



**REGULAR MEETING
OF THE BOARD OF TRUSTEES
LOCATION: HYBRID TELECONFERENCE – SEE BELOW**

November 9, 2022, 6:00 PM

AGENDA

IMPORTANT NOTICE REGARDING COVID-19 AND TELECONFERENCED MEETINGS:

Based on the authority under AB 361 and the guidance from the County Public Health Officer and the CDC to minimize the spread of the coronavirus, please note the following changes to the District's ordinary meeting procedures:

- The District's Board Room is now open to the public and will also be conducted via teleconference using Zoom.
- All members of the public seeking to observe and/or to address the local legislative body telephonically or otherwise electronically can do so in the manner described below or in person.

HOW TO OBSERVE THE MEETING:

In Person: The public may attend the meeting in person by visiting the District's Board Room, located at 1351 Rollins Road, Burlingame, CA 94010.

Telephone: Listen to the meeting live by calling Zoom at **(408) 636-0968** or **(669) 900-6833**.

Enter the **Meeting ID# 650-344-8592** followed by the pound (#) key. If the line is busy, more phone numbers can be found on Zoom's website at <https://zoom.us/u/abb4GNs5xM>.

Computer: Watch the live streaming of the meeting from a computer by navigating to <https://zoom.us/j/6503448592> using a computer with internet access that meets Zoom's system requirements (see <https://support.zoom.us/hc/en-us/articles/201362023-System-Requirements-for-PC-Mac-and-Linux>)

Mobile: Log in through the Zoom mobile app on a smartphone and enter **Meeting ID# 650-344-8592**.

HOW TO SUBMIT PUBLIC COMMENTS:

Live Participation: Live verbal public comments may be made by members of the public in person or via Zoom. During the meeting, the Board President or designee will announce the opportunity to make public comments. Use the "raise hand" feature (or press *9 to "raise hand" on the phone) during the public comment period for the agenda item you wish to address. The Zoom host will call on people to speak by the name provided or the last 4 digits of phone number for dial-in attendees.

Written Comments: Public comments may be submitted by email to comments@smcmvcd.org, write “Public Comment” in the subject line. In the body of the email, include the agenda item number and title, as well as your comments. If you would like your comment to be read aloud at the meeting (not to exceed three minutes at staff’s cadence), prominently write “Read Aloud at Meeting” at the top of the email. All comments received before 12:00 PM the day of the meeting will be included as an agenda supplement on the District’s website under the relevant meeting date and provided to the Trustees at the meeting. Comments received after this time will be read aloud at the meeting.

ACCESSIBILITY INFORMATION:

Board Meetings are accessible to people with disabilities and others who need assistance. Individuals who need special assistance or a disability-related modification or accommodation (including auxiliary aids or services) to observe and/or participate in this meeting and access meeting-related materials should contact Brian Weber, District Manager, at least 48 hours before the meeting at (650) 344-8592 or bweber@smcmvcd.org. Advanced notification will enable the District to resolve such requests to ensure accessibility swiftly.

PUBLIC RECORDS:

Public records that relate to any item on the open session agenda for a meeting are available for public inspection. Those records that are distributed after the agenda posting deadline for the meeting are available for public inspection at the same time they are distributed to all or a majority of the members of the Board. The Board has designated the District’s website at <https://www.smcmvcd.org/board-meetings> as the place to make those public records available for inspection. The documents may also be obtained by calling the District Manager.

CEQA NOTICE:

Unless expressly stated otherwise on the agenda (that an MND or EIR is being considered), discretionary actions taken on agenda items will include a finding by the Board that the action is exempt under CEQA. More information about the CEQA determination can be found in the corresponding staff report.

1. **CALL TO ORDER**
2. **PLEDGE OF ALLEGIANCE**
3. **ROLL CALL**
 - A. Secretary of the Board will take roll call
4. **PUBLIC COMMENTS AND ANNOUNCEMENTS**

This time is reserved for members of the public to address the Board relative to matters of the District, not on the agenda. No action may be taken on non-agenda items unless authorized by law. Comments will be limited to three minutes per person (or six minutes where a translator is used). Speaker cards are available for those making a public comment

5. CONSENT CALENDAR

All items on the Consent Calendar will be considered by one (or more) action(s) of the Board unless any Trustee would like to discuss any item listed, in which case, it may be pulled from the Consent Calendar.

A. Approval of Minutes

1. Minutes for the Regular Board Meeting October 12, 2022

B. Approval of Resolutions

Resolution 017-22 Consider continuing a resolution authorizing continued remote teleconference meetings of the legislative bodies of the San Mateo County Mosquito and Vector Control District pursuant to Brown Act Provisions to continue conducting District meetings remotely to protect the health or safety of attendees in accordance with Assembly Bill 361

ACTION: Motion to approve Consent Calendar

REGULAR AGENDA

6. BOARD COMMITTEE REPORTS The Chair of each committee listed below will provide a report on the committee's actions and present any recommendations to the Board

A. Finance Committee Reports

1. Finance Committee Meeting Report – October 31, 2022

Report by: Mason Brutschy, Committee Chair

B. Presentation of June 30, 2022, Annual Comprehensive Financial Report

Report by: Ahmed Badawi and Richard Arrow

ACTION: Accept final draft of the June 30, 2022, Annual Comprehensive Financial Report

C. Review Financial Report for FY 2021-22 as of September 30, 2022

Report by: Finance Director, Richard Arrow, CPA

ACTION: Motion to approve Financial Report for FY 2021-22 as of September 30, 2022

D. Report on Third Quarter PARS OPEB & Pension Rate Stabilization Fund Performance

Report by: Richard Arrow, Finance Director

ACTION: No action necessary, informational only.

E. Real Estate Committee

1. Report of ongoing progress on the upgrades of the 1415 N. Carolan Avenue property

Report by: Paul Norton

ACTION: No Action necessary, informational only.

F. Inactive Committees

1. Discussion of possible Elections Committee

Report by: Kati Martin

ACTION: No Action necessary, informational only.

7. STAFF REPORTS

- A.** Operations Director Casey Stevenson will provide an update on District Operations.
- B.** Laboratory Director, Angie Nakano. Angie will provide an update on Laboratory activities.
- C.** Public Health Education and Outreach Officer Rachel Curtis-Robles will provide a report on the District Public Outreach Program
- D.** Information & Technology Director Matthew Nienhuis will provide a report on the District technology matters.

8. MANAGER'S REPORT

9. BOARD MEMBER COMMENTS AND ANNOUNCEMENTS

10. ADJOURNMENT



**MINUTES OF THE REGULAR MEETING OF THE BOARD OF
TRUSTEES
OCTOBER 12, 2022
6:00 P.M.**

A meeting of the Board of Trustees of the San Mateo County Mosquito and Vector Control District was held on October 12, 2022. Location: **Teleconference**

TRUSTEES PRESENT:

Mason Brutschy	Town of Atherton
Carolyn Parker	City of Brisbane
Laura Walsh	City of Colma
Glenn R. Sylvester	City of Daly City
Donna Rutherford	City of East Palo Alto
Paul Norton	City of Foster City
Kati Martin	City of Half Moon Bay
D. Scott Smith	Town of Hillsborough
Catherine Carlton	City of Menlo Park (Arrived at 6:59 p.m.)
Muhammad Baluom	City of Millbrae
Peter DeJarnatt	City of Pacifica
Kat Lion	City of Redwood City
Robert Riechel	City of San Bruno
Ron Collins	City of San Carlos
Michael Yoshida	City of South San Francisco (Arrived at 6:15 p.m.)
Paul Fregulia	Town of Woodside

TRUSTEES ABSENT: Wade Leschyn, City of Belmont
Rena Gilligan, City of Burlingame
Ed Degliantoni, City of San Mateo
Desiree LaBeaud, County-at-Large
Ray Williams, Town of Portola Valley

OTHERS PRESENT: District Manager, Brian Weber
Interim Finance Director, Richard Arrow
General Counsel, Alexandra Barnhill
Laboratory Director, Angie Nakano
Public Health Education and Outreach Officer, Rachel Curtis-Robles
Operation Director, Casey Stevenson
IT Director, Matthew Nienhuis



1. CALL TO ORDER

The meeting was called to order at 6:01 p.m.

2. PLEDGE OF ALLEGIANCE

Trustee Laura Walsh led the Pledge of Allegiance.

3. ROLL CALL

The roll call indicated that 14 Trustees were present on Teleconference, constituting a quorum.

4. PUBLIC COMMENTS AND ANNOUNCEMENTS

Public Comment: None

Board Comment: None

President Martin reviewed the process to be used going forward during the Teleconference of the Meeting to the Board of Trustees, Staff and Public.

5. BOARD MEMBER OATH OF OFFICE (Ron Collins, City of San Carlos)

General Counsel Alexandra Barnhill administered the Oath of Office to Ron Collins. He is representing the City of San Carlos, he was born in San Mateo, twice Mayor of San Carlos, is married, has a daughter, and grandchildren. Ron Collins is recently retired.

6. CONSENT CALENDAR

- A. 1. Approval of October 12, 2022, Minutes, Operation Director Casey Stevenson name corrected.
- B. Approval of Resolution 014-22 to continued remote teleconference meetings.

Public Comment: on Consent Calendar items 5.A.1, AND B.
None.

Board Comment:

ACTION: MOTION by Trustee Peter DeJarnatt, second by Trustee Glenn Sylvester to approve Consent Calendar items A.1. and B. Motion passed 14 yeas, 0 noes.



REGULAR AGENDA

7. BOARD COMMITTEE REPORTS

A. 1. Finance Committee Reports

Committee Chair Mason Brutschy reported that the Committee met on October 4, 2022, via Teleconference. The chair provided a written report in the Board Packet. The Committee reviewed the Financial Reports for FY 22-23 as of August 31, 2022. The Committee recommends that the Board of Trustees approve the report.

B. Review the Financial Report for FY 2021-22 as of August 31, 2022

Finance Director, Richard Arrow provided a written report in the Board Packet. He indicated the report received from July 1 through August 31, 2022, total revenues were \$345.5 thousand, total expenditures YTD, \$1.3 million and the change in fund balance was \$973.3 thousand, cash available in the County Treasure is \$7.2 million. The District's finances are very healthy.

Public Comment on 7. and B. None
Board Comment:

ACTION: Motion by Trustee Robert Riechel, second by Trustee Paul Fregulia to approve the Financial Report for FY 2021-22 as of August 31, 2022. Passed by 15 yeas, 0 noes.

Public Comment: None
Board Comment:

C. Ad hoc Committee on Real Estate

Trustee Paul Norton, Chair of the Ad hoc Real Estate Committee provided a written report in the Board Packet. He indicated the soil was test for asbestos and lead. District Manager Weber highlighted the Geotechnical Survey/Report and the Visioning Workshop. The feedback from these reports are not in.

Public Comments on 7.C.
None

Board Comments

Trustee Paul Fregulia asked for an explanation of the Visioning Workshop Process.

District Manager Weber provided a detailed explanation of the Visioning Process.



D. Inactive Committees

President Martin encouraged members of the Strategic; Policy and Public Outreach committees to look at/call or meet to address any concerns. Be prepared to give a report soon.

8. STAFF REPORTS

- A. Operations Director Casey Stevenson provided a written report in the Board Packet. He reported his department purchased a Ram 3500 truck. The truck will be used in the field to respond to any emergencies that happen. He also indicated the Sparta treatment season is winding down. The Catch Basin Treatments had not detected any West Nile Virus.
- B. Laboratory Director Angie Nakano provided a written report in the Board Packet. She indicates monitoring for *Aedes aegypti* in San Mateo County. There is no detection in San Mateo County. However, there was detection in Santa Clara the District will be monitoring this situation. She also reported the Highly Pathogenic Avian Influenza has been detected in San Mateo County. This Influenza is devastating to wild and domestic birds. Please read her detailed report in the Laboratory Staff Program Report. Ms. Nakano was appointed to serve as Chair of the Mosquito Vector Control Association of California.
- C. Public Health Education and Outreach Officer Rachel Curtis-Robles continues providing school presentation to preschools and elementary schools in San Mateo. PHEOO Curtis-Robles highlighted outreach efforts in the City of East Palo Alto. The staff and team of CASP and CASA will survey neighborhoods asking specific questions about climate change, wildfires, Zika, and other health related issues. The data collected will help educate the community about the District Services and the County Service. The households that participate in the survey will receive a goody bag with items that help them prevent illness causing germs etc.
- D. Information & Technology Director Matthew Nienhuis provided a written report in the Board Packet. He indicates October is Cybersecurity Awareness Month. IT Director Hienhuis shared with the Board of Trustees ways to protect our data from Phishing, and encourage the Board to change password, update browser and use MFA, Multifactor Authentication to improve online security.

**Public Comment: on 8. A B C and D,
None**

Board Comment:



There was a robust discussion on Cybersecurity, the best platforms to use, and how often passwords should be changed.

9. CLOSED SESSION

A. PUBLIC EMPLOYEE PERFORMANCE EVALUATION (Gov. Code section 54957(b)(1).)
Title District Title: District Manager (Gov. Code section 54957(b))

B. CONFERENCE WITH LABOR NEGOTIATOR
Unrepresented Employee: District Manager (Gov. Code section 54957.6)

10. REPORT FROM CLOSED SESSION

No final action was taken.

11. Resolution 017-22 Second Amendment to Manger's Employment Agreement

Chair Kat Lion provided a report to the Board regarding the results of the General Manager's Performance Evaluation. The Committee recommends approving the Second Amendment to the District Manager Employment Agreement. The Second Amendment to the Manager's employment agreement would adjust the salary 7.5% to \$210,162.50 and keep the other terms and conditions the same.

ACTION: Motion by Trustee Peter DeJarnatt, seconded by Trustee Catherine Carlton to approve the Second Amendment to District Manager Employment Agreement. Passed 15 yeas, 1 Abstain Trustee Ron Collins, 5 Absent.

12. MANAGER'S REPORT

District Manager Weber provided a written report in the Board Packet. He reported that 50% of trustees are interested in returning to in-person board meetings. **The hybrid model will be implemented for the November 9, 2022, Board meeting.**

DM Weber provided all Board members with a copy of the National Association of County and City Health Officials published Vector Surveillance and Control at the Local Level. He provided a link in his report. (Please read).

DM Weber will research possible Holiday Party sites; Field Day will be December 14, 2022, at the District Office from Noon to 4:00 p.m. The American Mosquito Control Association (AMCA) Conference will be at the Grand Sierra Resort & Casino in Reno, Nevada from February 27-March 3, 2023



13. BOARD MEMBER COMMENTS AND ANNOUNCEMENTS

The next Board meeting is on November 9, 2022, the Third Wednesday of the Month at 6:00 p.m.

ADJOURNMENT: 7:40 p.m.

Kati Martin, Board President

Donna Rutherford, Board Secretary

I certify the above minutes were approved as read or corrected at a meeting of the Board held, 2022.

** All reports that were provided to the trustees at the board meeting will be available upon request.

Approved:

District Manager

Board President

Agenda Item 5B

**SUBJECT: CONSIDER ADOPTING A RESOLUTION M-017-2022
AUTHORIZING REMOTE TELECONFERENCE
MEETINGS OF THE LEGISLATIVE BODIES OF THE
SAN MATEO COUNTY MOSQUITO AND VECTOR
CONTROL DISTRICT PURSUANT TO BROWN ACT
PROVISIONS**

SUMMARY

Approve Resolution **M-017-22** Authorizing Remote Teleconference Meetings of the Legislative Bodies of the San Mateo County Mosquito and Vector Control District Pursuant to Brown Act Provisions.

BACKGROUND

On March 4, 2020, Governor Newsom declared a State of Emergency to make additional resources available, formalize emergency actions already underway across multiple State agencies and departments, and help the State prepare for a broader spread of COVID-19.

On March 17, 2020, the Governor issued Executive Order N-29-20 which authorized meetings of local legislative bodies to be held by teleconference as long as specified notice and comment provisions were followed. Given the state of emergency and authority to meet remotely, on March 23, 2020, the Board President issued a declaration altering the regular meeting location to be held via teleconference only. The Board ratified this declaration at its regular meeting on April 8, 2020. For the past year and a half, the District has been meeting remotely via Zoom. Meeting remotely has allowed the District to ensure the public's continued access to government meetings while also ensuring the public's safety.

On June 11, 2021, Governor Newsom issued Executive Order N-08-21, which rescinded his prior Executive Order N-29-20 and set a date of October 1, 2021, for agencies to transition back to public meetings held in full compliance with the Brown Act. However, the Delta variant has emerged, causing a spike in cases throughout the State. As a result, the County Public Health Departments across the Bay Area, including San Mateo County, have issued a Health Order requiring masks indoors in public places, regardless of vaccination status.

On January 1, 2022, the Governor approved Executive Order N-1-22, in response to the Omicron COVID-19 variant. Data suggest that the Omicron variant is more transmissible than the Delta variant. Therefore, considering the present surge in cases due to the Omicron variant, and to protect the public health and safety, the Governor temporarily extend the flexibilities for state bodies to conduct teleconferences under AB 361 beyond January 31, 2022, to provide state bodies the option of conducting public meetings remotely to reduce the risk of in-person exposure to members of the

staff body, staff, and members of the public.

DISCUSSION

The California Legislature recently approved AB 361, which was signed as an urgency statute by the Governor on September 16, 2021 and is effective immediately. This law allows local legislative bodies to continue to meet remotely after the October 1 deadline under specified circumstances.

A local agency will be allowed to continue to meet remotely when:

- The legislative body holds a meeting during a proclaimed state of emergency, and State or local officials have imposed or recommended measures to promote social distancing.
- The legislative body holds a meeting during a proclaimed state of emergency for the purpose of determining, by majority vote whether because of the emergency, meeting in person would present imminent risks to the health or safety of attendees.
- The legislative body holds a meeting during a proclaimed state of emergency and has determined, by majority vote, that, because of the emergency, meeting in person would present imminent risks to the health or safety of attendees.

To meet remotely agencies must make certain findings demonstrating the requirements to continue to hold remote meetings apply. Staff is recommending that Resolution **M-17-22** be adopted as these findings can be made. Specifically, the District meets the requirements to continue holding meetings remotely to ensure the health and safety of the public because:

- The District is still under a state of emergency as declared by the Governor.
- County Health Orders require that all individuals in indoor public spaces wear masks, regardless of vaccination status.
- County Public Health officers have issued various health orders, recommendations and updates designed to slow the spread of COVID-19, including recommendations for social distancing and directing that public meeting continue to be held remotely to protect public health.¹
- The District cannot maintain social distancing requirements for the public, staff, and Directors in their meeting spaces.

The District staff is concerned about protecting the health and safety of attendees, particularly given that even fully vaccinated people have contracted the Delta variant, people may have and transmit the virus before knowing they are infected and/or if they are asymptomatic, meetings can last several hours, and the District has a large Board of Trustees, its meeting facilities are limited in space, with seats close together and as of June 7, 2022 a new COVID-19 surge has begun.

Under AB 361, if the state of emergency remains active for more than 30 days, a local agency must make the following findings by majority vote every 30 days to continue using the bill's exemption to the Brown Act teleconferencing rules.

- The legislative body has reconsidered the circumstances of the emergency; and
-

RESOLUTION NO. M 017-22

A RESOLUTION OF THE SAN MATEO COUNTY MOSQUITO AND VECTOR CONTROL DISTRICT AUTHORIZING CONTINUED REMOTE TELECONFERENCE MEETINGS OF THE LEGISLATIVE BODIES OF THE SAN MATEO COUNTY MOSQUITO AND VECTOR CONTROL DISTRICT PURSUANT TO BROWN ACT PROVISIONS

WHEREAS, on March 4, 2020, the Governor of the State of California issued a Proclamation of a State of Emergency due to COVID-19. Such Proclamation remains and is in effect as of the date of this Resolution, as are the facts, circumstances, and emergency under which it was issued; and

WHEREAS, the San Mateo County Mosquito and Vector Control District (“District”) ordinarily holds its regular meetings on the second Wednesday of the month at 6 p.m. at the Board Chambers, 1351 Rollins Road, Burlingame, California 94010; and

WHEREAS, the District officially closed its meeting room as of April, 2020 due to the coronavirus pandemic, making the Board Chambers unavailable to the public; and

WHEREAS, on March 23, 2020 the District’s Board President issued a Declaration altering the regular meeting location to be held via teleconference only pursuant to Executive Order N-29-20. The Board ratified this Declaration at its regular meeting on April 8, 2020; and

WHEREAS, the Health Officer of the County of San Mateo and other Bay Area counties (“Health Officers”) have issued various health orders and updates designed to slow the spread of COVID-19 (including variants thereof) such as vaccinations, quarantines, face covering requirements, and social distancing recommendations designed to protect public health; and

WHEREAS, on September 20, 2021, Health Officers issued recommendations for safely holding public meetings, including strongly recommending teleconferencing meetings as those meetings present the lowest risk of transmission of SARS-CoV-2, the virus that causes COVID-19, and further recommended social distancing and face masking of all attendees; and

WHEREAS, in light of the present surge in cases due to the Omicron variant, and to protect the public health and safety, it is necessary to temporarily extend the flexibilities for state bodies to conduct teleconferences under AB 361 beyond January 31, 2022, to provide state bodies the option of conducting public meetings remotely to reduce the risk of in-person exposure to members of the staff body, staff, and members of the public; and

WHEREAS, COVID-19 poses imminent health and safety concerns. The risk of exposure to COVID-19 depends on the likelihood of coming into close physical contact with people who may be infected and through contact with contaminated surfaces and objects. The severity of the illness varies. Per the US Centers for Disease Control and Prevention about 14% of the cases are severe (meaning, they required hospitalization), with an infection that affects both lungs and has the potential to lead to severe medical complications (such as respiratory failure, shock, or multi organ dysfunction) that can cause death in some people. The

number of cases of infections and deaths occurring locally can be determined by viewing the dashboards of the Health Officers; and

WHEREAS, on June 11, 2021, the Governor issued Executive Order N-08-21, which placed an end date of September 30, 2021 on such authority; and

WHEREAS, due the rise in COVID-19 cases, including due to the Delta variant and now Omicron variant, the District continues to be deeply concerned about protecting the health and safety of attendees, particularly given that even fully vaccinated people have contracted the Delta variant, people may contract and transmit the virus before knowing they are infected and/or if they are asymptomatic; meetings of the District can last several hours, the District has a large board of Trustees, its meeting facilities are limited in space with seats that are close together, and have restricted air flow; and as of June 7, 2022 a new local surge of COVID-19 is underway; and

WHEREAS, the California State legislature adopted AB 361 as an urgency measure that was signed by the Governor on September 16, 2021. AB 361 amends the Brown Act to allow local governments to use teleconferencing and virtual meeting technology as long as there is a gubernatorial “proclaimed state of emergency” upon the local legislative body finding that State or local officials have imposed or recommended measures to promote social distancing or that meeting in person would present imminent risks to the health or safety of attendees; and

WHEREAS, the Board desires to continue holding public meetings of the District using teleconferencing and virtual meeting technology in order to avoid the imminent risk to the health and safety of attendees; and

WHEREAS, the District found that conducting its meetings using virtual meeting technology allowed the equivalent, if not improved, access to the meetings for Trustees, staff, and the public based on the ease of use and flexibility of technology. This experience has been confirmed by the Little Hoover Commission, which evaluated the effectiveness of remote meetings statewide; and

WHEREAS, the Board held a duly noticed public meeting on September 29, 2021; and

WHEREAS, at such public meeting, the Board considered all pertinent oral and written information, exhibits, testimony, and comments received during the public review process, including, without limitation, information received at the public hearing, the oral report from District staff, the written report from staff, this Resolution, and all other information on which each of the Trustees has based their decision (collectively, “Remote Meeting Information”); and

WHEREAS, the Board found that a state of emergency remained active due to the coronavirus pandemic, which affects the ability of attendees to meet safely in person; and

WHEREAS, the Board desires to make the findings necessary to continue to meet remotely in light of the fact that there remains a significant portion of the population that is not eligible for vaccination or booster shots and that even fully vaccinated people may contract and transmit the virus and it is not possible to socially distance within the District’s Board meeting room.

NOW, THEREFORE, BE IT RESOLVED by the Board of Trustees of the District as follows:

Section 1. Recitals. The Board hereby finds and determines that the foregoing recitals are true and correct; the recitals are hereby incorporated by reference into each of the findings as though fully set forth therein. The recitals and the information below constitute findings in this matter, and together with the Remote Meeting Information, serve as an adequate and appropriate evidentiary basis for the findings and actions set forth herein.

Section 2. AB 361 Findings. The Board, on behalf of itself and its legislative bodies, hereby further finds the following: A state of emergency in California remains active due to the coronavirus pandemic, which continues to directly impact the ability of attendees to meet safely in person. Federal, state, and/or local officials have imposed and/or recommended measures to promote social distancing and use face coverings in indoor settings to help stop the spread of the virus. They have strongly recommended public agencies hold their meetings online because doing so presents the lowest risk of transmission of SARS-CoV-2, the virus that causes COVID-19. COVID-19 continues to pose an imminent risk to the health and safety of attendees to meet in person because it can be contracted and transmitted by people without symptoms and regardless of vaccination status and has the potential to lead to severe disease and death.

Section 4. Remote Meetings. Meetings of the District and its legislative bodies will continue to be conducted remotely using teleconferencing for the next 30 days in compliance with AB 361.

Section 5. CEQA. This action does not constitute a “project” within the meaning of Public Resources Code Section 21065, 14 Cal Code Reg. Section 15060(c)(2), 15060(c)(3), and/or 15378 because it has no potential for resulting in either a direct physical change in the environment, or a reasonably foreseeable indirect physical change in the environment. In addition, this action is categorically exempt pursuant to Section 15061(b)(3), “Review for Exemptions” of the CEQA Guidelines because there is no possibility that it may have a significant effect on the environment, and no further environmental review is required. No unusual circumstances exist and none of the exceptions under CEQA Guidelines Section 15300.2 apply. This determination reflects the Board’s independent judgment and analysis.

DULY AND REGULARLY ADOPTED by the District’s Board of Trustees this 12 day of October, 2022 by the following vote:

AYES:
NOES:
ABSENT:

Kati Martin, Chair

ATTEST: _____
Brian Weber, District Manager

November 9, 2022

- Either of the following circumstances exist: The state of emergency continues to directly impact the ability of members to meet safely in person, or State or local officials continue to impose or recommend social distancing measures

For these reasons, Staff anticipates that if the pandemic continues, the District Board will be asked to approve a resolution on every agenda making findings regarding the circumstances of the emergency and vote to continue using the law's exemptions. AB 361 sunsets on January 1, 2024.

RECCOMENDATION

Consider Adopting Resolution **M-17-22** Authorizing Remote Teleconference Meetings of the Legislative Bodies of the San Mateo County Mosquito and Vector Control District Pursuant to Brown Act Provisions

REFERENCE MATERIALS

1. RESOLUTION M-017-22

AYES:

NOES:

ABSENT:

ABSTAIN

ATTEST:

Board Secretary

Board President


Agenda Item 6A

BOARD COMMITTEE REPORTS

SUBJECT: Finance Committee Meeting of the Board of Trustees

Finance Committee members attended a meeting on October 31, 2022. Attendees included Committee Chair, Mason Brutschy, Robert Riechel, Ray Williams, Carolyn Parker, and Kati Martin. Staff attending included District Manager, Brian Weber, Finance Director, Richard Arrow, Information Services Director, and Matthew Nienhis

1. Reviewed the Financial Report for FY 22-23 as of September 30, 2022. Highlights were discussed with the committee by Finance Director, Richard Arrow. Finance Committee recommended approval of the report to be submitted to the Board of Trustees for consideration at their meeting of November 9, 2022.
2. District Manager gave an oral report on architectural plans relative to property located at 1415 N. Carolan, Burlingame. Timing of the completion of the contract work is expected to occur by October 2022. No District funds have been expended to date.
3. District Auditor, Ahmed Badawi presented the final draft of District's Annual Comprehensive Financial Report as of June 30, 2022. Explanation was given as to the nature of the audit and issued a "unmodified opinion" which is to say that the financial statement presents fairly the net position and results of operation of the District. No reportable conditions were observed. Carolyn Parker raised a question regarding the "mark to market" calculations. Ahmed Badawi indicated a full explanation would be inserted in the Notes to Financial Statements. The committee recommended that the final draft of Annual Comprehensive Financial Report by submitted to the Board of Trustees at this evening's meeting.
4. Finance Director Richard Arrow submitted a report on the third quarter investment results of the District's OPEB and Pension Rate Stabilization account. This item will be discussed on this evening's agenda.



Annual Comprehensive Financial Report For the Fiscal Year Ended June 30th, 2022



1351 ROLLINS RD. BURLINGAME CA 94010
(650) 344-8592 • www.smcmvcd.org

SAN MATEO COUNTY MOSQUITO AND VECTOR CONTROL DISTRICT

ANNUAL COMPREHENSIVE FINANCIAL REPORT

FOR FISCAL YEAR ENDED JUNE 30, 2022



RICHARD S. ARROW, CPA
FINANCE DIRECTOR

BRIAN WEBER
DISTRICT MANAGER

**San Mateo County Mosquito and Vector Control District
 Annual Comprehensive Financial Report
 For the year ended June 30, 2022**

Table of Contents

	<u>Page</u>
 <u>INTRODUCTORY SECTION</u>	
Table of Contents	i
Transmittal Letter	iii
Directory of Board of Trustees	xi
Executive Staff	xi
Organization Chart	xiii
GFOA Certificate	xiv
 <u>FINANCIAL SECTION</u>	
Independent Auditors’ Report	1
Management’s Discussion and Analysis – Required Supplementary Information (Unaudited)	5
Basic Financial Statements:	
Government-Wide Financial Statements:	
Statement of Net Position	19
Statement of Activities.....	20
Fund Financial Statements:	
Governmental Fund Financial Statements	
Balance Sheet	24
Reconciliation of the Governmental Funds Balance Sheet to the Government-Wide Statement of Net Position.....	25
Statement of Revenues, Expenditures and Changes in Fund Balances	26
Reconciliation of the Governmental Funds Statement of Revenues, Expenditures, and Changes in Fund Balances to the Government-Wide Statement of Activities	27
Notes to Basic Financial Statements	31

San Mateo County Mosquito and Vector Control District
Annual Comprehensive Financial Report
For the year ended June 30, 2022

Table of Contents

	<u>Page</u>
Required Supplementary Information (Unaudited), Continued:	
Budgets and Budgetary Accounting:	
Budgetary Comparison Schedule: - General Fund.....	57
Defined Benefit Pension Plan	
Schedule of the District’s Proportionate Share of the Net Pension Liability-Last 10 Years.....	58
Schedule of Contributions - Last 10 Years	58
Other Postemployment Benefits	
Schedule of Changes in the Net OPEB Liability and Related Ratios	59
Schedule of Contributions - Last 10 Years	60
 <u>SUPPLEMENTARY INFORMATION</u>	
Budgetary Comparison Schedule – Other Major Funds:	
Capital Projects Fund	63
 <u>STATISTICAL SECTION (Unaudited)</u>	
Financial Statistical Section (Unaudited):	
Net Position by Component	67
Changes in Net Position	68
Fund Balances - Governmental Funds	69
Changes in Fund Balances - Governmental Fund	70
Capital Assets.....	71
Principal Employers Year 2020 and Year 2012.....	72
Demographic and Economic Statistics	73
Property Tax Levies and Collections	74
Full and Part Time District Employees	75
Principal Property Assesses as of January 1, 2021 and January 1, 2012	76
Direct and Overlapping Debt	77
Direct and Overlapping Property Tax Rates	79
Assessed Value of Taxable Property	80
Operational Statistical Section (Unaudited):	
Performance Measures Calendar Year (CY) 2013-2021	81
Service Requests	82
Treatments and Inspections by Year	83
Catch Basins Treated for Mosquitos	84



TO THE MEMBERS OF THE BOARD OF TRUSTEES AND RESIDENTS OF SAN MATEO COUNTY:

State law requires special districts to annually publish a complete set of financial statements presented in conformity with generally accepted accounting principles (GAAP) and audited in accordance with generally accepted auditing standards by a firm of certified public accountants. Pursuant to that requirement, we hereby issue the annual comprehensive financial statements of the San Mateo County Mosquito and Vector Control District (District) for the fiscal year ended June 30, 2022.

This report consists of management's representations concerning the finances of the District. Consequently, management assumes full responsibility for the completeness and reliability of all the information presented in this report. To provide a reasonable basis for making these representations, management of the District has established a comprehensive internal control framework that is designed both to protect the District's assets from loss, theft, or misuse; and to compile sufficient and reliable information for the preparation of the District's financial statements in conformity with GAAP. The cost of internal controls should not outweigh their benefits. Therefore, the District's comprehensive framework of internal controls has been designed to provide reasonable, rather than, absolute assurance that the financial statements will be free from material misstatement. As management, we assert that, to the best of our knowledge and belief, this financial report is complete and reliable in all material respects.

The District's financial statements have been audited by Badawi & Associates, Certified Public Accountants. The goal of the independent audit was to provide reasonable assurance that the financial statements of the District, for the fiscal year ended June 30, 2021, are free of material misstatements. The independent audit involved examining, on a test basis, evidence supporting the amounts and disclosures in the financial statements; assessing the accounting principles used and significant estimates made by management; and evaluating the overall financial statement presentation. The independent auditor concluded, based upon the audit, that there was a reasonable basis for rendering an unmodified opinion that the District's financial statements, for the fiscal year ended June 30, 2022, were fairly presented, in conformity with GAAP. The independent auditor's report is presented as the first component of the financial section of this report.

GAAP requires that management provide a narrative introduction, overview, and analysis to accompany the basic financial statements in the form of the Management's Discussion and Analysis (MD&A). This letter of transmittal is designed to complement the MD&A and should be read in conjunction with it. The District's MD&A can be found immediately following the report of the independent auditors.

District Description

San Mateo County Mosquito and Vector Control District is an independent special district formed by the residents of San Mateo County in 1916 to control mosquitoes and protect the health and comfort of local residents. The District currently encompasses all 455 square miles of San Mateo County. It covers most of the Peninsula south of San Francisco, bordered on the east by San Francisco Bay and on the west by the Pacific Ocean. The area enjoys a mild, Mediterranean climate ranging in temperature from an average low of 42 degrees F in winter, to an average high of 80 degrees F in summer. Average annual rainfall is 23 inches, most of which is received between November and May. Approximately 760,000 people live within the District's boundaries. Services provided by the District include mosquito control, yellowjacket and wasp nest removal, municipal rat control, surveillance for vector-borne diseases, and advice to property owners on issues related to vectors. In FY 21-22, the District has an annual budget of approximately \$15.0 million of which \$7.8 million was a one-time purchase of real property. It is supported by a Special Mosquito Control parcel tax and portion of ad valorem taxes in the oldest portion of the District, and a benefit assessment in the North and West Assessment area (Figure 1).

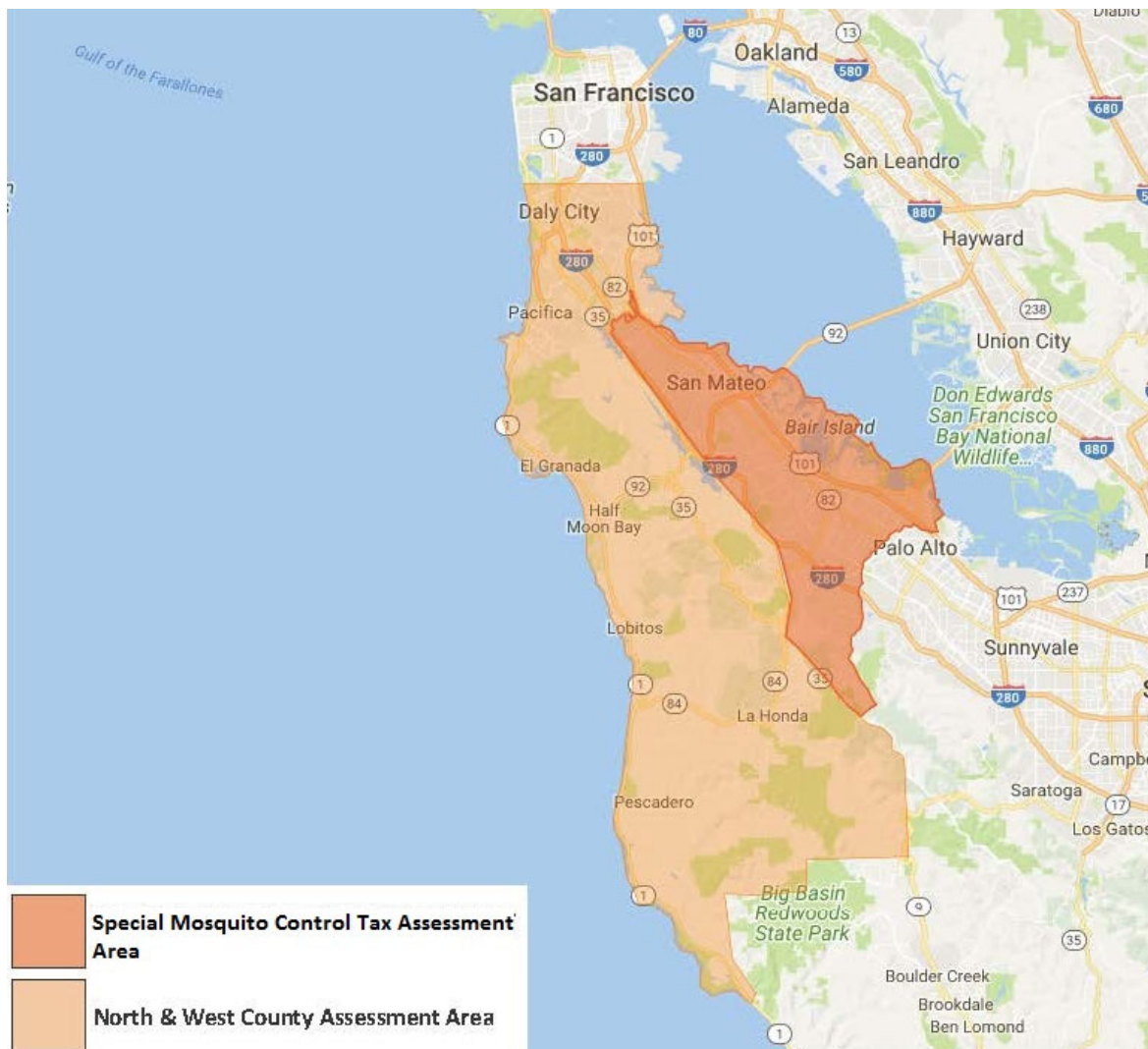


Figure 1: Map of the Assessment Areas of San Mateo County Mosquito and Vector Control District.

The District is governed by a 21-member Board of Trustees, consisting of one representative from each city in the County and one representing the County at large. The Board of Trustees meet 10 times a year and is responsible for overseeing the District's finances, setting policy, and supervising the District Manager.

Staff positions include 23 permanent and between 8 and 10 seasonal staff. The permanent staff includes a District Manager; Field Operations Director; Finance Director; Laboratory Director; Information and Technology Director; a Public Health Education & Outreach Coordinator; a Field Operations Supervisor; ten field staff; Facilities Manager; and support staff consisting of two finance staff, and three laboratory positions.

History

San Mateo County Mosquito and Vector Control District was formed in 1916, following passage of enabling legislation, the Mosquito Abatement Act of California (California Health and Safety Code Section 2000-2093). It is one of the oldest vector control districts in California. The original agency, Three Cities Mosquito Abatement District, was formed in 1916 to control mosquitoes in San Mateo, Burlingame, and Hillsborough using an integrated mosquito management program developed by entomologists from the University of California. In 1953, the Three Cities Mosquito Abatement District and the Pulgas Mosquito Abatement District merged to form the San Mateo County Mosquito Abatement District, which covered the area from Burlingame to the southern border of the county, on the eastern side of the Coast Ranges from approximately Hwy 280 to San Francisco Bay. In 2003, the District annexed the cities of Brisbane, Colma, Daly City, South San Francisco, most parcels in San Bruno, and communities west of I-280 such as Año Nuevo, Half Moon Bay, El Granada, and Pacifica, and other unincorporated areas in San Mateo County generally located west of Interstate 280 (the "North and West County Assessment Areas" Figure 1). In 2007, the County Department of Environmental Health asked the District to take over responsibility for all vector control services that had formerly come under the County's purview. The District changed its name to the San Mateo County Mosquito and Vector Control District.

Program Description

San Mateo County Mosquito and Vector Control District uses integrated vector management to protect the public from disease, discomfort, and injury caused by mosquitoes and other vectors. Integrated vector management is the coordinated use of information about pest population, biology, and the host environment, combined with best available control methods to prevent disease and discomfort using the most economical means, while minimizing possible impacts to people, property, and the environment. The District's program uses a variety of techniques to protect public health, including surveillance of vector populations and disease risk, public outreach and education, and physical, biological, and chemical control measures to reduce vector populations.

Funding

The District is supported primarily by property taxes. These revenues are from three sources: a portion of ad valorem taxes from properties in the original district, a Special Mosquito Control tax passed by voters in 1974, and a benefit assessment passed by voters in 2003. The ad valorem taxes and Special Mosquito Control tax apply only to properties within the boundaries of the original district (outlined in dark orange on the map in Figure 1).

The properties added to the District in 2003 (the area in tan on the map above, called the North and West Assessment Areas) pay the benefit assessment. Ad valorem taxes are 0.000018505 cents per \$1.00 of property taxes. The Special Mosquito Control Tax is a flat \$3.74 per parcel and does not allow for cost-of-living adjustments. The North and West Assessment Area is divided into two zones. Zone B includes rural mountainous parts of the District; Zone A encompasses the remaining densely populated portion of the annexed area.

In fiscal year 2021-22, there was no change from the prior year in the amount of Benefit Assessment levied \$18.68 or \$18.33 per Single Family Equivalent (SFE) in Zone A or B, respectively. This Benefit Assessment is subject to an annual adjustment tied to the Consumer Price Index (CPI) for the San Francisco Bay Area with a maximum annual adjustment of up to 3% plus any CPI adjustments for prior years that have not been levied. The District currently has an additional 23.18% additional CPI in reserve that it may apply in future years. In Fiscal year 2021-22, the District budgeted \$10.2 million in revenue from all sources (including “one time” Capital Lease financing in the amount of 3.8 million. It is Board policy for the District to annually pass balanced budgets.

Long Term Financial Planning

In 2018, the District Board of Trustees adopted a Financial Projection Model to be used as a basis for future decision-making (Figure 2). Based on historical information and projections of revenues and expenditures, the District is looking at a fairly stable financial outlook over the next 8 years. Annual fund balance varies insignificantly on a year-to-year basis. Average revenue and expenditure growth during the projection period is 2.9% per year. Resulting fund balance is stable but potentially increases approximately 6.8% over the 9-year projection period. With that being said, District management and the Board are committed to passing a balanced budget each fiscal year. The District plans for long term capital needs through a Long-Term Capital Improvement Plan. The Financial Projection Model and Long-Term Capital Improvement Plan are reviewed and updated annually. The graph below (Figure 2) shows Revenues, Expenditures, and Fund Balance projections as they exist at the beginning for fiscal year 2019-20. As illustrated, in FY 19-20 there is a one-time increase in revenue due to the sale of District property located in Redwood City, CA. This was incorporated into the budget for fiscal year 19-20. The graph below (Figure 3) shows the projection components of fund balance for the same period of time. In FY 21-22 there is a reduction to fund balances due to the use of the Real Property Acquisition Reserve in connection with the purchase of real property which was consummated in July 2021.

Figure 2: Financial projection of Revenues, Expenditures, and Fund Balances for fiscal year 2018-19 through 28-29.

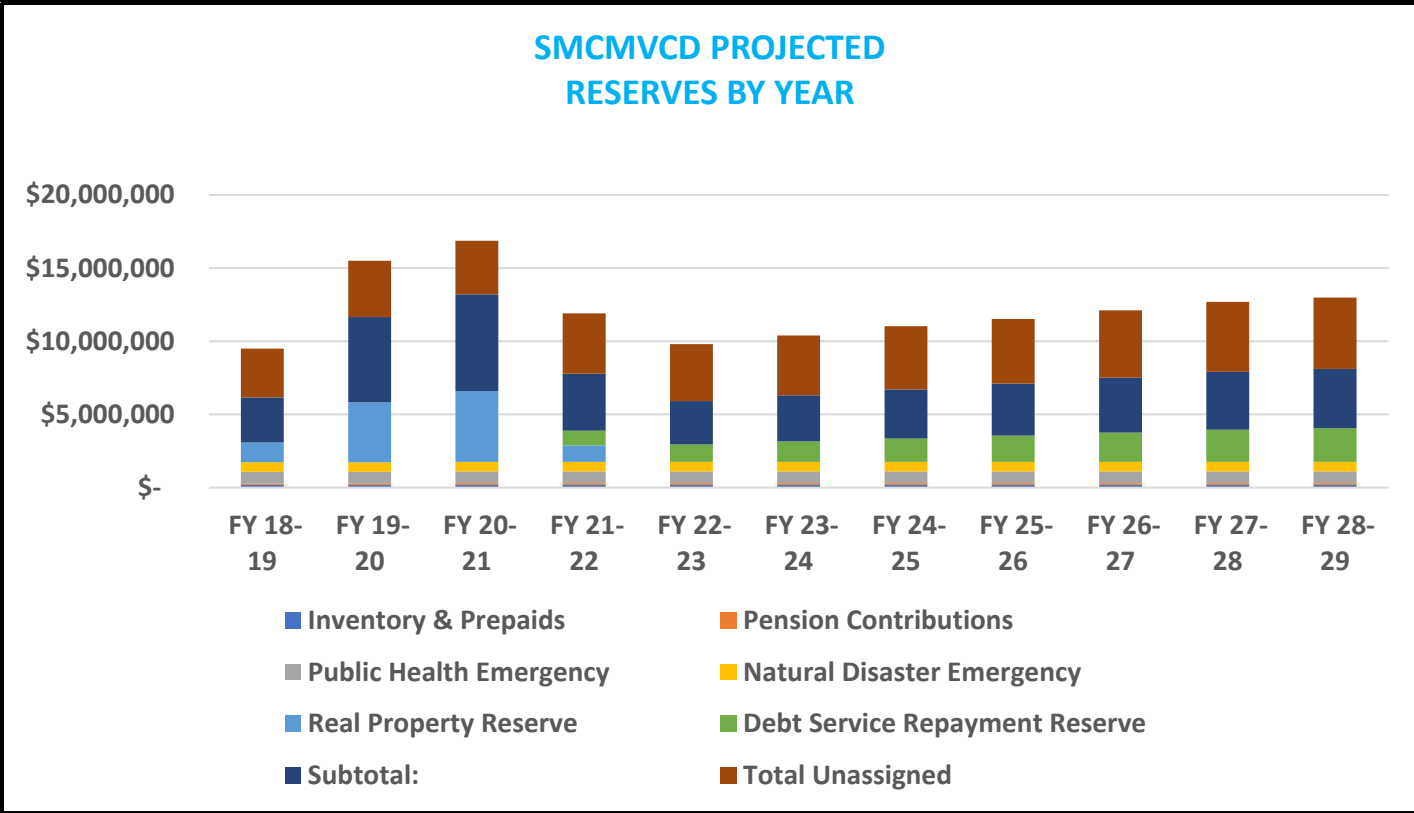
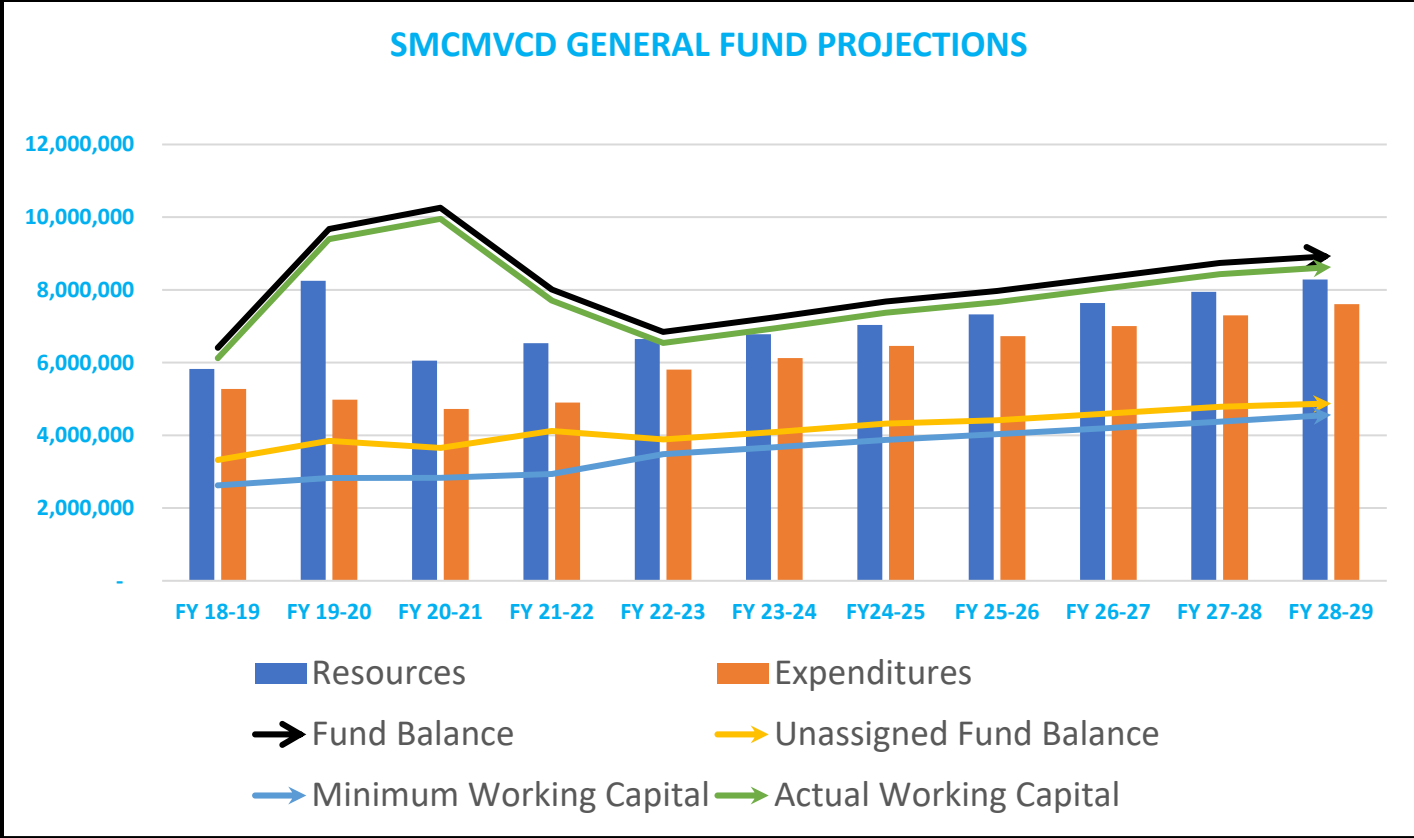


Figure 3: Projections of components of fund balance from FY 18-19 through FY 28-29

Financial Policies

The District has a broad range of Financial Policies that impact the financial aspects of District operations. They include the following:

Fixed Asset Control	Cash Disbursements
District Insurance Programs	Investment of District Funds
Fraud Prevention	Accounts Payable Management
Cash Management	Budget Preparation
District Reserves	Journal Entry Approval
Disposal of Surplus Property	

New for FY 2021-22

The following changes were made in 2021-22:

➤ Debt Service Repayment Reserve

The purpose of the Debt Service Repayment Reserve Fund is to accumulate funds and allow for the prepayment of balances of District issued debt in connection with the acquisition of real property. This reserve fund shall be reviewed and updated by the Board of Trustees on a regular basis. At year end (FY 21-22) the District allocated \$1,000,000 to the Debt Service Repayment Reserve

➤ Purchase of Property

Early in FY 21-22, the District purchased real property located near our operations on Rollins Road, Burlingame, CA. in the amount of \$ 7.5 million to consolidate District operational activity. This financing was funded by issuing a 15 year “lease/leaseback” financing instrument with a bank in the amount of \$3.8 million. Additionally, the Board contributed \$3.3 from the District’s Real Property Reserve in the amount of \$ 3.7 million.

Strategic Plan

In September 2018, the Board of Trustees approved an update to the Strategic Plan. The strategic plan defines the Board’s Vision for the future and serves as the basis for decisions on budgeting and allocation of financial resources.

Vision Statement

We are an agency that protects public health through a science-based program of integrated vector management, which is responsive to the community, and prepared to adapt to new challenges.

Mission Statement

To safeguard the health and comfort of the citizens of San Mateo County through a science-based program of integrated vector management.

Strategic Objectives

1. Reduce or eliminate host-seeking vector populations and maintain consistency in control operations by evaluating vector populations before and after they are carried out.
2. Use scientific methods to evaluate the distribution of vectors and vector-borne diseases in nature and work toward preventing the occurrence of human cases among District residents.
3. Engage in research and development to optimize the District's ability to carry out its mission with available resources.
4. Maintain a highly motivated, productive staff that is aware of, and has access to, the latest materials, technologies, and techniques in vector control.
5. Ensure residents are aware of the District's Integrated Vector Management Program and cooperate with the recommendations to reduce populations of vectors and minimize the risk to human health posed by vectors.
6. Ensure that residents are aware of District services, utilize them as needed, and are satisfied with the service they receive.
7. Cultivate strong, mutually beneficial relationships with local, state, county, and federal agencies.
8. Conduct all aspects of District business in a transparent and accountable manner.
9. Adequately maintain District's physical assets and keep them up to date with the best technology available.
10. Anticipate and be prepared to respond to future scientific, operational, and financial challenges.
11. Ensure that the Board of Trustees operates in an ethical manner, makes sound decisions based on current and complete information, and has the capacity to lead the agency effectively.
12. Ensure that District finances are adequately managed to provide for long term financial stability and sustainability.

Awards and Acknowledgements

In 2021, the District renewed both its District of Distinction Accreditation and its District Transparency Certificate of Excellence. The District earned these honors for the first time in 2016 and has maintained certification continuously since that time. The District Transparency Certificate of Excellence and the District of Distinction Accreditation are programs administered by the Special District Leadership Foundation (SDLF) supported by the California Special Districts Association. The SDLF is an independent, non-profit organization formed to promote good governance and best practices among California's special districts through certification, accreditation, and other recognition programs.

The District of Distinction Accreditation is a way for districts to highlight their prudent fiscal practices along with other areas important to effectively operate and govern a special district, including:

- Operates in a fiscally responsible and transparent manner.
- Has current and relevant policies and procedures in place.
- Emphasizes continuing education of both Board and Staff.
- Provides sound policies in board governance and conduct.

The District Transparency Certificate of Excellence covers all general, website, and outreach best practices and requirements regarding transparency for special districts, and demonstrates that the District:

- Follows best practices and other requirements regarding district transparency.
- Demonstrates the District's effort to being open and accessible to constituents and stakeholders.
- Supports the District's commitment of creating greater awareness of district activities.

Finally, this will be the Fifth Annual Comprehensive Financial Report that will be submitted to the Governmental Financial Officers Association. The District received the award of excellence in Financial Reporting for fiscal year ended June 30, 2018 and June 30, 2021.

The preparation of this report would not have been possible without the efficient and dedicated service of the District staff. We would like to express our appreciation to all employees of the District who assisted and contributed to the preparation of this report. Credit must also be given to the Board of Trustees, particularly the Finance Committee, for their unfailing support in maintaining the highest standards of professionalism in the management of the District's finances.

Respectfully submitted,

Richard S. Arrow, CPA
Finance Director

Brian Weber
District Manager

Date: November __, 2022



Board of Trustees as of June 30, 2022

Trustee Name

City/Town

Mason Brutschy

Atherton

Wade Leschyn

Belmont

Carolyn Parker

Brisbane

Rena Gilligan

Burlingame

Laura Walsh

Colma

Desiree LaBeaud

County-at-Large

Glenn R. Sylvester

Daly City

Donna Rutherford

East Palo Alto

Paul Norton

Foster City

Kati Martin

Half Moon Bay

D. Scott Smith

Hillsborough

Muhammad Baluom

Millbrae

Peter DeJarnatt

Pacifica

Ray Williams

Portola Valley

Kat Lion

Redwood City

Robert Riechel

San Bruno

Vacant

San Carlos

Michael Yoshida

South San Francisco

Paul Fregulia

Woodside



**SAN MATEO COUNTY
MOSQUITO & VECTOR
CONTROL DISTRICT**

Protecting public health since 1916

1351 Rollins Road
Burlingame, CA 94010

phone (650) 344-8592
fax (650) 344-3843

www.smcmvcd.org

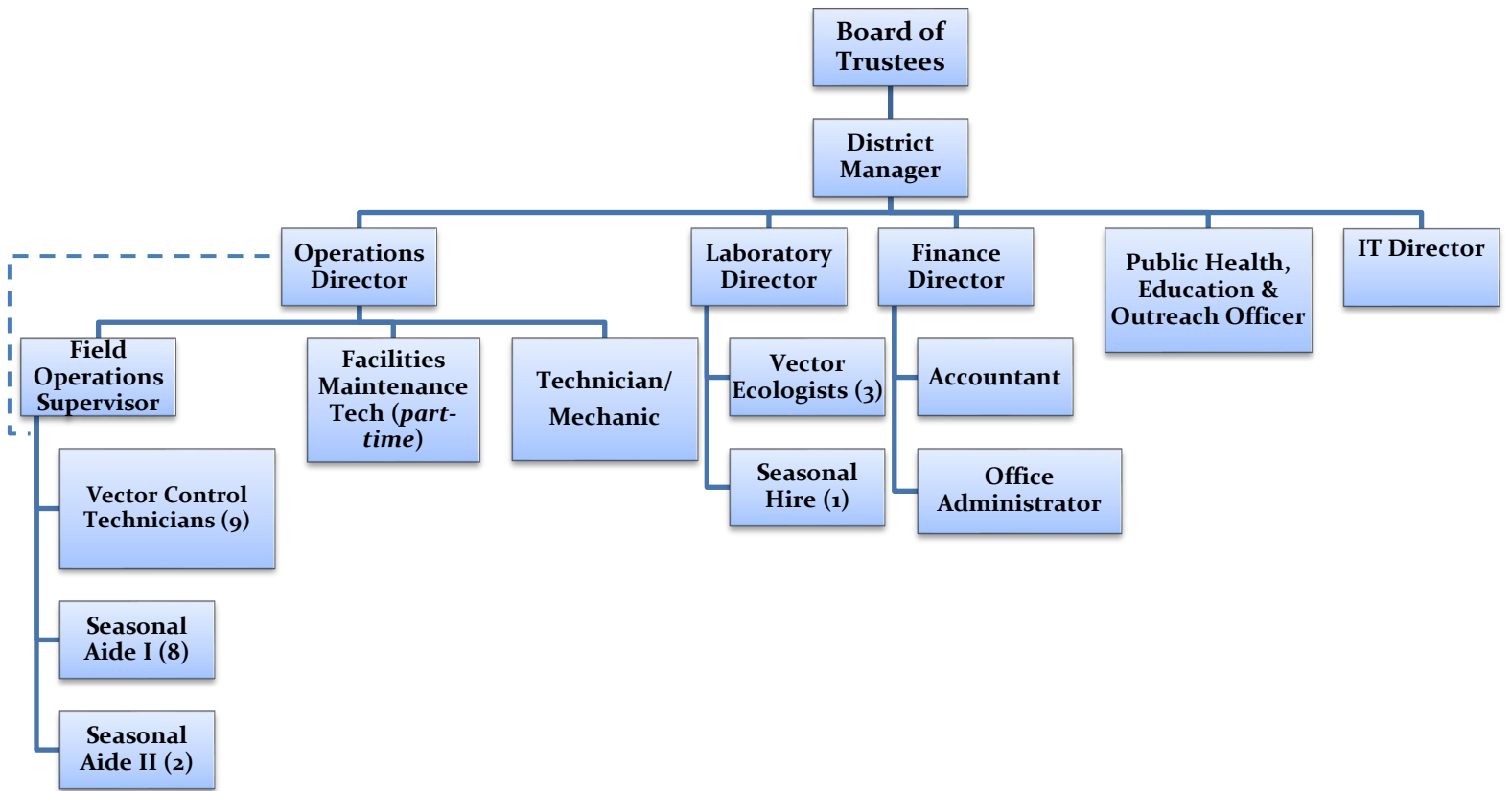
San Mateo County Mosquito & Vector Control District Executive Staff as of June 30, 2022

**District Manager
Finance Director
Laboratory Director
Public Outreach Officer
Information & Technology Director
Operations Director**

**Brian Weber
Richard S. Arrow, CPA
Angie Nakano
Rachel Curtis-Robles
Matthew Nienhuis
Casey Stevenson**

San Mateo County Mosquito and Vector Control District

Organizational Chart 2022





Government Finance Officers Association

Certificate of
Achievement
for Excellence
in Financial
Reporting

Presented to

**San Mateo County
Mosquito & Vector Control District
California**

For its Annual Comprehensive
Financial Report
For the Fiscal Year Ended

June 30, 2021

Christopher P. Morill

Executive Director/CEO



INDEPENDENT AUDITOR'S REPORT

To the Board of Trustees
of the San Mateo County Mosquito and Vector Control District
Burlingame, California

Report on the Audit of the Financial Statements

Opinion

We have audited the accompanying financial statements of the governmental activities and each major fund information of the San Mateo County Mosquito and Vector Control District (District) as of and for the year ended June 30, 2022, and the related notes to the financial statements, which collectively comprise the District's basic financial statements as listed in the table of contents.

In our opinion, the financial statements referred to above present fairly, in all material respects, the respective financial position of the governmental activities and each major fund information of the District as of June 30, 2022, and the respective changes in financial position thereof for the year then ended in accordance with accounting principles generally accepted in the United States of America.

Basis for Opinions

We conducted our audit in accordance with auditing standards generally accepted in the United States of America (GAAS). Our responsibilities under those standards are further described in the Auditor's Responsibilities for the Audit of the Financial Statements section of our report. We are required to be independent of the San Mateo County Mosquito and Vector Control District (District) and to meet our other ethical responsibilities, in accordance with the relevant ethical requirements relating to our audit. We believe that the audit evidence we have obtained is sufficient and appropriate to provide a basis for our audit opinions.

Responsibility Management for the Financial Statements

Management is responsible for the preparation and fair presentation of these financial statements in accordance with accounting principles generally accepted in the United States of America; this includes the design, implementation, and maintenance of internal control relevant to the preparation and fair presentation of financial statements that are free from material misstatement, whether due to fraud or error.

In preparing the financial statements, management is required to evaluate whether there are conditions or events, considered in the aggregate, that raise substantial doubt about the District's ability to continue as a going concern for twelve months beyond the financial statement date, including any currently known information that may raise substantial doubt shortly thereafter.

To the Board of Trustees
of the San Mateo County Mosquito and Vector Control District
Burlingame, California

Page 2

Auditor's Responsibility for the Audit of the Financial Statements

Our objectives are to obtain reasonable assurance about whether the financial statements as a whole are free from material misstatement, whether due to fraud or error, and to issue an auditor's report that includes our opinions. Reasonable assurance is a high level of assurance but is not absolute assurance and therefore is not a guarantee that an audit conducted in accordance with GAAS will always detect a material misstatement when it exists. The risk of not detecting a material misstatement resulting from fraud is higher than for one resulting from error, as fraud may involve collusion, forgery, intentional omissions, misrepresentations, or the override of internal control. Misstatements are considered material if there is a substantial likelihood that, individually or in the aggregate, they would influence the judgment made by a reasonable user based on the financial statements

In performing an audit in accordance with GAAS, we:

- Exercise professional judgment and maintain professional skepticism throughout the audit.
- Identify and assess the risks of material misstatement of the financial statements, whether due to fraud or error, and design and perform audit procedures responsive to those risks. Such procedures include examining, on a test basis, evidence regarding the amounts and disclosures in the financial statements
- Obtain an understanding of internal control relevant to the audit in order to design audit procedures that are appropriate in the circumstances, but not for the purpose of expressing an opinion on the effectiveness of the District's internal control. Accordingly, no such opinion is expressed.
- Evaluate the appropriateness of accounting policies used and the reasonableness of significant accounting estimates made by management, as well as evaluate the overall presentation of the financial statements.
- Conclude whether, in our judgment, there are conditions or events, considered in the aggregate, that raise substantial doubt about the District's ability to continue as a going concern for a reasonable period of time.

We are required to communicate with those charged with governance regarding, among other matters, the planned scope and timing of the audit, significant audit findings, and certain internal control-related matters that we identified during the audit.

To the Board of Trustees
of the San Mateo County Mosquito and Vector Control District
Burlingame, California

Page 3

Required Supplementary Information

Accounting principles generally accepted in the United States of America require that the management's discussion and analysis, budgetary comparison information, defined benefit pension plan schedules, and the defined benefit OPEB plan schedules on pages 3-13 and 57-60 be presented to supplement the basic financial statements. Such information, although not a part of the basic financial statements, is required by the Governmental Accounting Standards Board, who considers it to be an essential part of financial reporting for placing the basic financial statements in an appropriate operational, economic, or historical context. We have applied certain limited procedures to the required supplementary information in accordance with auditing standards generally accepted in the United States of America, which consisted of inquiries of management about the methods of preparing the information and comparing the information for consistency with management's responses to our inquiries, the basic financial statements, and other knowledge we obtained during our audit of the basic financial statements. We do not express an opinion or provide any assurance on the information because the limited procedures do not provide us with sufficient evidence to express an opinion or provide any assurance.

Supplementary Information

Our audit was conducted for the purpose of forming opinions on the financial statements that collectively comprise the District's basic financial statements. The Capital Projects Fund budgetary comparison schedule is presented for purposes of additional analysis and are not a required part of the basic financial statements.

The Capital Projects Fund budgetary comparison schedule is the responsibility of management and was derived from and relate directly to the underlying accounting and other records used to prepare the basic financial statements. Such information has been subjected to the auditing procedures applied in the audit of the basic financial statements and certain additional procedures, including comparing and reconciling such information directly to the underlying accounting and other records used to prepare the basic financial statements or to the basic financial statements themselves, and other additional procedures in accordance with auditing standards generally accepted in the United States of America. In our opinion, the Capital Projects Fund budgetary comparison schedule is fairly stated in all material respects in relation to the basic financial statements as a whole.

To the Board of Trustees
of the San Mateo County Mosquito and Vector Control District
Burlingame, California

Page 4

Other Information

Management is responsible for the other information included in the ACFR. The other information comprises the introductory section and the statistical section but does not include the financial statements and our auditor's report thereon. Our opinions on the financial statements do not cover the other information, and we do not express an opinion or any form of assurance thereon. In connection with our audit of the financial statements, our responsibility is to read the other information and consider whether a material inconsistency exists between the other information and the financial statements, or the other information otherwise appears to be materially misstated. If, based on the work performed, we conclude that an uncorrected material misstatement of the other information exists, we are required to describe it in our report.

Badawi & Associates, CPAs
Berkeley, California
Month XX, 2022

San Mateo County Mosquito and Vector Control District
Management's Discussion and Analysis (Unaudited)
For the Year Ended June 30, 2022

The following Management's Discussion and Analysis (MD&A) provides an introduction to the financial statements of the San Mateo County Mosquito & Vector Control District (District) for the fiscal year ended June 30, 2022. We encourage readers to consider the information presented here in conjunction with the basic financial statements and related notes, which follow this section.

Financial Highlights

- The District's net position of \$15,531,912 was an increase of 9.3%, or \$ 1,316,593 from the prior year.
- Total resources from all sources increased by 38.9 %, or \$ 3,920,911 from the prior year. This was primarily due to the financing of \$3,846,475 associated with real property acquired for District operations. Additionally, there was a significant decrease of \$249,402 in investment earnings derived from the District's investment pool due to required "mark to market" adjustments required by accounting principles promulgated by the Governmental Accounting Standards Board.
- Total expenditures increased \$7,142,968 or (56.6%) from the prior fiscal year primarily due to the acquisition of real property as noted above. The real property acquisition came in portion of external financing and utilization of Real Property Reserves set up for this purpose.
- The outstanding long- term debt of the district (\$3,846,475 includes the above mentioned real estate financing as well as lease agreements.
- District obligations for Other Post Employee Benefits (OPEB) are fully funded by an OPEB Trust established in 2015 (see note 6 of the financial statements).
- In fiscal year 2018-19, the District began accounting for Capital Expenditures in a separate Capital Projects Fund. These expenditures were previously accounted for in the General Fund in fiscal year 2017-18. The District's Long Term Capital Improvement Plan outlines how the District will budget to maintain its equipment and infrastructure.
- In fiscal year 2018-19, the Board established a Pension Rate Stabilization Reserve Fund to pay for potential unfunded liabilities that may arise in the future and cause increases in the District's Required Employer Contribution Rate. Such increases have arisen in the past due to changes in economic market conditions or actuarial assumptions used by the county pension fund.

Using This Financial Report

This annual financial report consists of a series of financial statements. The Government-wide Financial Statements include the Statement of Net Position and the Statement of Activities. These statements provide information about the long term financial status, activities and performance of the District, using accounting methods similar to those used by private sector companies. The Statement of Net Position includes all of the District's investments in resources (assets) and the obligations to creditors (liabilities). It also provides the basis for evaluating the capital structure of the District and assessing the liquidity and financial flexibility of the District. All of the current year's revenue and expenses are accounted for in the Statement of Activities. This statement measures the success of the District's financial operations over the past year and can be used to determine the District's performance and credit worthiness.

San Mateo County Mosquito and Vector Control District
Management's Discussion and Analysis (Unaudited)
For the Year Ended June 30, 2022

Condensed Statement of Net Position				
	June 30, 2022	June 30, 2021	Change	% Change
Assets				
Current Assets	8,940,226	\$ 11,455,173	\$ (2,514,947)	-22.0%
Non Current Assets	811,434	1,251,595	\$ (440,161)	-35.2%
Capital Assets, Net	10,541,971	3,092,637	\$ 7,449,334	240.9%
Total Assets:	20,293,631	\$ 15,799,405	\$ 4,494,226	28.4%
Deferred Outflows of Resources	962,344	\$ 1,064,420	\$ 102,076	-9.6%
Liabilities:				
Current Liabilities	485,196	264,230	\$ 220,966	83.6%
Non Current Liabilities	4,084,240	1,528,779	\$ 2,555,461	167.2%
Total Liabilities:	\$ 4,569,436	\$ 1,793,009	\$ 2,776,427	154.8%
Deferred Inflows of Resources	1,154,627	\$ 855,397	\$ (299,230)	35.0%
Net Position:				
Net Investment In Capital Assets	6,634,958	\$ 2,966,949	\$ 3,668,009	123.6%
Restricted	110,183	125,133	\$ (14,950)	-11.9%
Unrestricted	8,786,771	11,123,237	\$ (2,336,466)	-21.0%
Total Net Position	15,531,912	\$ 14,215,319	\$ 1,316,593	9.3%

Government-wide Financial Statements

Statement of Net Position and Statement of Activities

One of the most important questions asked about the District's finances is, "Is the District better or worse off as a result of this year's financial activities?" The Statement of Net Position and the Statement of Activities report information about the District in a way that helps answer this question. These statements include all assets and liabilities using the *accrual basis of accounting*, which is similar to the accounting used by most private sector companies. All of the current year's revenues and expenses are taken into account, regardless of when the cash is received or paid.

These two statements report the District's *net position* and changes to it. Think of the District's net position, the difference between assets and liabilities, as one way to measure the District's financial health, or financial position over time. Increases or decreases in the District's net position are one indicator of whether its *financial health* is improving or deteriorating. Other non-financial factors need to be considered as well, such as changes in the District's property tax base, to assess the *overall health* of the District. For fiscal year 2021-22, The District's revenues increased and its net position improved.

Governmental Fund Financial Statements

Balance Sheet and Statement of Revenues, Expenditures and Changes in Fund Balance

Governmental fund financial statements are used to account for essentially the same functions reported as *governmental activities* in the government-wide financial statements. However, unlike the government-wide financial statements, governmental fund financial statements focus on *near-term inflows and outflows of spendable resources*, as well as on *balances of spendable resources* available at the end of the fiscal year. Such information may be useful in evaluating a government's near term financing requirements.

Because the focus of governmental fund statements is narrower than that of the government-wide financial statements, it is useful to compare the information presented for *governmental funds* with similar information presented for *governmental activities* in the government-wide financial statements. By doing so, readers may better understand the long-term impact of the government's near term financing decisions. The *Reconciliation of the Governmental Funds*

**San Mateo County Mosquito and Vector Control District
Management's Discussion and Analysis (Unaudited)
For the Year Ended June 30, 2022**

Balance Sheet to the Government-wide Statement of Net Position (page) and the Reconciliation of the Governmental Funds Statement of Revenues, Expenditures, and Changes in Fund Balances to the Government-Wide Statement of Activities (page) facilitate this comparison between the government-wide financial statements and the fund financial statements.

Notes to the Basic Financial Statements

The notes provide additional information that is essential to a full understanding of the data provided in the government-wide and fund financial statements.

Analysis - Government-Wide Financial Statements

As noted earlier, net position may serve, over time, as a useful indicator of a government's long term financial position. In the case of the District, assets and deferred outflows of resources exceeded liabilities and deferred inflows of resources by \$15,531,912 as of June 30, 2022. As a result, the District's Total Net Position improved by \$ 503,105 in FY 21-22.

At the end of fiscal year 2022, the District showed a positive balance in its unrestricted net position of \$8,786,771, a decrease of \$2,336,466 from the prior year. This was due principally from the use of the Real Property Reserve for the acquisition of District real property. Unrestricted net position represents economic resources that may be utilized in future years.

The Condensed Statement of Activities below shows how the District's net position changed during the fiscal year. The increase in Net Position was a result of higher revenues and lower expenses than those in the previous fiscal year.

Condensed Statements Activities				
	June 30, 2022	June 30, 2021	Change	% Change
Program Revenues	2,487,314	\$ 2,385,199	\$ (102,115)	4.3%
Expenses	(4,915,826)	(5,145,392)	\$ (229,566)	-4.5%
Net Program Expense	(2,428,512)	(2,760,193)	\$ 331,681	-12.0%
General Revenues	3,745,105	3,670,042	\$ 75,063	2.0%
Change in Net Position	1,316,593	909,849	\$ (406,744)	44.7%
Net Position - Beginning of Period	14,215,319	\$ 13,305,470	\$ 909,849	6.8%
Prior Period Adjustment	-	\$ -	\$ -	
Net Position - End of Period	\$ 15,531,912	\$ 14,215,319	\$ 503,105	9.3%

Total revenues from all sources increased by 3.2%, or \$ 196,340 from the prior year. The table below shows the sources of Program and General Revenues received in 2021-22. The District's ad valorem property tax increased by 5.0% or \$146,813, while there were negligible changes to the benefit assessment and special control tax. Also accounting for the change included in FY 21-22, there was a significant decrease in investment earnings due to the "mark to market conditions" as required by GASB.

**San Mateo County Mosquito and Vector Control District
Management's Discussion and Analysis (Unaudited)
For the Year Ended June 30, 2022**

Sources of Program and General Revenue				
Program Revenue:	June 30, 2022	June 30, 2021	Change	% Change
Service Abatement Revenue	\$ 276,456	\$ 242,504	\$ 33,952	14.0%
Operating Grants and Contributions				
Special Benefit Assessment	1,631,961	1,655,926	(23,965)	-1.4%
Special Mosquito Control Tax	487,599	486,768	831	0.2%
Total Program Revenues	<u>2,396,016</u>	<u>2,385,198</u>	<u>10,818</u>	<u>0.5%</u>
General Revenue:				
Property Taxes	3,103,640	2,956,827	146,813	5.0%
Other Tax Revenue	854,380	694,190	160,190	23.1%
Investment Earnings	(272,008)	(22,605)	(249,403)	1103.3%
Other Revenues	150,391	41,630	108,761	261.3%
Gain on Disposal Of Assets	-	-	-	NA
Total General Revenues	<u>3,836,403</u>	<u>3,670,042</u>	<u>166,361</u>	<u>4.5%</u>
Total Revenues	\$ 6,232,419	\$ 6,055,240	\$ 177,179	2.9%

Total expenses decreased by 4.5% or (\$229,566) in the current year. This includes operational expenses, depreciation of capital assets, and interest expense for vehicle leases. Including in Operations are all salaries, benefits, services and supplies that are contained in tables included herein. Operations expense decreased by 3.8% due to decreased salary, benefit, and other operational costs. Depreciation Expense decreased significantly by 30.8% due to assets reaching the end of their depreciable life. Interest expense increased primarily due to lease financings completed during this fiscal year.

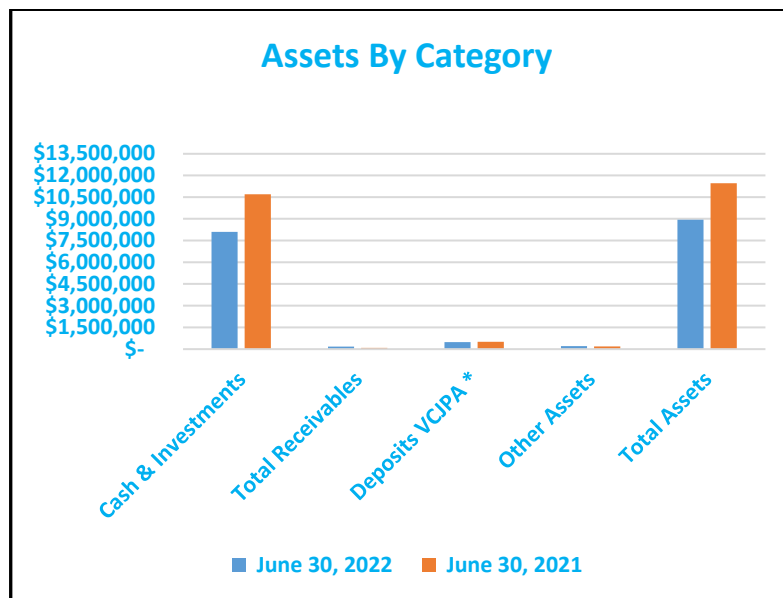
Total Expenses:	June 30, 2022	June 30, 2021	Change	% Change
Operations	\$ 4,764,444	\$ 4,952,958	\$ (188,514)	-3.8%
Depreciation Expense	129,230	186,616	\$ (57,386)	-30.8%
Interest	<u>22,152</u>	<u>5,818</u>	<u>\$ 16,334</u>	<u>280.7%</u>
Total	\$ 4,915,826	\$ 5,145,392	\$ (229,566)	-4.5%

Analysis - Government Fund Financial Statements

The following balance statement and accompanying charts compare the District assets, liabilities, and fund balance as of June 30, 2022 to those of the previous fiscal year. Cash and Investments make up the majority of the District's assets. In FY 20-21, the District's cash and investments were higher than in the previous fiscal year and its near-term liabilities were virtually unchanged.

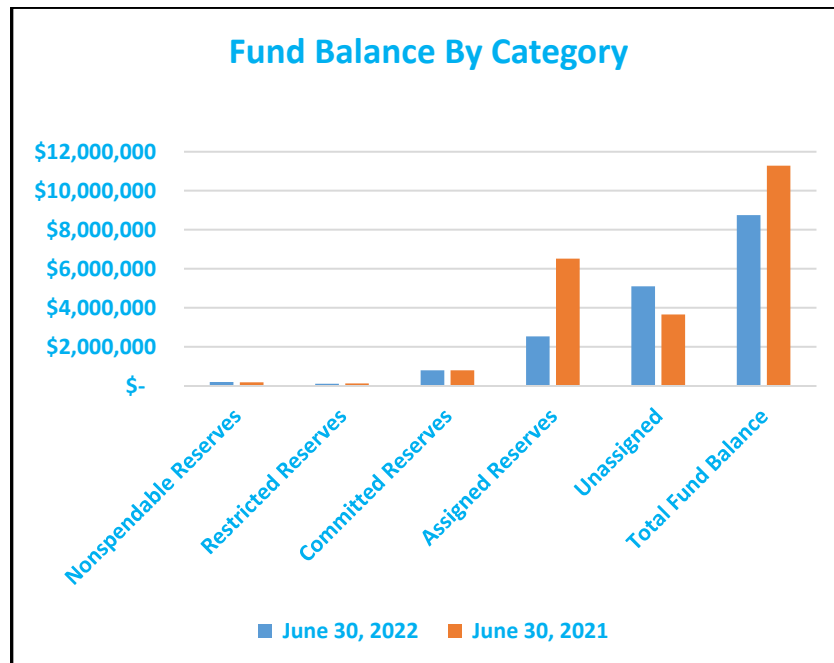
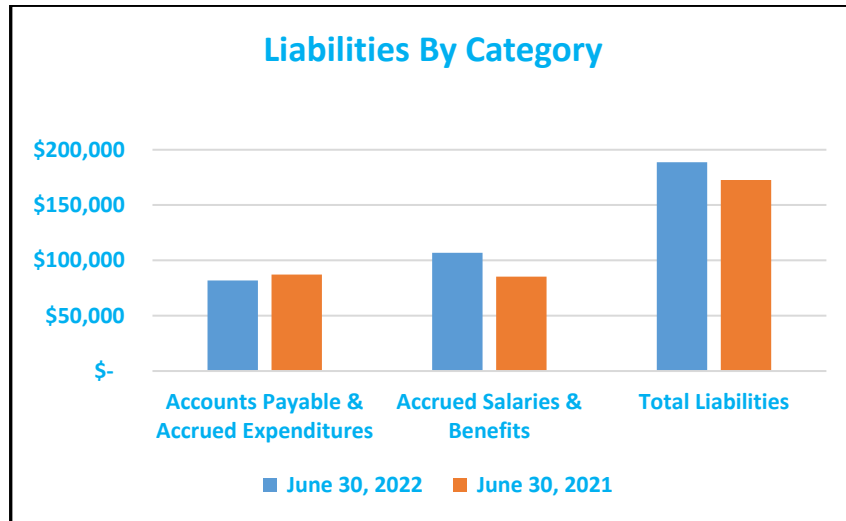
**San Mateo County Mosquito and Vector Control District
Management's Discussion and Analysis (Unaudited)
For the Year Ended June 30, 2022**

Balance Sheet (General Fund)				
	June 30, 2022	June 30, 2021	Change	% Change
Assets				
Cash and Investments	\$ 7,346,459	\$ 9,643,224	\$ (2,296,765)	-23.8%
Accrued Interest Receivable	20,528	24,004	\$ (3,476)	-14.5%
Accounts Receivable	106,602	20,225	\$ 86,377	427.1%
Other Receivables	38,397	32,282	\$ 6,115	18.9%
Materials and Supplies Inventory	176,476	155,369	\$ 21,107	13.6%
Deposits VCJPA	475,622	506,057	\$ (30,435)	-6.0%
Prepaid Items	26,198	24,133	\$ 2,065	8.6%
Total Assets	\$ 8,190,282	\$ 10,405,294	\$ (2,215,012)	-21.3%
Liabilities				
Accounts Payable and and Accrued Expnd.	\$ 81,830	\$ 59,609	\$ 22,221	37.3%
Accrued Salaries and Benefits	106,865	85,306	\$ 21,559	25.3%
Total Liabilities	\$ 188,695	\$ 144,915	\$ 43,780	30.2%
Fund Balance				
Reserves:				
Nonspendable	\$ 202,674	\$ 179,502	\$ 23,172	12.9%
Restricted	110,183	125,133	\$ (14,950)	-11.9%
Committed	800,000	800,000	\$ -	0.0%
Assigned	2,784,670	5,500,000	\$ (2,715,330)	-49.4%
Unassigned	4,104,060	3,655,744	\$ 448,316	12.3%
Total Fund Balance	8,001,587	\$ 10,260,379	\$ (2,258,792)	-22.0%
Total Liabilities and Fund Balance	\$ 8,190,282	\$ 10,405,294	\$ (2,215,012)	-21.3%



**San Mateo County Mosquito and Vector Control District
Management's Discussion and Analysis (Unaudited)
For the Year Ended June 30, 2022**

* Deposits with the VCJPA represent funds on deposit with the District's self-insurance group, the Vector Control Joint Powers Agency (VCJPA). The District keeps a balance in two contingency accounts to cover two years worth of insurance premiums, deductibles, and retained limits for all categories of insurance. These funds may be used for insurance or other purposes as determined by the Board of Trustees.



San Mateo County Mosquito and Vector Control District
Management's Discussion and Analysis (Unaudited)
For the Year Ended June 30, 2022

CHANGES IN FUND BALANCES OF GOVERNMENTAL FUNDS				
	FY Ending 2022	FY Ending 2021	Over/ Under	% Change
Beginning Fund Balance	\$ 11,282,648	\$ 10,591,708	\$ 690,940	
Revenues:				
Service Abatement Revenue	\$ 276,456	\$ 242,504	\$ 33,952	14.0%
Special Benefit Assessment	\$ 1,631,961	\$ 1,655,926	\$ (23,965)	-1.4%
Special Mosquito Control Tax	\$ 487,599	\$ 486,768	\$ 831	0.2%
Property Taxes	\$ 3,103,640	\$ 2,956,827	\$ 146,813	5.0%
Other Tax Revenue	\$ 854,380	\$ 694,190	\$ 160,190	23.1%
Investment Earnings	\$ (272,008)	\$ (22,605)	\$ (249,403)	1103.3%
Other Revenue	\$ 150,391	\$ 41,630	\$ 108,761	261.3%
Proceeds From Sale of Property		\$ -	\$ -	-
Capital Lease Financing	\$ 3,846,475	\$ 102,743	\$ 3,743,732	3643.8%
Total Revenue	\$ 10,078,894	\$ 6,157,983	\$ 3,920,911	38.9%
Expenditures				
Salaries and Benefits	\$ 3,452,317	\$ 3,477,118	\$ (24,801)	-0.7%
Materials and Services	\$ 1,332,066	\$ 1,238,260	\$ 93,806	7.6%
Debt Service	\$ 45,153	\$ 51,290	\$ (6,137)	-12.0%
Capital Outlay	\$ 7,780,475	\$ 700,375	\$ 7,080,100	
Total Expenditures	\$ 12,610,011	\$ 5,467,043	\$ 7,142,968	56.6%
Net Change in Fund Balance	\$ (2,531,117)	\$ 690,940	\$ (3,222,057)	
Ending Fund Balance	\$ 8,751,531	\$ 11,282,648	\$ (2,531,117)	

District Reserves

As of June 30, 2022, the District reported a total fund balance of \$ 8,751,531. An amount of \$4,104,060 constitutes the District's *unassigned fund balance*, which is necessary to provide working capital from the beginning of the next fiscal year in July, until the receipt of property tax funds in December. This represents 60% of the FY 2021-22 budgeted operational expenditures.

The Board of Trustees allocated a portion of the District's Fund Balance to various Reserve Funds. Generally Accepted Accounting Principles defines the categories of reserves as follows:

- Restricted – Reserves that are legally restricted as to their use. These include funds reserved for Pension Rate Stabilization to be used if there are unexpected increases of retirement expenditures.
- Non-spendable – Reserves that are not available for expenditure. This includes resources such as inventory or other prepaid expenditures.
- Committed – Reserves that are committed for specific purposes by action of the District's governing board.

**San Mateo County Mosquito and Vector Control District
Management's Discussion and Analysis (Unaudited)
For the Year Ended June 30, 2022**

Expenditure of these funds requires formal action by the governing board.

- Assigned – Reserves that are assigned for a specific purposes by the governing board
- Unassigned. – All other fund balances that are not designated to the above categories. This includes amounts available for working capital.

The following table shows the Board-approved reserve balances in FY 2022 as compared to FY 2021:

Reserves	Category	June 30, 2022	June 30, 2021
Nonspendable	Nonspendable	\$ 202,674	\$ 179,502
Pension Rate Stabilization	Restricted	\$ 110,183	\$ 125,133
Public Health Emergency	Committed	\$ 800,000	\$ 800,000
Natural Disaster Emergency	Assigned	\$ 650,000	\$ 650,000
Real Property Reserve	Assigned	\$ 1,134,670	\$ 4,850,000
Debt Service Replacement Reserve	Assigned	\$ 1,000,000	\$ -
Cap. Asset & Equip. Replacement	Assigned	\$ 749,944	\$ 1,022,269
Unassigned	Unassigned	\$ 4,104,060	\$ 3,655,744
Total		\$ 8,751,531	\$ 11,282,648

Changes in Designated Reserve levels for FY 2021-22 were as follows:

- Non-spendable reserves increased principally by the amount of pesticide inventory on June 30, 2022 and increases to prepaid expenditures.
- A Real Property Acquisition Reserve was created prior to FY 21-22. A Real Estate Needs Assessment was completed in the spring of 2019. This assessment identified an urgent need for additional secured vehicle and equipment storage and office space. As indicated above, the District purchased real property for the operational use. Part of the financing was to utilize \$3,715,330 of the reserve balance in addition to new financing undertaken by the District to consummate the transaction.
- Unassigned is the mathematical difference between all other categories and total fund balance.

Comparison of Actual Revenues and Expenditures Current and Prior Year – General Fund

As indicated on the chart below, actual revenues and expenditures comparisons between FYE 6-30-2022 and FY 6/30/21 were relatively stable with additional explanation as follows:

- Service Abatement Revenue increased by \$33,952 or 14.0% due to the collection of previously uncollectible accounts.
- Property Tax Revenue increased by \$146,813 or 5% due to which result of a 2% rate increase on all classes of property, as well as an average increase of 3% in the taxable property values, driven by increased local real estate market values.
- Other Tax Revenue increased by \$160,190 or 23.1% due to the receipt of excess Education Revenue Augmentation Funds from the County of San Mateo as a result of the County’s property tax allocation process.

San Mateo County Mosquito and Vector Control District
Management's Discussion and Analysis (Unaudited)
For the Year Ended June 30, 2022

- Other Revenue increased by \$108,761 or 261.3% principally due to the receipt of a “one-time” grant award from the State of California associated with a Department of Finance COVID-19 reimbursement claim.
- There was a sharp decrease in investment earnings of (\$231,331) or 1075.2% due to the application of current “mark to market” calculations as required by the Government Accounting Standards Board.
- There was a slight reduction of Salary and Wage Expense \$54,773 or 2.0% due to position vacancies in the current fiscal year.

Comparison of Actual Revenues and Expenditures (Year to Year)				
GENERAL FUND:	FY 21-22	FY 20-21	Variance	% Change
<u>Revenues:</u>				
Service Abatement Revenue	\$ 276,456	\$ 242,504	\$ 33,952	14.0%
Special Benefit Assessment	\$ 1,631,961	1,655,926	\$ (23,965)	-1.4%
Special Mosquito Control Tax	\$ 487,599	486,768	\$ 831	0.2%
Property Taxes	\$ 3,103,640	2,956,827	\$ 146,813	5.0%
Other Tax Revenues	\$ 854,380	694,190	\$ 160,190	23.1%
Investment Earnings	\$ (252,847)	(21,516)	\$ (231,331)	1075.2%
Other Revenue	\$ 150,391	41,630	\$ 108,761	261.3%
Total Revenues	<u>\$ 6,251,580</u>	<u>\$ 6,056,329</u>	<u>\$ 195,251</u>	<u>3.2%</u>
<u>Expenditures:</u>				
Salaries & Wages	\$ 2,617,765	2,672,538	\$ (54,773)	-2.0%
Employee Benefits	\$ 834,552	804,580	\$ 29,972	3.7%
Materials & Services	\$ 1,331,621	1,237,814	\$ 93,807	7.6%
Capital Outlay	\$ 12,596	9,453	\$ 3,143	33.2%
Total Expenditures	<u>\$ 4,796,534</u>	<u>\$ 4,724,385</u>	<u>\$ 69,006</u>	<u>1.5%</u>

Capital Asset Administration

Changes in Capital Assets at the end of fiscal year 2021-22 are as follows:

Capital Assets:	June 30, 2022	June 30, 2021	Change	% Change
Non -Depreciable Assets	\$ 3,854,525	\$ 439,482	\$ 3,415,043	777.1%
Depreciable Assets	10,243,933	6,080,312	4,163,621.00	68.5%
Accumulated Depreciation	<u>(3,556,487)</u>	<u>(3,427,257)</u>	<u>(129,230.00)</u>	<u>3.8%</u>
Total Capital Assets, Net	<u>\$ 10,541,971</u>	<u>\$ 3,092,537</u>	<u>\$ 7,449,434</u>	<u>240.9%</u>

At the end of fiscal year 2021-22, the District's investment in capital assets amounted to \$ 10,541,971 (net of accumulated depreciation). This investment in capital assets includes land, structures, improvements, furniture, equipment, and vehicles.

San Mateo County Mosquito and Vector Control District
Management's Discussion and Analysis (Unaudited)
For the Year Ended June 30, 2022

See note 3 of the District's financial statements for further information on the District's capital assets. Also, the below table shows a comparison of actual and budgeted capital expenditures for FY 2021.

Debt Administration	June 30, 2022	June 30, 2021	Change	% Change
Leases	\$ 82,013	\$ 125,588	\$ (43,575)	-34.7%
CN Financing	3,825,000	-	\$ 3,825,000	na
Total Long Term Debt:	3,907,013	125,588	3,781,425	na

The District's Long-Term Debt consists of leases related to vehicles and the financing of District real property completed this year. Details are described in the above narrative. See further detail in note 5 of the District's financial statements. Additionally, the District's Other Post Employment Benefit obligations are completely funded on June 30, 2022, by an OPEB trust.

Conditions Affecting Current Financial Position

Management is unaware of any conditions that could have a significant impact on the District's current or long term financial position or any other factors that would have a significant impact on the ability of the District in fulfilling its mission.

Requests for Information

The District's basic financial statements is designed to present users with a general overview of the District's finances and to demonstrate the District's accountability. If you have any questions about the report or need additional information, please contact the District Manager at the San Mateo County Mosquito and Vector Control District, 1351 Rollins Road, Burlingame, California 94010 or (650) 344-8592.

BASIC FINANCIAL STATEMENTS

This page intentionally left blank.

GOVERNMENT-WIDE FINANCIAL STATEMENTS

This page intentionally left blank.

San Mateo County Mosquito and Vector Control District
Statement of Net Position
June 30, 2022

ASSETS

Current assets:

Cash and investments	\$ 7,983,955
Restricted cash and investments	110,183
Accrued interest receivable	22,793
Accounts receivable	106,602
Accounts receivable-other	38,397
Materials and supplies inventory	176,476
Deposits with Vector Control Joint Powers Agency (VCJPA)	475,622
Prepaid items	26,198
Total current assets	8,940,226

Noncurrent assets:

Net OPEB asset	811,434
Capital assets - not being depreciated	3,854,525
Capital assets - being depreciated, net	6,687,446
Total capital assets	10,541,971
Total noncurrent assets	11,353,405
Total assets	20,293,631

DEFERRED OUTFLOWS OF RESOURCES

Deferred outflows of resources - OPEB	305,037
Deferred outflows of resources - pension	657,307
Total deferred outflows of resources	962,344

LIABILITIES

Current liabilities

Accounts payable and accrued expenses	81,830
Accrued salaries and benefits	106,865
Long-term liabilities - due in one year:	
Compensated absences	65,339
Long-term debt	231,162
Total current liabilities	485,196

Noncurrent liabilities

Long-term liabilities - due in more than one year:	
Compensated absences	278,549
Long-term debt	3,675,851
Net pension liability	129,840
Total non-current liabilities	4,084,240
Total liabilities	4,569,436

DEFERRED INFLOWS OF RESOURCES

Deferred inflows of resources - OPEB	152,253
Deferred inflows of resources - pension	1,002,374
Total deferred inflows of resources	1,154,627

NET POSITION

Net investment in capital assets	6,634,958
Restricted for pension contributions	110,183
Unrestricted	8,786,771
Net position	\$ 15,531,912

San Mateo County Mosquito and Vector Control District
Statement of Activities
For the year ended June 30, 2022

	Expenses	Program Revenues		Total	Net (Expense)
		Charges for Services	Operating Grants and Contributions		Revenue and Changes in Net Position
					Governmental Activities
Governmental activities					
Mosquito and vector control	\$ 4,915,826	\$ 276,456	\$ 2,210,858	\$ 2,487,314	\$ (2,428,512)
Total governmental activities	<u>\$ 4,915,826</u>	<u>\$ 276,456</u>	<u>\$ 2,210,858</u>	<u>\$ 2,487,314</u>	<u>(2,428,512)</u>

General Revenues:

Taxes	3,958,021
Investment earnings	(272,008)
Other revenues	59,092
Total general revenues	<u>3,745,105</u>
Change in net position	1,316,593
Net position - beginning of year	<u>14,215,319</u>
Net position - end of year	<u>\$ 15,531,912</u>

FUND FINANCIAL STATEMENTS

This page intentionally left blank.

GOVERNMENTAL FUND FINANCIAL STATEMENTS

General Fund accounts for all financial resources except those to be accounted for in another fund. It is the general operating fund of the District.

Capital Projects Fund accounts for financial resources that have been restricted, committed, or assigned for equipment acquisition.

San Mateo County Mosquito and Vector Control District
Balance Sheet - Governmental Funds
June 30, 2022

	General Fund	Capital Project Fund	Total
ASSETS			
Cash and investments	\$ 7,236,276	\$ 747,679	\$ 7,983,955
Restricted cash and investments	110,183	-	110,183
Accrued interest receivable	20,528	2,265	22,793
Accounts receivable	106,602	-	106,602
Accounts receivable-other	38,397	-	38,397
Materials and supplies inventory	176,476	-	176,476
Deposits with Vector Control Joint Powers Agency (VCJPA)	475,622	-	475,622
Prepaid items	26,198	-	26,198
Total assets	\$ 8,190,282	\$ 749,944	\$ 8,940,226
LIABILITIES			
Accounts payable and accrued expenditures	\$ 81,830	\$ -	\$ 81,830
Accrued salaries and benefits	106,865	-	106,865
Total liabilities	188,695	-	188,695
FUND BALANCES			
Nonspendable	202,674	-	202,674
Restricted	110,183	-	110,183
Committed	800,000	-	800,000
Assigned	2,784,670	749,944	3,534,614
Unassigned	4,104,060	-	4,104,060
Total fund balances	8,001,587	749,944	8,751,531
Total liabilities and fund balances	\$ 8,190,282	\$ 749,944	\$ 8,940,226

San Mateo County Mosquito and Vector Control District
Reconciliation of the Balance Sheet of Governmental Funds to the Statement of Net Position
June 30, 2022

Fund Balances of Governmental Funds	\$ 8,751,531
Amounts reported for governmental activities in the Statement of Net Position are different	
Deferred outflows of resources related to pensions and OPEB used in governmental activities are not current financial resources and, therefore, are not reported in the governmental funds balance sheet. However, the statement of net position includes those deferred outflows of resources.	962,344
Deferred inflows of resources related to pensions and OPEB used in governmental activities are not current financial resources and, therefore, are not reported in the governmental funds balance sheet. However, the statement of net position includes those deferred inflows of resources.	(1,154,627)
Capital assets used in governmental activities are not current financial resources and, therefore, are not reported in the governmental funds balance sheet. However, the statement of net position includes those assets as capital assets.	10,541,971
Long-term liabilities applicable to the District are not due and payable in the current period and therefore are not reported in the governmental funds.	
Capital lease payable - due within one year	(231,162)
Compensated absences - due within one year	(65,339)
Capital lease payable - due in more than one year	(3,675,851)
Compensated absences - due in more than one year	(278,549)
Net pension liability	(129,840)
Net OPEB Asset	811,434
Net Position of Governmental Activities	\$ 15,531,912

San Mateo County Mosquito and Vector Control District
Statement of Revenues, Expenditures and Changes in Fund Balances
For the year ended June 30, 2022

	General Fund	Capital Project Fund	Total
REVENUES:			
Service abatement revenue	\$ 276,456	\$ -	\$ 276,456
Special benefit assessment	1,631,961	-	1,631,961
Special mosquito control tax	487,599	-	487,599
Property taxes	3,103,640	-	3,103,640
Other tax revenues	854,380	-	854,380
Investment earnings	(252,847)	(19,161)	(272,008)
Other revenues	150,391	-	150,391
Total revenues	6,251,580	(19,161)	6,232,419
EXPENDITURES:			
Mosquito and vector control			
Salaries and wages	\$ 2,617,765	\$ -	\$ 2,617,765
Employee benefits	834,552	-	834,552
Materials and services	1,331,621	445	1,332,066
Capital outlay	12,596	7,767,879	7,780,475
Debt service:			
Principal	-	23,001	23,001
Interest and fiscal charges	-	22,152	22,152
Total expenditures	4,796,534	7,813,477	12,610,011
REVENUES OVER (UNDER) EXPENDITURES	1,455,046	(7,832,638)	(6,377,592)
OTHER FINANCING SOURCES			
Proceeds from issuance of debt	3,825,000		3,825,000
Lease financing	-	21,475	21,475
Transfer in	-	7,538,838	7,538,838
Transfer out	(7,538,838)	-	(7,538,838)
Total other financing sources	(3,713,838)	7,560,313	3,846,475
Net change in fund balances	(2,258,792)	(272,325)	(2,531,117)
FUND BALANCES:			
Beginning of year	10,260,379	1,022,269	11,282,648
End of year	\$ 8,001,587	\$ 749,944	\$ 8,751,531

San Mateo County Mosquito and Vector Control District
Reconciliation of the Statement of Revenues, Expenditures and Changes in Fund
Balances of Governmental Funds to the Statement of Activities
For the year ended June 30,2022

Net Change in Fund Balances - Total Governmental Funds \$ (2,531,117)

Amounts reported for governmental activities in the Statement of Activities are different because:

Governmental funds report capital outlay as expenditures. In the statement of activities, however, the cost of those assets is allocated over their estimated useful lives as depreciation expense. This is the amount by which capital outlays exceeded depreciation in the current period.

Capital outlay	7,677,938
Depreciation/amortization expense	(206,595)
Disposal of capital assets	(21,909)

Debt proceeds are reported as financing sources in governmental funds and thus contribute to the change in fund balance. In the statement of net position, however, issuing debt increases long-term liabilities and not affect the statement of activities. Similarly, repayment of principal is an expenditure in the governmental funds, but reduces the liability in the statement of net position

Lease financing	(21,475)
Issuance of debt	(3,825,000)
Repayments of debt and lease principal	23,001
Lease write-off	42,049

Current year employer pension contributions are recorded as expenditures in the governmental funds, however these amounts are reported a deferred outflow of resources on the Government-Wide Statement of Net Position.

283,877

Pension expense (income) is recorded as incurred in the Government-Wide Statement of Activities, however pension expense is not recognized in the governmental funds.

(5,239)

OPEB (expense) income is recorded as incurred in the Government-Wide Statement of Activities, however OPEB expense is not recognized in the governmental funds.

(42,950)

Some expenses reported in the statement of activities do not require the use of current financial resources and, therefore, are not reported as expenditures in governmental funds.

Change in compensated absences	(55,987)
--------------------------------	----------

Change in Net Position of Governmental Activities \$ 1,316,593

This page intentionally left blank.

NOTES TO BASIC FINANCIAL STATEMENT

This page intentionally left blank.

San Mateo County Mosquito and Vector Control District
Notes to Basic Financial Statements
For the year ended June 30, 2022

1. REPORTING ENTITY AND SUMMARY OF SIGNIFICANT ACCOUNTING POLICIES

A. *Organization and Operations of the Reporting Entity*

The San Mateo Mosquito and Vector Control District (District) is a special district established in 1916 empowered to take all necessary and proper steps for the control of mosquitos and other vectors within the District.

In the fiscal year ended June 30, 2004, the District expanded their services to the cities of San Bruno, South San Francisco, Daly City, Colma, Brisbane, Pacifica and Half Moon Bay, which encompass the North and West County District (NWCD). The revenue related to servicing the NWCD is accounted for as a special assessment charge placed on the property parcels within that service area.

In the fiscal year ended June 30, 2008, the San Mateo County Board of Supervisors passed a resolution to transfer specific vector control operations and responsibilities to the San Mateo County Mosquito Abatement District. As a result, the District changed its name to the San Mateo County Mosquito and Vector Control District. The District is governed by a twenty-one member Board of Trustees that are appointed by each of the incorporated cities and the unincorporated San Mateo County areas within the District's service area.

B. *Basis of Accounting and Measurement Focus*

The District's financial statements are prepared in conformity with U.S. GAAP. The Governmental Accounting Standards Board (GASB) is the acknowledged standard setting body for establishing accounting and financial reporting standards followed by governmental entities in the United States.

Government-Wide Financial Statements

The government-wide financial statements (i.e., the statement of net position and the statement of activities) report information on all the activities of the primary government. The effect of inter-fund activity has been removed from these statements and eliminations have been made to minimize the double counting of internal activities.

The statement of activities demonstrates the degree to which the direct expenses of a given function or segment is offset by program revenues. Direct expenses are those that are clearly identifiable with a specific function or segment. Program revenues include 1) charges to customers or applicants who purchase, use, or directly benefit from goods, services, or privileges provided by a given function or segment and 2) grants and contributions that are restricted to meeting the operational or capital requirements of a particular function or segment. Taxes and other items not properly included among program revenues are reported instead as general revenues.

In accordance with U.S. GAAP the Statement of Net Position reports separate sections for Deferred Outflows of Resources, and Deferred Inflows of Resources, when applicable.

Deferred Outflows of Resources represent outflows of resources (consumption of net position) that apply to future periods and that, therefore, will not be recognized as an expense until that time.

Deferred Inflows of Resources represent inflows of resources (acquisition of net position) that apply to future periods and that, therefore, are not recognized as a revenue until that time.

San Mateo County Mosquito and Vector Control District
Notes to Basic Financial Statements
For the year ended June 30, 2022

1. REPORTING ENTITY AND SUMMARY OF SIGNIFICANT ACCOUNTING POLICIES, Continued

B. Basis of Accounting and Measurement Focus, Continued

The government-wide financial statements are reported using the “*economic resources*” measurement focus and the accrual basis of accounting. Revenues are recorded when earned and expenses are recorded when the liability is incurred, regardless of the timing of the related cash flows. Property taxes are recognized as revenues in the year for which they are levied. Grants and similar items are recognized as revenue as soon as all eligibility requirements imposed by the provider have been met.

Fund Financial Statements

Governmental fund financial statements are reported using the “*current financial resources*” measurement focus and the modified accrual basis of accounting. Under this method, revenues are recognized when measurable and available. Revenues are considered to be available when they are collectible within the current period or soon enough thereafter to pay liabilities of the current period. For this purpose, the government considers tax revenues to be available if they are collected within 60 days of the end of the current fiscal year and other revenues when collected within one year of the end of the current fiscal year. Expenditures generally are recorded when a liability is incurred. However, debt service expenditures, as well as expenditures related to compensated absences are recorded only when payment is due.

The primary revenue sources susceptible to accrual are property taxes, charges for services, and interest associated with the current fiscal period and so have been recognized as revenues of the current fiscal period. All other revenue items are considered to be measurable and available only when cash is received by the government.

The District reports the following major funds:

Governmental Funds:

General Fund – is a government’s primary operating fund. It accounts for all financial resources of the District, except those required to be accounted for in another fund when necessary.

Capital Project Fund – is used to account for financial resources that have been restricted, committed, or assigned for capital projects and equipment acquisition.

C. Use of Estimates

The preparation of financial statements in conformity with U.S. GAAP requires management to make estimates and assumptions that affect the reported amounts of assets and liabilities and disclosures of contingent assets and liabilities at the date of the financial statements and the reported changes in District net position during the reporting period. Actual results could differ from those estimates.

D. Investments

Changes in fair value that occur during a fiscal year are recognized as unrealized gains or losses and reported for that fiscal year. Investment income comprises interest earnings, changes in fair value, and any gains or losses realized upon the liquidation or sale of investments.

San Mateo County Mosquito and Vector Control District
Notes to Basic Financial Statements
For the year ended June 30, 2022

1. REPORTING ENTITY AND SUMMARY OF SIGNIFICANT ACCOUNTING POLICIES, Continued

E. Materials and Supplies Inventory

Inventories consist of expendable supplies and are valued at cost using a first-in first-out basis.

F. Prepaid Items

Certain payments to vendors reflect costs or deposits applicable to future accounting periods and are recorded as prepaid items in both the government-wide and fund financial statements. Prepayments are amortized and recognized as expenditures in the period consumed using the consumption method.

G. Capital Assets

Capital assets are recorded in the government-wide financial statements. Included in capital assets are equipment used at the District. District policy has set the capitalization threshold for reporting capital assets at \$5,000. Donated assets are recorded at estimated acquisition cost at the date of donation. Capital outlay is recorded as expenditures of the General Fund and as assets in the government-wide financial statements to the extent the District’s capitalization threshold is met. Depreciation is recorded on a straight-line basis over the estimated useful lives of the assets as follows:

Asset Class	Useful Lives
Structures and improvements	7-50 years
Furniture and equipment	5-20 years
Vehicles	5-15 years

H. Compensated Absences

The District’s policy is to permit full time employees to accumulate earned vacation time and sick leave. Earned vacation time shall be earned by each employee subject to the accrual limitations defined by District policies. Such unused compensation is calculated at the employees’ then prevalent hourly rate at the time of retirement or termination. Whereas vacation time is compensated at 100% of accumulated hours. Sick leave is accrued and compensated only at retirement based on the years of employment up to a maximum of \$7,500.

I. Pension Plan

For purposes of measuring the net pension liability, deferred outflows of resources and deferred inflows of resources related to pensions, and pension expense, information about the fiduciary net position of the plans and additions to/ deductions from the plans’ fiduciary net position have been determined on the same basis as they are reported by the plans. For this purpose, benefit payments (including refunds of employee contributions) are recognized when due and payable in accordance with benefit terms. Investments are reported at fair value. The following timeframes are used for pension reporting:

San Mateo County Employees’ Retirement Association (SamCERA)

Valuation Date	June 30, 2021
Measurement Date	June 30, 2021
Measurement Period	July 1, 2020 to June 30, 2021

San Mateo County Mosquito and Vector Control District
Notes to Basic Financial Statements
For the year ended June 30, 2022

1. REPORTING ENTITY AND SUMMARY OF SIGNIFICANT ACCOUNTING POLICIES, Continued

I. Pension Plan, Continued

Gains and losses related to changes in total pension liability and fiduciary net position are recognized in pension expense systematically over time. The first amortized amounts are recognized in pension expense for the year the gain or loss occurs. The remaining amounts are categorized as deferred outflows and deferred inflows of resources related to pensions and are to be recognized in future pension expense. The amortization period differs depending on the source of the gain or loss. The difference between projected and actual earnings is amortized straight-line over 5 years. All other amounts are amortized straight-line over the average expected remaining service lives of all members that are provided with benefits (active, inactive, and retired) as of the beginning of the measurement period, which is 5 years for SamCERA.

J. Other Postemployment Benefits (OPEB)

For purposes of measuring the net OPEB liability, deferred outflows of resources and deferred inflows of resources related to OPEB, and OPEB expense, information about the fiduciary net position of the Authority’s plan (OPEB Plan) and additions to/ deductions from the OPEB Plan’s fiduciary net position have been determined on the same basis. For this purpose, benefit payments are recognized when currently due and payable in accordance with the benefit terms. Investments are reported at fair value. Generally accepted accounting principles require that the reported results must pertain to liability and asset information within certain defined timeframes. For this report, the following timeframes are used:

Valuation Date	June 30, 2020
Measurement Date	June 30, 2022
Measurement Period	June 30, 2021 to June 30, 2022

K. Property Taxes

The San Mateo County Assessor’s Office assesses all real and personal property within the County each year. The San Mateo County Tax Collector’s Office bills and collects the District’s share of property taxes and assessments. The San Mateo County Auditor-Controller’s Office remits current property tax collections to the District throughout the year. Property tax in California is levied in accordance with Article 13A of the State Constitution at no more than one percent (1%) of countywide assessed valuations.

Property taxes receivable at year-end are related to property taxes collected by San Mateo County, which have not been credited to the District's cash balance as of June 30. The property tax calendar is as follows:

Lien date	March 1
Levy date	July 1
Due dates	November 1 and March 1
Collection dates	December 10 and April 10

Property taxes levied are recorded as revenue when received, in the fiscal year of levy, because of the adoption of the alternate method of property tax distribution known as the Teeter Plan, by the District and San Mateo County. The Teeter Plan authorizes the County Auditor-Controller to allocate 100% of the secured property tax billed but not yet received or paid to the District. San Mateo County remits tax proceeds to the District in three installments during the fiscal year as follows: 50% remitted on December 15, 40% remitted on April 15 and 10% on June 30.

San Mateo County Mosquito and Vector Control District
Notes to Basic Financial Statements
For the year ended June 30, 2022

1. REPORTING ENTITY AND SUMMARY OF SIGNIFICANT ACCOUNTING POLICIES, Continued

L. *Special Assessment Revenue*

Special assessments determined by the District are included on property tax bills of San Mateo County. Special assessments are recorded as revenue when received, in the fiscal year of receipt, because of the adoption of the alternate method of property tax distribution known as the Teeter Plan, by the District and San Mateo County. San Mateo County remits the special assessments to the District on the same schedule as property taxes.

M. *Net position*

Net position is categorized as follows:

Net Investment in Capital Assets - this component of net position consists of capital assets, net of accumulated depreciation and reduced by any outstanding debt outstanding against the acquisition, construction or improvement of those assets.

Restricted - this component of net position consists of constraints placed on net position use through external constraints imposed by creditors, grantors, contributors, or laws or regulations of other governments or constraints imposed by law through constitutional provisions or enabling legislation.

Unrestricted - this component of net position consists of net amount of assets that are not included in the determination of restricted or net investment in capital assets.

N. *Fund Balance*

The financial statements, governmental funds report fund balance as nonspendable, restricted, committed, assigned or unassigned based primarily on the extent to which the District is bound to honor constraints on how specific amounts can be spent.

Nonspendable - amounts that cannot be spent because they are either (a) not spendable in form or (b) legally or contractually required to be maintained intact.

Restricted - amounts with constraints placed on their use that are either (a) externally imposed by creditors, grantors, contributors, or laws or regulations of other governments; or (b) imposed by law through constitutional provisions enabling legislation.

Committed - amounts that can only be used for specific purposes determined by formal action of the District's highest level of decision-making authority (the Board of Trustees) and that remain binding unless removed in the same manner. The underlying action that imposed the limitation needs to occur no later than the close of the reporting period.

Assigned - amounts that are constrained by the District's intent to be used for specific purposes. The intent can be established at either the highest level of decision-making, or by a body or an official designated for that purpose.

Unassigned - the residual classification for the District's general fund that includes amounts not contained in the other classifications.

San Mateo County Mosquito and Vector Control District
Notes to Basic Financial Statements
For the year ended June 30, 2022

1. REPORTING ENTITY AND SUMMARY OF SIGNIFICANT ACCOUNTING POLICIES, Continued

N. Fund Balance, Continued

The Board of Trustees establishes, modifies or rescinds fund balance commitments and assignments by passage of a resolution. This is done through adoption of the budget and subsequent budget amendments that occur throughout the year.

When both restricted and unrestricted resources are available for use, it is the District's policy to use restricted resources first, followed by the unrestricted, committed, assigned and unassigned resources as they are needed.

The District believes that sound financial management principles require that sufficient funds be retained by the District to provide a stable financial base at all times. To retain this stable financial base, the District needs to maintain an unrestricted fund balance in its funds sufficient to fund cash flows of the District and to provide financial reserves for unanticipated expenditures and/or revenue shortfalls of an emergency nature. Committed, assigned and unassigned fund balances are considered unrestricted.

The purpose of the District's fund balance policy is to maintain a prudent level of financial resources to protect against reducing service levels or raising taxes and fees because of temporary revenue shortfalls or unpredicted one-time expenditures.

O. New Accounting Pronouncements

In 2022, the District adopted new accounting standards in order to conform to the following Governmental Accounting Standards Board Statements:

- GASB Statement No. 87 - *Leases* - The objective of this statement is to recognize in the financial statements certain lease assets and liabilities for leases that previously were classified as operating leases and recognized as inflows of resources or outflows of resources based on the payment provisions of the contract. The requirements of this statement have been implemented during the current fiscal year.
- GASB Statement No. 89 - *Construction-Period Interest* - The objectives of this Statement are (1) to enhance the relevance and comparability of information about capital assets and the cost of borrowing for a reporting period and (2) to simplify accounting for interest cost incurred before the end of a construction period. The requirements of this Statement did not apply to the District for the current fiscal year.
- GASB Statement No. 92 - *Omnibus 2020* - The objectives of this Statement are to enhance comparability in accounting and financial reporting and to improve the consistency of authoritative literature by addressing practice issues that have been identified during implementation and application of certain GASB Statements. The requirements of this Statement did not apply to the District for the current fiscal year.

San Mateo County Mosquito and Vector Control District
Notes to Basic Financial Statements
For the year ended June 30, 2022

1. REPORTING ENTITY AND SUMMARY OF SIGNIFICANT ACCOUNTING POLICIES, Continued

O. New Accounting Pronouncements, Continued

- GASB STATEMENT NO. 97 - *Certain Component Unit Criteria, And Accounting And Financial Reporting For Internal Revenue Code Section 457 Deferred Compensation Plans – an Amendment Of GASB Statements No. 14 And No. 84, And A Supersession Of GASB Statement No. 32* - The primary objectives of this Statement are to (1) increase consistency and comparability related to the reporting of fiduciary component units in circumstances in which a potential component unit does not have a governing board and the primary government performs the duties that a governing board typically would perform; (2) mitigate costs associated with the reporting of certain defined contribution pension plans, defined contribution other postemployment benefit (OPEB) plans, and employee benefit plans other than pension plans or OPEB plans (other employee benefit plans) as fiduciary component units in fiduciary fund financial statements; and (3) enhance the relevance, consistency, and comparability of the accounting and financial reporting for Internal Revenue Code (IRC) Section 457 deferred compensation plans (Section 457 plans) that meet the definition of a pension plan and for benefits provided through those plans. The District has elected to early implement the provisions of this statement during last fiscal year.
- GASB STATEMENT NO. 98 - *The Annual Comprehensive Financial Report* - This Statement establishes the term annual comprehensive financial report and its acronym ACFR. That new term and acronym replace instances of comprehensive annual financial report and its acronym in generally accepted accounting principles for state and local governments. The District has elected to early implement the provisions of this statement during last fiscal year.
- GASB Statement No. 99 - *Omnibus - 2022* - The primary objectives of this Statement are to enhance comparability in accounting and financial reporting and to improve the consistency of authoritative literature by addressing (1) practice issues that have been identified during implementation and application of certain GASB Statements and (2) accounting and financial reporting for financial guarantees. The requirements of this Statement did not apply to the Agency for the current fiscal year.

San Mateo County Mosquito and Vector Control District
Notes to Basic Financial Statements
For the year ended June 30, 2022

2. CASH AND INVESTMENTS

Cash and investments as of June 30, 2022, consisted of the following:

Description	Balance
Cash on hand	\$ 400
Deposits held with San Mateo County Pooled Investment Fund (SMCPIF)	7,983,555
Restricted cash and investment	110,183
Total cash and investments	<u>\$ 8,094,138</u>

Reporting Unit	Balance
Primary Government	\$ 8,094,138
Total cash and investments	<u>\$ 8,094,138</u>

A. Custodial Credit Risk

The custodial credit risk for deposits is the risk that in the event of the failure of a depository financial institution, a government will not be able to recover deposits or will not be able to recover collateral securities that are in the possession of an outside party. The District's investment policy requires that collateral be held by an independent third party with whom the District has a current custodial agreement.

The custodial credit risk for investments is the risk that in the event of the failure of the counterparty to a transaction, a government will not be able to recover the value of investment or collateral securities that are in the possession of an outside party. The District's investment policy requires that all security transactions are conducted on a delivery-versus-payment (DVP) method and that all securities are held by a qualified, third-party custodian, as evidenced by safekeeping receipts. The trust department of the District's bank may act as third-party custodian, provided that the custodian agreement is separate from the banking agreement. With respect to investments, custodial credit risk generally applies only to direct investments in marketable securities. Custodial credit risk does not apply to a local government's indirect investment in securities through the use of mutual funds or government investment pools (such as SMCPIF). As of June 30, 2022, none of the District's deposits or investments were exposed to disclosable custodial credit risk.

B. Investments

Investments as of June 30, 2022, consisted of the following:

Investments	Credit Rating	Fair Value	Maturity 12 Months or Less
San Mateo County Pooled Investment Fund (SMCPIF)	Aa1/P-1	<u>\$ 7,983,555</u>	<u>\$ 7,983,555</u>
Total investments		<u>\$ 7,983,555</u>	<u>\$ 7,983,555</u>

San Mateo County Mosquito and Vector Control District
Notes to Basic Financial Statements
For the year ended June 30, 2022

2. CASH AND INVESTMENTS, Continued

C. Authorized Deposits and Investments

The District has adopted an investment policy which allows deposits into financial institutions and the San Mateo County Treasury's Pooled Investment Fund.

D. San Mateo County Treasury – Pooled Investment Fund

The San Mateo County Pooled Investment Fund (SMCPIF) is a pooled investment fund program governed by the San Mateo County Board of Supervisors and administered by the San Mateo County Treasurer. Investments in SMCPIF are highly liquid as deposits and withdrawals can be made at any time without penalty. SMCPIF does not impose a maximum investment limit. The San Mateo County bank deposits are either federally insured or collateralized in accordance with the California Government Code.

The San Mateo County Treasurer has indicated to the District that as of June 30, 2022, the value of the County's portfolio approximated \$7.123 billion and the portfolio holds no derivative products. The District's investment with the County Treasurer's Office as of June 30, 2022 was \$7,983,555. SMCPIF's fair value factor of 0.9688 as of June 30, 2022 was used to calculate the fair value of the investments in the SMCPIF.

Participants' equity in the investment pool is determined by the dollar amount of participant deposits, adjusted for withdrawals and distributed investment income. Investment income is determined on an amortized cost basis. Interest payments, accrued interest, accreted discounts, amortized premiums, and realized capital gains and losses, net of administrative fees, are apportioned to pool participants every quarter. This method differs from the fair value method used to value investments in these financial statements as unrealized gains or losses are not apportioned to pool participants. Income from pooled investments is allocated to individual funds or external participants based on each fund's or participant's average daily cash balance at quarter end in relation to the total pool investments. Pool detail may be obtained from the County of San Mateo Treasurer-Tax Collector Office – 555 County Center, 1st Floor – Redwood City, CA 94063 or the Treasurer and Tax Collector's office website at www.sanmateocountytreasurer.org.

E. Credit Risk

Credit risk is the risk that an issuer of an investment will not fulfill its obligation to the holder of the investment. This is measured by the assignment of a rating by a nationally recognized statistical rating organization. As of June 30, 2022, the District's investment in the SMCPIF was rated by Moody as Aa1/P-1 as noted in the table above.

F. Interest Rate Risk

Interest rate risk is the risk that changes in market interest rates will adversely affect the fair value of an investment. Generally, the fair values of investments with longer maturities have greater sensitivity to changes in market interest rates. The District's investment policy follows the Code as it relates to limits on investment maturities as a means of managing exposure to fair value losses arising from increasing interest rates. The District has elected to use the segmented time distribution method of disclosure for the maturities of its investments as related to interest rate risk as noted in the table above.

San Mateo County Mosquito and Vector Control District
Notes to Basic Financial Statements
For the year ended June 30, 2022

2. CASH AND INVESTMENTS, Continued

G. Concentration of Credit Risk

The District's investment policy contains no limitations on the amount that can be invested in any one governmental agency or non-governmental issuer beyond that stipulated by the California Government Code. There were no investments in any one governmental or non-governmental issuer that represented 5% or more of the District's total investments except for those in the SMCPIF.

3. CAPITAL ASSETS

Changes in capital assets for the year were as follows:

	Balance June 30, 2021	Additions	Deletions	Transfers	Balance June 30, 2022
Non-depreciable capital assets:					
Land	\$ 91,167	\$ 3,763,358	\$ -	\$ -	\$ 3,854,525
Construction-in-process	348,315	-	-	(348,315)	-
Total non-depreciable capital assets	439,482	3,763,358	-	(348,315)	3,854,525
Depreciable capital assets:					
Structures and improvements	4,200,238	3,795,304	-	348,315	8,343,857
Furniture and equipment	647,473	67,910	-	-	715,383
Vehicles	1,017,115	51,366	(99,274)	(161,188)	808,019
Vehicles - leased assets	-	-	-	161,188	161,188
Software	215,486	-	-	-	215,486
Total depreciable capital assets	6,080,312	3,914,580	(99,274)	348,315	10,243,933
Accumulated depreciation/amortization:					
Structures and improvements	(1,898,634)	(117,365)	-	-	(2,015,999)
Furniture and equipment	(514,449)	(34,769)	-	-	(549,218)
Vehicles	(798,688)	(54,461)	77,365	57,298	(718,486)
Vehicles - leased assets	-	-	-	(57,298)	(57,298)
Software	(215,486)	-	-	-	(215,486)
Total accumulated depreciation/amortization	(3,427,257)	(206,595)	77,365	-	(3,556,487)
Total depreciable capital assets, net	2,653,055	3,707,985	(21,909)	348,315	6,687,446
Total capital assets, net	\$ 3,092,537	\$ 7,471,343	\$ (21,909)	\$ -	\$ 10,541,971

Intangible Right-to-Use Assets:

In FY 2022, the District implemented the guidance in GASB No. 87, leases and recognized the value of vehicles leased under long-term contracts, that had previously been reported as capital leases. The leased intangible assets and related amortization have been reported on the above capital assets schedule.

As of June 30, 2022, the District had 8 leased vehicles from Enterprise Fleet Management. The intangible right-to-use assets are being amortized over 5 years, the term of the lease. Terms of the lease are described in Note 5A.

San Mateo County Mosquito and Vector Control District
Notes to Basic Financial Statements
For the year ended June 30, 2022

4. COMPENSATED ABSENCES

Compensated absences comprise unpaid vacation leave, sick leave and compensating time off which is accrued as earned. The District's liability for compensated absences is determined annually.

The changes to the compensated absences balance at June 30, 2022 were as follows:

<u>Balance June 30, 2021</u>	<u>Additions/ Transfers</u>	<u>Deletions/ Transfers</u>	<u>Balance June 30, 2022</u>	<u>Current Portion</u>	<u>Long-term Portion</u>
<u>\$ 287,901</u>	<u>\$ 281,777</u>	<u>\$ (225,790)</u>	<u>\$ 343,888</u>	<u>\$ 65,339</u>	<u>\$ 278,549</u>

5. LONG-TERM LIABILITIES

The District's long-term debt activities for the year ended June 30, 2022 were as follows:

	<u>Balance June 30, 2021</u>	<u>Additions</u>	<u>Deletions</u>	<u>Write-Off</u>	<u>Balance June 30, 2022</u>	<u>Current Portion</u>	<u>Long-term Portion</u>
Leases	\$ 125,588	\$ 21,475	\$ (23,001)	\$ (42,049)	\$ 82,013	\$ 23,993	\$ 58,020
CN Financing	-	3,825,000	-	-	3,825,000	207,169	3,617,831
Total Long-term debt	<u>\$ 125,588</u>	<u>\$ 3,846,475</u>	<u>\$ (23,001)</u>	<u>\$ (42,049)</u>	<u>\$ 3,907,013</u>	<u>\$ 231,162</u>	<u>\$ 3,675,851</u>

Description of the District's Long-Term Debt:

A. Leases

In FY 2022, the District implemented the guidance in GASB No. 87, Leases, for accounting and reporting leases that had previously been reported as capital leases.

The District has recorded various lease agreements in regard to the District's vehicle fleet. Principal and interest are payable monthly with varying annual interest rates of 3.18% - 7.23%, for a term of 60 months. The remaining principal and interest amounts will be payable as follows:

<u>Year ended June 30,</u>	<u>Principal</u>	<u>Interest</u>	<u>Total</u>
2023	\$ 23,993	\$ 3,293	\$ 27,286
2024	22,353	1,100	23,453
2025	21,459	802	22,261
2026	11,275	480	11,755
2027	2,933	138	3,071
Total	<u>\$ 82,013</u>	<u>\$ 5,813</u>	<u>\$ 87,826</u>
Current	<u>\$ 23,993</u>		
Long-term	<u>\$ 58,020</u>		

San Mateo County Mosquito and Vector Control District
Notes to Basic Financial Statements
For the year ended June 30, 2022

5. LONG-TERM LIABILITIES, CONTINUED

B. CN Financing

On July 1, 2021, the District, through the Municipal Finance Corporation, secured a financing agreement from CN Financing in the amount of \$3,825,000 at an interest rate of 2.9%. The proceeds of the loan were used to finance the acquisition of property located at 1415 N. Carolan Avenue in the City of Burlingame, California. Principal and interest payments of \$318,094 are due July 29, 2022, through July 29, 2036.

The remaining principal and interest amounts will be payable as follows:

<u>Year ended June 30,</u>	<u>Principal</u>	<u>Interest</u>	<u>Total</u>
2023	\$ 207,169	\$ 110,925	\$ 318,094
2024	213,177	104,917	318,094
2025	219,359	98,735	318,094
2026	225,721	92,373	318,094
2027	232,266	85,828	318,094
2028 - 2032	1,266,361	324,110	1,590,471
2033 - 2037	<u>1,460,947</u>	<u>129,524</u>	<u>1,590,471</u>
Total	<u>\$ 3,825,000</u>	<u>\$ 946,412</u>	<u>\$ 4,771,412</u>
Current	<u>\$ 207,169</u>		
Long-term	<u>\$ 3,617,831</u>		

San Mateo County Mosquito and Vector Control District
Notes to Basic Financial Statements
For the year ended June 30, 2022

6. OTHER POST-EMPLOYMENT BENEFITS

A. Plan Description

The District has established an Other Postemployment Benefit plan (OPEB Plan) and participates in an agent multiple-employer defined benefit retiree healthcare plan. The District reimburses a portion of the cost of health care for eligible retirees. Depending on the number of years of service and the circumstances surrounding retirement, employees may be eligible to receive health care insurance cost reimbursement between 25% to 100% and prescription drug coverage reimbursement of \$500 to \$1,000 per year. District employees retiring prior to 2016 were not permitted to retain their coverage in the District’s healthcare plans beyond the COBRA period. However, employees retiring in 2016 or later may continue their District medical coverage through FDAC until reaching age 65 or becoming eligible for coverage under Medicare. A surviving spouse is entitled to receive the same contribution the retiree would have received for four years following the retiree’s death.

B. Employees Covered

As of the June 30, 2020 actuarial valuation, the following current and former employees were covered by the benefit terms under the OPEB Plan:

Active employees	21
Inactive employees or beneficiaries currently receiving benefits	6
	<u>27</u>

C. Contributions

The contribution requirements of plan members and the District are established and may be amended by the District’s governing board. The annual contribution is based on the actuarially determined contribution. For the fiscal year ended June 30, 2022, the District’s estimated implied subsidy was \$0.

D. Net OPEB Asset

The District’s net OPEB asset was measured as of June 30, 2022 and the total OPEB liability used to calculate the net OPEB asset was determined by an actuarial valuation dated June 30, 2020. The total OPEB liability was determined based on the following actuarial methods and assumptions:

Actuarial Assumption:

Valuation Date	June 30, 2020
Measurement Date	June 30, 2022
Discount Rate	4.90%
General Inflation	2.5% per annum
Salary Increases	3.0% per year
Investment Rate of Return	4.90%
Mortality Rate(1)	MacLeod Watts Scale 2020 applied generationally from 2015
Healthcare Trend Rate	5.7% for 2022, increasing to an ultimate rate of 4.0% in 2076 and later years

San Mateo County Mosquito and Vector Control District
Notes to Basic Financial Statements
For the year ended June 30, 2022

6. OTHER POST-EMPLOYMENT BENEFITS, Continued

D. Net OPEB Asset, Continued

The long-term expected rate of return on OPEB plan investments was determined using a building block method in which expected future real rates of return (expected returns, net of OPEB plan investment expense and inflation) are developed for each major asset class. These ranges are combined to produce the long-term expected rate of return by weighing the expected future real rates of return by the target asset allocation percentage and by adding expected inflation. The target allocation and best estimates of arithmetic real rates of return for each major asset class are summarized in the following table:

OPEB Trust Fund		
Investment Class	Target Allocation	Long-Term Expected Real Rate of Return
Equity	30.00%	
Large Cap Core	15.50%	6.80%
Mid Cap Core	3.00%	7.10%
Small Cap Core	4.50%	7.90%
Real Estate	1.00%	6.60%
International	4.00%	7.30%
Emerging Markets	2.00%	7.30%
Fixed Income	65.00%	
Short Term Bond	14.00%	3.30%
Intermediate Term Bond	49.25%	3.90%
High Yield	1.75%	6.10%
Cash	5.00%	2.40%
TOTAL	<u>100.00%</u>	

At the time the valuation was prepared, the District was invested in the Moderate Portfolio, which had an expected return of 4.92%. Based on the District's OPEB trust balance, the District assumed 55 basis points in non-imbedded fees for a net expected return of 4.9%. The District approved 4.9% for valuation purposes.

E. Discount Rate

The discount rate used to measure the total OPEB liability was 4.9 percent. The projection of cash flows used to determine the discount rate assumed that District contributions will be made at rates equal to the actuarially determined contribution rates. Based on those assumptions, the OPEB plan's fiduciary net position was projected to be available to make all projected OPEB payments for current active and inactive employees and beneficiaries. Therefore, the long-term expected rate of return on OPEB plan investments was applied to all periods of projected benefit payments to determine the total OPEB liability.

San Mateo County Mosquito and Vector Control District
Notes to Basic Financial Statements
For the year ended June 30, 2022

6. OTHER POST-EMPLOYMENT BENEFITS, Continued

F. Changes in the Net OPEB Asset

The changes in the net OPEB Asset for the OPEB Plan are as follows:

	Increase (Decrease)		
	Total OPEB Liability	Plan Fiduciary Net Position	Net OPEB Liability/(Asset)
Balance at June 30, 2021 (Measurement date 06/30/2021)	\$ 1,261,400	\$ 2,512,995	\$ (1,251,595)
	-		-
Changes in the year:			
Service cost	68,783	-	68,783
Interest cost	63,977	-	63,977
Expected investment income	-	121,935	(121,935)
Investment experience	-	(429,336)	429,336
Benefit payments	(49,054)	(49,054)	-
Net changes	83,706	(356,455)	440,161
Balance at June 30, 2022 (Measurement date 06/30/2022)	\$ 1,345,106	\$ 2,156,540	\$ (811,434)

G. Sensitivity of the Net OPEB Liability to Changes in the Discount Rate

	1% Decrease	Current Discount Rate	1% Increase
	(3.90%)	(4.90%)	(5.90%)
Net OPEB Liability (Asset)	\$ (584,229)	\$ (811,434)	\$ (995,342)

H. Sensitivity of the Net OPEB Liability to Changes in the Health Care Cost Trend Rates

	1% Decrease	Current Trend Rate	1% Increase
	Net OPEB Liability (Asset)	\$ (1,037,878)	\$ (811,434)

I. OPEB Plan Fiduciary Net Position

PARS issues a publicly available financial report that may be obtained from the Public Agency Retirement Services, 4350 Von Karman Ave, Newport Beach, CA 92660.

San Mateo County Mosquito and Vector Control District
Notes to Basic Financial Statements
For the year ended June 30, 2022

6. OTHER POST-EMPLOYMENT BENEFITS, Continued

J. Recognition of Deferred Outflows and Deferred Inflows of Resources

Gains and losses related to changes in total OPEB liability and fiduciary net position are recognized in OPEB expense systematically over time. Amounts are first recognized in OPEB expense for the year the gain or loss occurs. The remaining amounts are categorized as deferred outflows and deferred inflows of resources related to OPEB and are to be recognized in future OPEB expense. The recognition period differs depending on the source of the gain or loss:

Net difference between projected and actual earnings on OPEB plan investments	5 Years
All other amounts	Straight-line recognition over 10.48 years, the expected average remaining service lifetime(EARSL) of all members that are provided with benefits, determined as of the beginning of the Measurement Period. In determining the EARSL, all active, retired and inactive members are counted, with the latter two groups having 0 remaining service years.

K. OPEB Expense and Deferred Outflows/ (Inflows) of Resources Related to OPEB

For the fiscal year ended June 30, 2022, the District recognized OPEB income of \$42,950. For the fiscal year ended June 30, 2022, the District reported deferred inflows of resources related to OPEB from the following sources:

	Deferred Outflows of Resources	Deferred Inflows of Resources
Changes of Assumptions	\$ 72,469	\$ 15,474
Difference Between Expected and Actual Experience	-	136,779
Net differences between projected and actual earnings on plan investments	232,568	-
Total	<u>\$ 305,037</u>	<u>\$ 152,253</u>

San Mateo County Mosquito and Vector Control District
Notes to Basic Financial Statements
For the year ended June 30, 2022

6. OTHER POST-EMPLOYMENT BENEFITS, Continued

K. OPEB Expense and Deferred Outflows/ (Inflows) of Resources Related to OPEB, Continued

The reported deferred outflows/inflows of resources balances related to OPEB will be recognized as expense as follows:

Fiscal Year Ending June 30:	Deferred Outflows/Inflows of Resources
2023	\$ 35,659
2024	39,761
2025	35,358
2026	73,894
2027	(11,974)
Thereafter	(19,914)

7. DEFINED BENEFIT PENSION PLAN AND THE NET PENSION LIABILITY

A. Plan Description

San Mateo County Employees' Retirement Association (SamCERA) is a cost-sharing multiple-employer, defined benefit pension plan that provides benefits for substantially all permanent employees of the County and the District. SamCERA was founded in 1944 under the authority granted by Article XVI of the Constitution of the State of California and the County Employees' Retirement Law of 1937 (the 1937 Act). SamCERA is not subject to the provisions of the Employee Retirement Income Security Act of 1974.

Management of SamCERA is vested in the Board of Retirement consisting of nine members; and its operation is governed by the 1937 Act and the by-laws, procedures, and policies adopted by the Board of Retirement. SamCERA issues a publicly available financial report that can be obtained by writing to the San Mateo County Employees' Retirement Association, 100 Marine Parkway, Suite 125, Redwood Shores, California 94065.

B. Benefits Provided

SamCERA provides service retirement, disability, and death benefits to plan members and beneficiaries based on defined benefit formulas using final average compensation, years of service, and age factors to calculate benefits payable. SamCERA has four plans that cover members classified as general, safety, or probation, and provides annual cost-of-living adjustments upon retirement to members of Plans One, Two, and Four. The benefits of Plan Three are reduced by a portion of Social Security benefits received by the member. The 1937 Act vests the County Board with the authority to initiate benefits, while Government Code Section 31592.2 empowers the Board of Retirement to provide certain ad hoc benefits when the Section 31592 reserve exceeds 1% of assets.

San Mateo County Mosquito and Vector Control District
Notes to Basic Financial Statements
For the year ended June 30, 2022

7. DEFINED BENEFIT PENSION PLAN AND THE NET PENSION LIABILITY, Continued

B. Benefits Provided, Continued

General members in Plans One, Two, and Four may retire at any age after 30 years of service. Safety members and Probation members may retire at any age after 20 years of service. A member who leaves County service may withdraw his or her contributions, plus any accumulated interest. Members with five years of service, permanent part-time employees with five years of full-time service, or non-contributory members (Plan Three) with 10 years of service, may elect a deferred retirement when terminating their employment with the County or District.

C. Contributions and Funding

The 1937 Act established the basic obligations for employers and members to make contributions to the pension trust fund. The employer and member contribution rates are based on recommendations made by an independent actuary and adopted by the Board of Retirement. The participating employers are required by statutes to contribute the amounts necessary to fund the estimated benefits accruing to SamCERA members not otherwise funded by member contributions or expected investment earnings. Contribution rates are actuarially determined using the entry age normal method and consist of an amount for normal cost, the estimated amount necessary to finance benefits earned by members during the year, and an amount required to amortize the unfunded net pension liability. For the fiscal year ended June 30, 2022, the District's contribution was \$282,877. The District's employer contribution rate was 12.76% of the covered payroll and the member contribution rate was 9.45%.

The District's contributions to the Plan for the measurement period ended June 30, 2021 was \$281,349.

D. Actuarial Methods and Assumptions Used to Determine Total Pension Liability

The actuarial assumptions included 2.50% annual inflation rate, 6.42% annual investment rate of return, and 3.00% average annual projected salary increase attributed to inflation of 2.50%. The June 30, 2022 total pension liabilities were based on the following actuarial methods and assumptions:

Valuation Date	June 30, 2021
Measurement Date	June 30, 2021
Actuarial Cost Method	Individual Entry Age Normal
Amortization Method:	
Level percent or level dollar	Level percent
closed, open, or layered periods	Layered
Amortization Period for Each Layer	15-years
Asset Valuation Method:	
Recognition method	Market Value of Asset
Inflation	2.50%
Investment Rate of Return	6.42% (with included administrative expense load of 0.17%)

San Mateo County Mosquito and Vector Control District
Notes to Basic Financial Statements
For the year ended June 30, 2022

7. DEFINED BENEFIT PENSION PLAN AND THE NET PENSION LIABILITY, Continued

E. Discount Rate

The discount rate used to measure the total pension liability was 6.42 percent, which is gross of administrative and other investment expenses. A long-term investment return excluding administrative and other investment expenses would have been 6.50 percent. Management has determined that using the higher discount rate has resulted in a slightly lower total pension liability and net pension liability and the difference was deemed immaterial to the financial statements. The long-term expected rate of return on pension plan investments was determined in which best-estimate ranges of expected future real rates (expected returns, net of pension plan investment expense and inflation) are developed for each major asset class. In determining the long-term expected rate of return, both short-term and long-term market return expectations as well as the expected pension fund cash flows were considered. Such cash flows were developed assuming that both members and employers will make their required contributions on time and as scheduled in all future years.

The long-term expected rate of return on pension plan investments was determined using a building-block method in which best-estimate ranges of expected future real rates of return (expected returns, net of pension plan investment expense and inflation) are developed for each major asset class. The table below reflects long-term expected real rate of return by asset class. The rate of return was calculated using the capital market assumptions applied to determine the discount rate and asset allocation. Real returns by asset class as shown in the following table reflect the average arithmetic real return assumptions of the Plan's investment consultants as of June 30, 2022.

Investment Type	Target Allocation	Long-Term Expected Real Rate of Return
Public Equity	41.00%	3.40%
Fixed Income	28.00%	50.00%
Alternatives	13.00%	5.00%
Inflation Hedge	17.00%	3.70%
Liquidity	1.00%	-1.30%
	100.00%	

F. District Proportionate Share of the Net Pension Liability

Plan Type and Balance Description	Plan Total Pension Liability	Plan Fiduciary Net Position	Plan Net Pension Liability
Balance as of June 30, 2020	\$ 7,765,844	\$ 6,558,849	\$ 1,206,995
Balance as of June 30, 2021	7,344,236	7,214,396	129,840
Change	\$ (421,608)	\$ 655,547	\$ (1,077,155)

San Mateo County Mosquito and Vector Control District
Notes to Basic Financial Statements
For the year ended June 30, 2022

7. DEFINED BENEFIT PENSION PLAN AND THE NET PENSION LIABILITY, Continued

F. District Proportionate Share of the Net Pension Liability, Continued

The District's proportionate share of the net pension liability changed between fiscal years as follows:

Calculation Dates	District Percentage
Balance as of June 30, 2020	0.1372%
Balance as of June 30, 2021	0.1206%
Change in Plan Net Pension Liability Percentage	-0.0166%

G. Sensitivity of the Net Pension Liability to Changes in the Discount Rate

The following presents the net pension liability of the Plan as of the measurement date, calculated using the discount rate of 6.42%, as well as what the net pension liability would be if it were calculated using a discount rate that is 1 percentage-point lower (5.42%) or 1 percentage-point higher (7.42%) than the current rate:

Description	Plan's Net Pension Liability/(Asset)		
	Discount Rate - 1% 5.42%	Current Discount Rate 6.42%	Discount Rate + 1% 7.42%
Total pension liability	\$ 6,973,308,442	\$ 6,089,780,892	\$ 5,372,132,106
Fiduciary net position	5,982,085,950	5,982,085,950	5,982,085,950
Net pension liability	991,222,492	107,694,942	(609,953,844)
Net pension liability - District share 0.1206%	\$ 1,387,711	\$ 129,840	\$ (853,935)

San Mateo County Mosquito and Vector Control District
Notes to Basic Financial Statements
For the year ended June 30, 2022

7. DEFINED BENEFIT PENSION PLAN AND THE NET PENSION LIABILITY, Continued

H. Pension Expense

For the measurement period ending June 30, 2021, the District incurred pension expense (income) of \$-5,239 as follows:

	Plan's Pension Expense	District's Pension Expense 0.1206%
Pension expense:		
Service Cost	\$ 120,103,792	\$ 144,845
Interest on the total pension liability	376,951,077	454,603
Administrative expenses and other non-investment expenses	8,409,931	10,142
Member contributions	(73,966,484)	(89,204)
Expected investment return net of expenses	(321,104,057)	(387,251)
Recognition of Deferred Outflows/Inflows:		
Recognition of economic/ demographic gains(losses)	41,373,866	49,897
Recognition of assumptions changes or inputs	113,327,513	136,673
Recognition of net investment gains(losses)	(136,732,633)	(164,900)
Amortization of employer specific deferred outflows/inflows	N/A	(149,567)
Total pension expense	<u>\$ 128,363,005</u>	<u>\$ 5,239</u>

I. Deferred Outflows and Deferred Inflows of Resources Related to Pensions

As of June 30, 2022, the District has deferred outflows and deferred inflows of resources related to pensions as follows:

Account Description	Deferred Outflows of Resources	Deferred Inflows of Resources
Employer contributions to pension plan made after the measurement date	\$ 283,877	\$ -
Changes in proportion and differences between employer contributions and proportionate share of contributions	-	433,210
Changes of assumptions	262,686	-
Net differences between projected and actual earnings	-	569,164
Differences between expected and actual economic experience	110,744	-
Total Deferred Outflows/(Inflows) of Resources	<u>\$ 657,307</u>	<u>\$ 1,002,374</u>

The District will recognize \$283,877 reported as deferred outflows of resources related to pensions resulting from the District's contributions subsequent to the measurement date as a reduction of the net pension liability in the fiscal year ended June 30, 2023.

San Mateo County Mosquito and Vector Control District
Notes to Basic Financial Statements
For the year ended June 30, 2022

7. DEFINED BENEFIT PENSION PLAN AND THE NET PENSION LIABILITY, Continued

I. Deferred Outflows and Deferred Inflows of Resources Related to Pensions, Continued

Other amounts reported as deferred outflows and deferred inflows of resources related to pensions will be recognized in future pension expense as follows:

Amortization Period Fiscal Year Ended June 30	Deferred Outflows (Inflows) of Resources
2023	\$ (183,337)
2024	(108,095)
2025	(141,700)
2026	(195,812)
Total	<u>\$ (628,944)</u>

8. NET INVESTMENT IN CAPITAL ASSETS

Net investment in capital assets as of June 30, 2022 consisted of the following:

Description	Balance
Capital assets - not being depreciated	\$ 3,854,525
Capital assets - being depreciated, net	6,687,446
Long-term debt- current portion	(231,162)
Long-term debt - noncurrent portion	(3,675,851)
Total net investment in capital assets	<u>\$ 6,634,958</u>

San Mateo County Mosquito and Vector Control District
Notes to Basic Financial Statements
For the year ended June 30, 2022

9. FUND BALANCE

A detailed schedule of fund balances and their funding composition at June 30, 2022 is as follows:

Description	General Fund	Fund
Nonspendable:		
Materials and supplies inventory	\$ 176,476	\$ -
Prepaid Items	26,198	-
Total nonspendable	202,674	-
Restricted:		
Restricted for pension contributions	110,183	-
Total restricted	110,183	-
Committed:		
Public health emergency	800,000	-
Total Committed	800,000	-
Assigned:		
Natural disaster emergency	650,000	
Real Property Reserve	1,134,670	
Debt service repayment reserve	1,000,000	
Reserve for specified capital outlay – equipment replacement	-	749,944
Total assigned	2,784,670	749,944
Unassigned:		
Six month operating reserve	4,104,060	-
Total unassigned	4,104,060	-
Total fund balances	\$ 8,001,587	\$ 749,944

10. DEFERRED COMPENSATION SAVINGS PLAN

For the benefit of its employees, the District participates in a 457 Deferred Compensation Program. The purpose of this Program is to provide deferred compensation for public employees that elect to participate in the Program. Generally, eligible employees may defer receipt of a portion of their salary until termination, retirement, death or unforeseeable emergency. Until the funds are paid or otherwise made available to the employee, the employee is not obligated to report the deferred salary for income tax purposes.

Federal law requires deferred compensation assets to be held in trust for the exclusive benefit of the participants. Accordingly, the District is in compliance with this legislation. Therefore, these assets are not the legal property of the District and are not subject to claims of the District’s general creditors.

In the year 2021, The District has evaluated the requirements of GASB Statement No. 84, Fiduciary Activities and GASB Statement No. 97, Certain Component Unit Criteria, and Accounting and Financial Reporting for Internal Revenue Code Section 457 Deferred Compensation Plans and determined that plan didn’t meet the criteria to be reported as a fiduciary activity, as required by the above mentioned GASB Statements. Moreover, the plan is classified as other employee benefits for financial reporting purposes.

San Mateo County Mosquito and Vector Control District
Notes to Basic Financial Statements
For the year ended June 30, 2022

11. RISK MANAGEMENT

Self-Insurance and Joint Powers Agency

The District participates with other districts in a joint venture under a joint powers agreement, which established the Vector Control Joint Powers Agency (VCJPA). The relationship between the District and the VCJPA is such that the VCJPA is not a component unit of the District for financial reporting purposes.

The VCJPA is a consortium of thirty-four districts located throughout California. It was established under the provisions of California Government Code Section 6500 et seq. The VCJPA is governed by a Board of Directors, which meets 4-5 times per year, consisting of one member from each of the four regions (Coastal, Sacramento Valley, San Joaquin Valley, and Southern California) and two members from the Trustee Advisory Council.

The District is covered for the first \$1,000,000 of each general liability claim and \$500,000 of each workers' compensation claim through the VCJPA. The District has the right to receive dividends or the obligation to pay assessments based on a formula, which, among other expenses, charges the District's account for liability losses and workers' compensation losses under their individual self-insured retention (SIR). The VCJPA participates in an excess pool, which provides general liability coverage above \$1,000,000 for each occurrence up to \$14,000,000.

The VCJPA also participates in an excess pool, which provides workers' compensation coverage from \$5,000,000 to \$50,000,000.

The District's share of the VCJPA's Members Trust Fund and Property Contingency Fund balance as of June 30, 2022, totaled \$475,622. The balance includes interest earnings and may be withdrawn upon leaving the plan with a sixty-day notice. At the termination of the joint powers agreement and after all claims have been settled, any excess or deficit will be divided among the districts in accordance with its governing documents.

12. CONTINGENCY

Litigation

In the ordinary course of operations, the District is subject to other claims and litigation from outside parties. After consultation with legal counsel, the District believes the ultimate outcome of such matters, other than the matter discussed above, will not materially affect its financial condition.

13. SUBSEQUENT EVENT

The highlights of the San Mateo County Employees Retirement System (SamCERA) as of June 2022 actuarial valuation report include the following elements:

Contribution Rates Beginning in FY 23-24, The San Mateo County Mosquito and Vector Control District will see an increase in its employer's contribution rate to 25.06% (from 12.10% in FY 22-23) as the balance in its supplemental account has been almost fully utilized under its accelerated recognition plan.

San Mateo County Mosquito and Vector Control District
Notes to Basic Financial Statements
For the year ended June 30, 2022

13. SUBSEQUENT EVENT. CONTINUED

Investment Returns: SamCERA's investment return on the market value of assets was -6.1% for fiscal year 2021-22, which was less than the actuarial assumed rate of 6.25 %. When combined with the recognition of deferred investment gains from the prior year, however, the net result was a return on the actuarial value of valuation assets of 7.1%, which is more than the assumed rate of return.

Member Rates: Basic member rates for Plan 7 members will increase slightly for County and Courts employees and decrease slightly for SMCM&VCD employees. Plan 7 member rates are calculated annually to be equal to 50% of the Gross Normal Cost. All legacy plan member rates remain the same.

This page intentionally left blank.

REQUIRED SUPPLEMENTARY INFORMATION

San Mateo County Mosquito and Vector Control District
Required Supplementary Information (Unaudited)
For the year ended June 30, 2022

1. BUDGETS AND BUDGETARY ACCOUNTING

A. Budgetary Comparison Schedule - General Fund

	Budgeted Amounts		Actual Amounts	Variance with Final Budget
	Original	Final		Positive (Negative)
REVENUES:				
Service abatement revenue	\$ 237,258	\$ 237,258	\$ 276,456	\$ 39,198
Special benefit assessment	1,622,508	1,622,508	1,631,961	9,453
Special mosquito control tax	486,144	486,144	487,599	1,455
Property taxes	3,049,097	3,049,097	3,103,640	54,543
Other tax revenues	690,000	690,000	854,380	164,380
Investment earnings	152,000	152,000	(252,847)	(404,847)
Other revenues	133,968	133,968	150,391	16,423
Total revenues	6,370,975	6,370,975	6,251,580	(119,395)
EXPENDITURES:				
Mosquito and vector control				
Salaries and wages	2,861,513	2,861,513	2,617,765	243,748
Employee benefits	852,840	852,840	834,552	18,288
Materials and services	1,449,141	1,493,640	1,344,217	149,423
Total expenditures	5,163,494	5,207,993	4,796,534	411,459
REVENUES OVER (UNDER) EXPENDITURES	1,207,481	1,162,982	1,455,046	292,064
OTHER FINANCING SOURCES (USES)				
Proceeds from issuance of debt	-	-	3,825,000	3,825,000
Transfer out	-	-	(7,538,838)	(7,538,838)
Total other financing sources (uses)	-	-	(3,713,838)	(3,713,838)
Net change in fund balances	\$ 1,207,481	\$ 1,162,982	(2,258,792)	\$ (3,421,774)
FUND BALANCES:				
Beginning of year			10,260,379	
End of year			\$ 8,001,587	

**San Mateo County Mosquito and Vector Control District
Required Supplementary Information (Unaudited)
For the year ended June 30, 2022**

2. DEFINED BENEFIT PENSION PLAN

A. Schedule of the District's Proportionate Share of the Net Pension Liability - Last 10 Years*

Fiscal Year	2022	2021	2020	2019	2018	2017	2016	2015
Measurement Date	6/30/2021	6/30/2020	6/30/2019	6/30/2018	6/30/2017	6/30/2016	6/30/2015	6/30/2014
Proportion of the net pension liability	0.1206%	0.1372%	0.2400%	0.2600%	0.3500%	0.3200%	0.3100%	0.3100%
Proportion share of the net pension liability	\$ 129,840	\$1,206,995	\$1,478,655	\$1,269,703	\$2,020,874	\$2,280,813	\$1,525,087	\$1,234,942
Covered payroll	\$ 2,249,212	\$2,255,787	\$1,900,138	\$1,939,368	\$1,899,298	\$1,736,147	\$1,409,518	\$1,266,066
Proportionate Share of the net pension liability as percentage of covered payroll	5.77%	53.51%	77.82%	65.47%	106.40%	131.37%	108.20%	97.54%
Plan fiduciary net position as a percentage of the total pension liability	84.46%	84.46%	88.46%	89.96%	87.49%	83.25%	87.53%	88.88%

Note to Schedule:

*-Fiscal year 2015 was the 1st year of implementation

Changes of assumptions:

In 2018, there were changes in assumptions primarily from adjusting the assumed investment return, price inflation, and general wage increase downward, modifying the mortality assumption, and adding a projection scale to reflect gradual year-to-year increase in mortality that is expected to occur in the future

In 2020, there were changes in assumptions resulted mainly from downward adjustments to the assumed investment rate, price inflation, and general wage increases.

In 2021, changes resulted mainly from changes in demographic assumptions based on results from the latest Triennial Experience Study

In 2022, assumed investment return was lowered to 6.25% from 6.5% the previous year.

B. Schedule of Contributions - Last 10 Years*

Fiscal Year	2022	2021	2020	2019	2018	2017	2016	2015
Contractually required contribution (actuarially determined)	\$ 283,877	\$ 281,349	\$ 282,989	\$ 466,391	\$ 467,435	\$ 572,799	\$ 541,053	\$ 522,893
Contribution in relation to the actuarially determined contributions	(283,877)	(281,349)	(282,989)	(466,391)	(467,435)	(822,799)	(2,051,482)	(522,893)
contribution deficiency (excess)		\$ -	\$ -	\$ -	\$ -	\$ (250,000)	\$ (1,510,429)	\$ -
Covered payroll	\$ 2,275,742	\$ 2,249,212	\$2,255,787	\$1,900,138	\$1,939,368	\$1,899,298	\$ 1,736,147	\$1,409,518
Contributions as a percentage of covered payroll	12.47%	12.51%	12.55%	24.55%	24.10%	43.32%	118.16%	37.10%

Note to Schedule:

Valuation date: 6/30/2021 6/30/2020 6/30/2019 6/30/2018 6/30/2016 6/30/2015 6/30/2014 6/30/2013

In fiscal year 2015-2016, the San Mateo County Mosquito & Vector Control District (SMCM&VCD) contributed \$1,510,429 more than its Actuarially Determined Contribution. In fiscal year 2016-2017, SMCM&VCD contributed \$250,000 more than its Actuarially Determined Contribution.

* - Fiscal year 2015 was the 1st year of implementation

Methods and assumptions used to determine contributions:

Valuation Date	June 30, 2019
Actuarial Cost Method	Entry Age Normal
Amortization Method	Level Percent of Payroll
Amortization Period	UAAL as of June 30, 2008, is amortized over a closed 15-year period ending June 30, 2023. Subsequent changes in the UAAL are amortized over separate closed 15-year layers which are determined annually
Asset Valuation Method	5-year smoothed recognition of asset gains and losses (determined as the difference of the actual fair value to the expected fair value), which cannot vary more than 20% from the fair value.
Inflation	2.50%
Payroll Growth	3.00%
Investment Rate of Return	6.50%

San Mateo County Mosquito and Vector Control District
Required Supplementary Information (Unaudited)
For the year ended June 30, 2022

3. OTHER POSTEMPLOYMENT BENEFIT PLAN

A. Schedule of Changes in the Net OPEB Liability and Related Ratios

<i>Measurement Period</i>	2022	2021	2020	2019	2018
Total OPEB Liability					
Service Cost	\$ 68,783	\$ 69,445	\$ 69,266	\$ 71,778	\$ 69,518
Interest on the total OPEB liability	63,977	59,368	55,890	65,233	59,296
Differences between expected and actual experience	-	(27,924)	-	(180,473)	-
Changes of assumptions	-	58,731	(21,357)	39,426	-
Benefit payments, including refunds of employee contributions	(49,054)	(32,282)	(36,560)	(23,844)	(28,143)
Net change in total OPEB liability	83,706	127,338	67,239	(27,880)	100,671
Total OPEB liability - beginning	1,261,400	1,134,062	1,066,823	1,094,703	994,032
Total OPEB liability - ending (a)	\$ 1,345,106	\$ 1,261,400	\$ 1,134,062	\$ 1,066,823	\$ 1,094,703
Plan Fiduciary Net Position					
Contributions - employer	\$ -	\$ -	\$ 7,855	\$ 5,821	\$ 2,789
Net investment income	(307,401)	303,935	86,222	136,431	127,876
Benefit payments, including refunds of employee contributions	(49,054)	(32,282)	(36,560)	(23,844)	(27,339)
Administrative expense	-	-	-	-	(11,471)
Net change in plan fiduciary net position	(356,455)	271,653	57,517	118,408	91,855
Plan fiduciary net position - beginning	2,512,995	2,236,697	2,179,180	2,060,772	1,968,917
Prior Period Adjustment	-	4,645	-	-	-
Plan fiduciary net position - ending (b)	\$ 2,156,540	\$ 2,512,995	\$ 2,236,697	\$ 2,179,180	\$ 2,060,772
Net OPEB liability/(asset) - ending (a) - (b)	\$ (811,434)	\$ (1,251,595)	\$ (1,102,635)	\$ (1,112,357)	\$ (966,069)
Plan fiduciary net position as a percentage of the total OPEB liability	160%	199%	197%	204%	188%
Covered-employee payroll	2,275,742	2,249,212	2,255,787	1,896,546	1,854,957
Net OPEB liability as a percentage of covered-employee payroll	-35.66%	-55.65%	-48.88%	-58.65%	-52.08%

Notes to Schedule:

Historical information is required only for measurement periods for which GASB 75 is applicable. Future years' information will be displayed up to 10 years as information becomes available.

San Mateo County Mosquito and Vector Control District
Required Supplementary Information (Unaudited)
For the year ended June 30, 2022

3. OTHER POSTEMPLOYMENT BENEFIT PLAN, Continued

B. Schedule of Contributions Last Ten Fiscal Years

Fiscal Year Ended June 30	2022	2021	2020	2019	2018
Actuarially Determined Contribution (ADC)	\$ -	\$ -	\$ -	\$ -	\$ -
Contributions in relation to the ADC	-	-	(7,855)	(5,821)	(2,789)
Contribution deficiency (excess)	<u>\$ -</u>	<u>\$ -</u>	<u>\$ (7,855)</u>	<u>\$ (5,821)</u>	<u>\$ (2,789)</u>
 Covered-employee payroll	 2,275,742	 2,249,212	 2,255,787	 1,896,546	 1,854,957
Contributions as a percentage of covered-employee payroll	0.00%	0.00%	0.35%	0.31%	0.15%

Notes to Schedule:

Methods and assumptions used to determine contributions:

Valuation Date	June 30, 2021
Actuarial Cost Method	Entry Age Normal
Amortization Method/Period	Level Dollar; 20 year closed period
Asset Valuation Method	Market value
Inflation	2.50%
Payroll Growth	3.00% annual increases
Investment Rate of Return	4.90%
Healthcare cost-trend rates	5.7% in 2022 stepping down to 4.0% by 2076
Retirement Age	50 to 70
Mortality	Based on SamCERA 2020 Experience Study
Mortality Improvement	MW Scale 2020 generationally

Historical information is required only for measurement periods for which GASB 75 is applicable. Future years' information will be displayed up to 10 years as information becomes available.

This page intentionally left blank.

SUPPLEMENTARY INFORMATION

San Mateo County Mosquito and Vector Control District
Supplementary Information
For the Year Ended June 30,2022

Budgetary Comparison Schedule - Capital Projects Fund

	Budgeted Amounts		Actual Amounts	Variance with Final Budget
	Original	Final		Positive (Negative)
REVENUES:				
Investment earnings	\$ 12,000	\$ 12,000	\$ (19,161)	\$ (31,161)
Total revenues	12,000	12,000	(19,161)	(31,161)
EXPENDITURES:				
Materials and services	529	529	445	84
Capital outlay	9,775,795	9,775,795	7,767,879	2,007,916
Debt service:				
Principal	-	-	23,001	(23,001)
Interest and fiscal charges	-	-	22,152	(22,152)
Total expenditures	9,776,324	9,776,324	7,813,477	1,962,847
REVENUES OVER (UNDER) EXPENDITURES	(9,764,324)	(9,764,324)	(7,832,638)	1,931,686
OTHER FINANCING SOURCES (USES)				
Lease financing	-	-	21,475	21,475
Transfer in	-	-	7,538,838	7,538,838
Total other financing sources (uses)	-	-	7,560,313	7,560,313
Net change in fund balances	\$ (9,764,324)	\$ (9,764,324)	(272,325)	\$ 9,491,999
FUND BALANCES:				
Beginning of year			1,022,269	
End of year			\$ 749,944	

This page intentionally left blank.

**San Mateo County Mosquito
and Vector Control District**

Statistical Section

This part of the District's Annual Comprehensive Financial Report presents detailed information as a context for understanding what the information in the financial statements, note disclosures, and required supplementary information says about the District's overall financial health.

Financial Trends

This segment contains trend information to help the reader understand how the District's financial performance and has changed over time.

Revenue Capacity

This segment includes information to help the reader assess the District's most significant local revenue source, property tax.

Debt Capacity

This segment presents information to help the reader assess the affordability of the District's current levels of outstanding debt and the District's ability to issue additional debt in the future.

Economic and Demographic Information

This segment depicts demographic and economic indicators to help the reader understand the environment within which the District's financial activities take place.

Operating Information

This segment displays service and capital asset data to help the reader understand how the information in the District's financial report relates to the services the County provides and the activities it performs.

Sources: Unless otherwise stated, the information in this section is derived from the annual comprehensive financial reports for the relevant years.

This page intentionally left blank.

**SAN MATEO COUNTY MOSQUITO AND VECTOR CONTROL DISTRICT
NET POSITION BY COMPONENT
LAST 10 FISCAL YEARS**

	FY 2022	FY 2021	FY 2020	FY 2019	FY 2018	FY 2017	FY 2016	FY 2015	FY 2014	FY 2013
Governmental Activities										
Net Investment in Capital Assets	6,634,958	2,966,949	\$ 2,519,614	\$ 3,774,486	\$ 3,837,426	\$ 4,042,531	\$ 4,163,813	\$ 4,380,420	\$ 4,398,159	\$ 4,323,764
Restricted For Pension Contributions	110,183	125,133	110,425	-	-	-	-	-	-	-
Unrestricted	8,786,771	11,123,237	10,675,431	7,940,144	6,856,683	6,337,747	5,990,999	5,260,756	6,088,037	5,545,984
Total Governmental Activities Net Position	\$ 15,531,912	\$ 14,215,319	\$ 13,305,470	\$ 11,714,630	\$ 10,694,109	\$ 10,380,278	\$ 10,154,812	\$ 9,641,176	\$ 10,486,196	\$ 9,869,748
Primary Government										
Net Investment in Capital Assets	6,634,958	2,966,949	2,519,614	3,774,486	3,837,426	4,042,531	4,163,813	4,380,420	4,398,159	4,323,764
Restricted For Pension Contributions	110,183	125,133	110,425	-	-	-	-	-	-	-
Unrestricted	8,786,771	11,123,237	10,675,431	7,940,144	6,856,683	6,337,747	5,990,999	5,260,756	6,088,037	5,545,984
Total Primary Government Net Position	\$ 15,531,912	\$ 14,215,319	\$ 13,305,470	\$ 11,714,630	\$ 10,694,109	\$ 10,380,278	\$ 10,154,812	\$ 9,641,176	\$ 10,486,196	\$ 9,869,748

Source: District Financial Statements

**SAN MATEO COUNTY MOSQUITO AND VECTOR CONTROL DISTRICT
CHANGES IN NET POSITION
LAST 10 FISCAL YEARS**

	FY 2022	FY 2021	FY 2020	FY 2019	FY 2018	FY 2017	FY 2016	FY 2015	FY 2014	FY 2013
Net Position, Beginning of Period	\$ 14,215,319	\$ 13,305,470	\$ 11,714,830	\$ 10,694,109	\$ 10,380,278	\$ 10,154,812	\$ 9,641,176	\$ 10,486,196	\$ 9,869,748	\$ 9,136,002
Position Restatement				-	(242)	-		(1,638,095)		
Restated Net Position	\$ 14,215,319	\$ 13,305,470	\$ 11,714,830	\$ 10,694,109	\$ 10,380,036	\$ 10,154,812	\$ 9,641,176	\$ 8,848,101	\$ 9,869,748	\$ 9,136,002
Charges for Services	276,456	242,504	\$ 241,271	\$ 233,273	\$ 273,725	\$ 267,332	\$ 216,996	\$ 237,847	\$ 255,941	\$ 239,095
Service Abatement & Benefit Assmt.	2,210,858	2,142,695	2,113,152	2,128,402	2,092,299	1,986,021	1,890,221	1,888,317	1,879,605	1,878,858
General Revenue										
Taxes	3,958,021	3,651,017	3,477,414	3,263,495	2,951,298	2,688,885	2,503,908	2,309,119	2,063,621	1,911,046
Investment Earnings	(272,008)	(22,605)	363,015	150,110	65,816	75,861	67,152	47,466	38,884	36,958
Other Revenues	59,092	41,630	63,315	48,562	87,331	15,105	57,100	282,243	369,836	233,595
Gain On Disposal of Assets			792,569							
Total General Revenue	\$ 3,745,105	\$ 3,670,042	\$ 4,696,313	\$ 3,462,167	\$ 3,104,445	\$ 2,779,851	\$ 2,628,160	\$ 2,638,828	\$ 2,472,341	\$ 2,181,599
Total Revenue	\$ 6,232,419	\$ 6,055,241	\$ 7,050,736	\$ 5,823,842	\$ 5,470,469	\$ 5,033,204	\$ 4,735,377	\$ 4,764,992	\$ 4,607,887	\$ 4,299,552
Total Expenses	4,915,826	\$ 5,145,392	\$ 5,460,096	\$ 4,803,121	\$ 5,156,396	\$ 4,807,738	\$ 4,221,741	\$ 3,971,917	\$ 3,991,439	\$ 3,565,806
Change in Net Position	\$ 1,316,593	\$ 909,849	\$ 1,590,640	\$ 1,020,721	\$ 314,073	\$ 225,466	\$ 513,636	\$ 793,075	\$ 616,448	\$ 733,746
Net Position, End of Period	\$ 15,531,912	\$ 14,215,319	\$ 13,305,470	\$ 11,714,830	\$ 10,694,109	\$ 10,380,278	\$ 10,154,812	\$ 9,641,176	\$ 10,486,196	\$ 9,869,748

Prior Period Adjustment (FY 14-15) GASB 68 & 71 requirement to record a liability related to net pension liability.

Source: District Financial Statements

**SAN MATEO COUNTY MOSQUITO AND VECTOR CONTROL DISTRICT
FUND BALANCES OF GOVERNMENTAL FUNDS
LAST 10 FISCAL YEARS**

General Fund	FY 2022	FY 2021	FY 2020	FY 2019	FY 2018	FY 2017	FY 2016	FY 2015	FY 2014	FY 2013
Nonspendable	202,674	179,502	\$ 169,061	\$ 179,073	\$ 106,290	\$ 554,323	\$ 101,399	\$ 83,194	\$ 121,694	\$ 96,514
Restricted	110,183	125,133	110,425	105,707	-	-	-	-	-	-
Committed	800,000	800,000	800,000	800,000	800,000	241,061	218,744	208,780		
Assigned	2,784,670	5,500,000	4,750,000	2,745,567	1,650,000	2,610,000	3,032,028	494,399	579,510	536,210
Unassigned	4,104,060	3,655,744	3,864,573	3,325,759	3,308,140	1,535,947	1,287,876	6,715,903	6,282,403	5,571,099
Total Fund Balance	8,001,587	10,260,379	\$ 9,694,059	\$ 7,156,106	\$ 5,864,430	\$ 4,941,331	\$ 4,640,047	\$ 7,502,276	\$ 6,983,607	\$ 6,203,823

Source: District Financial Statements

Capital Projects Fund	FY 2022	FY 2021	FY 2020	FY 2019	FY 2018	FY 2017	FY 2016	FY 2015	FY 2014	FY 2013
Nonspendable	-									
Restricted	-									
Committed	-									
Assigned	749,944	1,022,269	913,273	745,567	na	na	na	na	na	na
Unassigned	-	-	-							
Total Fund Balance	749,944	1,022,269	\$ 913,273	\$ 745,567	\$ -	\$ -	\$ -	\$ -	\$ -	\$ -

* Capital Fund did not exist prior to FY 2018-19

**SAN MATEO COUNTY MOSQUITO AND VECTOR CONTROL DISTRICT
CHANGES IN FUND BALANCES OF GOVERNMENTAL FUNDS
LAST 10 FISCAL YEAR!**

	FY 2022	FY 2021	FY 2020	FY 2019	FY 2018	FY 2017	FY 2016 *	FY 2015	FY 2014	FY 2013
Beginning Fund Balance	\$ 11,282,648	\$ 10,591,708	\$ 7,156,106	\$ 5,864,430	\$ 4,941,331	\$ 4,640,047	\$ 7,502,276	\$ 6,983,607	\$ 6,203,823	\$ 5,226,316
Revenues										
Service Abatement Revenue	\$ 276,456	\$ 242,504	\$ 241,271	\$ 233,273	\$ 273,725	\$ 267,332	\$ 216,996	\$ 237,847	\$ 255,944	\$ 239,095
Special Benefit Assessment	1,631,961	1,655,926	1,627,009	1,624,577	1,579,436	1,499,338	1,428,542	1,427,237	1,419,272	1,419,107
Special Benefit Control Tax	487,599	486,768	486,144	485,759	491,930	486,683	461,679	461,080	460,330	459,751
Property Taxes	3,103,640	2,956,827	2,797,860	2,629,658	2,450,549	2,251,632	2,085,234	1,912,947	1,791,319	1,663,994
Other Tax Revenue	854,380	694,190	679,554	633,838	500,749	437,253	418,674	396,172	272,301	247,052
Investment Earnings	(272,008)	(22,605)	363,015	150,110	65,816	75,861	67,152	47,466	38,884	36,958
Other Revenue	150,391	41,630	63,313	66,629	108,264	15,105	57,100	282,243	369,836	233,595
Proceeds From Sale of Property			2,009,380	-	-	-	-	-	-	-
Lease Financing		102,743	12,932	-	-	-	-	-	-	-
Total Revenue	6,232,419	6,157,983	8,280,478	5,823,844	5,470,469	5,033,204	4,735,377	4,764,992	4,607,886	4,299,552
Other Financing Sources (Uses)	3,846,475	-	-	-	-	-	(3,482,886)	108,100	-	-
Expenditures										
Salaries & Benefits	\$ 3,452,317	\$ 3,477,118	\$ 3,413,212	\$ 3,204,327	\$ 3,125,648	\$ 3,403,468	\$ 2,743,329	\$ 2,813,791	\$ 2,559,438	\$ 2,219,512
Materials and Supplies	1,332,066	1,238,260	1,299,132	1,165,632	1,379,234	1,264,641	1,290,897	1,143,437	1,127,858	922,160
Capital Outlay	7,780,475	700,375	101,733	127,925	23,064	25,133	61,613	316,009	140,806	180,373
Debt Service										
Principal	\$ 23,001	45,772	22,050	25,965	14,281	38,192	18,395	80,735	-	-
Interest	\$ 22,152	5,518	8,749	8,319	5,143	486	486	451	-	-
Total Debt Service	\$ 45,153	\$ 51,290	\$ 30,799	\$ 34,284	\$ 19,424	\$ 38,678	\$ 18,881	\$ 81,186	-	-
Total Expenditures	\$ 12,610,011	\$ 5,467,043	\$ 4,844,876	\$ 4,532,168	\$ 4,547,370	\$ 4,731,920	\$ 4,114,720	\$ 4,354,423	\$ 3,828,102	\$ 3,322,045
Net Change in Fund Balance	\$ (2,531,117)	\$ 690,940	\$ 3,435,602	\$ 1,291,676	\$ 923,099	\$ 301,284	\$ (2,862,229)	\$ 518,669	\$ 779,784	\$ 977,507
Ending Fund Balance	\$ 8,751,531	\$ 11,282,648	\$ 10,591,708	\$ 7,156,106	\$ 5,864,430	\$ 4,941,331	\$ 4,640,047	\$ 7,502,276	\$ 6,983,607	\$ 6,203,823
Ratio of Debt Service to Non Capital Expenditures:	0.94%	1.09%	0.65%	0.78%	0.43%	0.83%	0.47%	2.05%	0.00%	0.00%

* In FY 15-16 adjustment to financing sources were adjusted to adjust with GASB requirements related to pension liabilities.

Source: District Financial Statements

**SAN MATEO COUNTY MOSQUITO AND VECTOR CONTROL DISTRICT
CAPITAL ASSETS
LAST 10 FISCAL YEARS**

	FY 2022	FY 2021	FY 2020	FY 2019	FY 2018	FY 2017	FY 2016	FY 2015	FY 2014	FY 2013
Land	\$ 3,854,525	\$ 91,167	\$ 91,167	\$ 710,889	\$ 710,889	\$ 710,889	\$ 710,889	\$ 710,889	\$ 710,889	\$ 710,889
Construction in Process	\$ -	\$ 348,315	-	-	-	25,133	181,960	159,600	-	83,419
Structures and Improvements	\$ 8,343,857	\$ 4,200,238	4061104	4,841,255	4,746,990	4,711,653	4,704,388	4,691,393	4,691,383	4,403,678
Furniture and Equipment	\$ 715,383	\$ 647,473	576614	758,673	742,021	767,830	764,379	741,840	689,560	652,359
Vehicles	\$ 808,019	\$ 1,017,115	884502	852,155	852,155	933,753	941,334	960,505	877,621	830,274
Vehicles - leased assets	\$ 161,188	\$ -	\$ -	\$ -	\$ -	\$ -	\$ -	\$ -	\$ -	\$ -
Software	\$ 215,486	\$ 215,486	215486	202,611	194,835	181,960	-	-	-	-
Total Capital Assets	\$ 14,098,458	\$ 6,519,794	\$ 5,828,873	\$ 7,365,583	\$ 7,246,890	\$ 7,331,218	\$ 7,302,950	\$ 7,264,227	\$ 6,969,453	\$ 6,680,619
Accumulated Depreciation	\$ (3,556,487)	\$ (3,427,257)	\$ (3,240,641)	\$ (3,513,161)	\$ (3,305,763)	\$ (3,269,493)	\$ (3,081,751)	\$ (2,808,026)	\$ (2,571,294)	\$ (2,356,855)
Total Net Capital Assets	\$ 10,541,971	\$ 3,092,537	\$ 2,588,232	\$ 3,852,422	\$ 3,941,127	\$ 4,061,725	\$ 4,221,199	\$ 4,456,201	\$ 4,398,159	\$ 4,323,764

Source: District Financial Statements

**County of San Mateo
Principal Employers Year 2020 and Year 2012**

Employer	Business Type	2020	2020	2020	2012	2012	2012
		No of Employees	Rank	% of County Employment	No of Employees	Rank	% of County Employment
Facebook Inc.	Social Network	17,000	1	4.14%			
Genentech Inc.	Biotechnology	12,000	2	2.93%	8,800	2	2.37%
United Airlines	Airline	7,894	3	1.92%	9,000	1	2.43%
Oracle Corp.	Hardware and Software	7,656	4	1.87%	7,000	3	1.89%
County of San Mateo	Government	5,683	5	1.39%	5,836	4	1.57%
Gilead Sciences Inc.	Biotechnology	4,190	6	1.02%	2,147	10	0.58%
YouTube	Online Video-Streaming	2,384	7	0.58%			
Sony Interactive Entertainment	Interactive	1,855	8	0.45%			
Robert Half International Inc.	Personnel Services	1,642	9	0.40%			
Alaska Airlines	Airline	1,591	10	0.39%			
Kaiser Permanente	Health Care				3,927	5	1.06%
Visa USA/Visa International	Global Payments				3,707	6	1.00%
Dignity Health	Health Care				2,832	7	0.76%
Mills-Peninsula Health Services	Health Care				2,500	8	0.67%
Safway Inc	Retail Grocer				2,250	9	0.61%
Total		<u>61,895</u>		<u>15.09%</u>	<u>47,999</u>		<u>12.94%</u>

Notes:

¹ The latest information available for principal employers in the County.

COUNTY OF SAN MATEO
Demographic and Economic Statistics Last Ten Years

<u>Year</u>	<u>Population</u> ¹ (January 1st)	<u>Total Personal</u> <u>Income</u> ⁵ (in millions)	<u>Per Capita</u> <u>Personal</u> <u>Income</u> ⁵	<u>Median</u> <u>Age</u> ⁴	<u>K-12</u> <u>Public School</u> <u>Enrollment</u> ²	<u>Average</u> <u>Unemployment</u> <u>Rate</u> ³
2012	740,738	\$ 64,765	\$ 87,523	39.6	\$93,674	7.0%
2013	750,489	65,656	87,501	39.3	93,931	5.7%
2014	758,581	71,027	93,802	39.4	94,667	4.2%
2015	759,155	78,525	102,639	39.8	95,187	3.3%
2016	765,895	82,681	107,670	39.5	95,502	3.3%
2017	770,256	90,766	118,047	39.9	95,620	2.9%
2018	772,372	98,568	128,230	39.9	95,155	2.5%
2019	774,231	102,803	134,107	39.9	94,234	2.2%
2020	771,061	n/a	n/a	n/a	93,554	10.8% ⁶
2021	765,245	n/a	n/a	n/a	90,315	5.0%

Sources:

¹ Data include retroactive revisions by the State of California Department of Finance, Demographic Research Unit.

² Data include retroactive revisions by the State of California Department of Education.

³ Data include retroactive revisions by the State of California Employment Development Department. Unemployment rates are non-seasonally adjusted for June.

⁴ U.S. Census Bureau, American Community Survey.

⁵ Data include retroactive revisions by the U.S. Department of Commerce Bureau of Economic Analysis.

⁶ Unemployment rate increased in FY 2020 due to COVID-19 pandemic.

Note:

All data are presented in calendar year except for public school enrollment and average unemployment rate. n/a - Information is unavailable.

COUNTY OF SAN MATEO

**Property Tax Levies and Collections Last Nine Fiscal Years
(In Thousands)**

Fiscal Year	Total Tax Levy for the Fiscal Year					Collections within the Fiscal Year of the Levy			Total Collections to Date	
	General Levy 1	Debt Service Levy 2				Total	Amount	Percentage of Levy	Collection In Subsequent Years	Amount
Countywide	Local Special Districts	Schools	Cities							
2013	\$ 1,496,295	\$ 1,235	\$ 137,591	\$ 5,442	\$ 1,640,563	\$ 1,615,533	98.47%	\$ 3,054	\$ 1,618,587	98.66%
2014	\$ 1,584,637	\$ 1,233	\$ 151,643	\$ 5,362	\$ 1,742,875	\$ 1,723,890	98.91%	\$ 2,203	\$ 1,726,093	99.04%
2015	\$ 1,672,818	\$ 1,237	\$ 179,632	\$ 5,347	\$ 1,859,034	\$ 1,838,579	98.90%	\$ 2,058	\$ 1,840,637	99.01%
2016	\$ 1,800,795	\$ 1,716	\$ 201,131	\$ 5,051	\$ 2,008,693	\$ 1,985,831	98.86%	\$ 3,950	\$ 1,989,781	99.06%
2017	\$ 1,936,533	\$ 1,636	\$ 224,731	\$ 4,865	\$ 2,167,765	\$ 2,142,107	98.82%	\$ 2,130	\$ 2,144,237	98.91%
2018	\$ 2,088,094	\$ 1,897	\$ 239,323	\$ 4,880	\$ 2,334,194	\$ 2,302,415	98.64%	\$ 2,810	\$ 2,305,225	98.76%
2019	\$ 2,254,498	\$ 2,742	\$ 242,669	\$ 4,908	\$ 2,504,817	\$ 2,483,644	99.15%	\$ 1,277	\$ 2,484,921	99.21%
2020	\$ 2,412,891	\$ 2,825	\$ 279,525	\$ 4,816	\$ 2,700,057	\$ 2,665,985	98.74%	\$ 9,861	\$ 2,675,846	99.10%
2021	\$ 2,580,836	2,824	\$ 282,494	\$ 9,823	\$ 2,875,977	\$ 2,848,982	99.06%	na	\$ 2,848,982	99.06%

Source: Controller's Office - County of San Mateo, California

Notes:

Data includes retroactive revisions based on corrections to the categorization and inclusion of certain property tax and debt service revenues.

1 Figures show general tax dollars from secured, unsecured, homeowners, unitary and utility assessment rolls after tax shifts to schools.

2 Figures represent debt service levy for the local taxing agencies.

3 Total taxes levied for each fiscal year are based on the original property value assessment rolls provided by the County Assessor's Office. n/a - Information is unavailable.

**SAN MATEO COUNTY MOSQUITO AND VECTOR CONTROL DISTRICT
 FULL AND PART TIME DISTRICT EMPLOYEES
 LAST 9 FISCAL YEARS**

	FY 2022	FY 2021	FY 2020	FY 2019	FY 2018	FY 2017	FY 2016	FY 2015	FY 2014
District Manager	1	1	1	1	1	1	1	1	1
Assistant Manager	0	0	1	1	1	1	1	1	1
Finance Director	1	1	1	1	1	1	1	1	1
Information Services Director	1	1	1	0	0	0	0	0	0
Public Health Education Officer	1	1	1	1	1	1	1	1	1
Accountant	1	1	1	1	1	1	1	1	1
Office Administrator	1	1	1	1	1	1	1	1	1
Facilities Maintenance Coordinator	1	1	1	1	1	1	1	1	1
Laboratory Director	1	1	1	1	1	1	1	1	1
Vector Ecologist	3	3	3	3	4	3	3	3	3
Laboratory Technician	1	1	1	1	1	1	1	1	1
Field Operations Director	1	1	0	0	0	0	0	0	0
Field Operations Supervisor	0	0	1	1	1	1	1	1	1
Vector Control Technician	9	9	8	8	8	8	8	8	8
Vector Control Technician/Mechanic	1	1	1	1	1	1	1	1	1
Total	23	23	23	22	23	22	22	22	22

Source: District Annual Reports

COUNTY OF SAN MATEO
Principal Property Assesseees
As of January 1, 2021 and January 1, 2012 (In Thousands)

<u>Assessee</u>	<u>Nature of Business</u>	<u>As of January 1, 2021</u>			<u>As of January 1, 2012</u>		
		<u>Taxable Assessed Value ¹</u>	<u>Rank</u>	<u>Percentage Assessed Value ²</u>	<u>Taxable Assessed Value ¹</u>	<u>Rank</u>	<u>Percentage Assessed Value</u>
Genentech Inc	Biotechnology	\$2,952,957	1	1.14%	\$ 1,802,360	1	1.24%
Gilead Sciences Inc	Biopharmaceutical	2,536,133	2	0.98%	411,348	6	0.28%
United Airlines Inc	Air Carrier	2,157,515	3	0.84%	1,285,796	2	0.89%
Hibiscus Properties LLC	Real Estate	1,968,833	4	0.76%			
Pacific Gas & Electric	Natural Gas	1,564,395	5	0.61%			
Google Inc	Technology	1,548,308	6	0.60%			
Facebook Inc	Technology	1,206,694	7	0.47%			
Alexandria Real Estate Slough	Real Estate	1,111,430	8	0.43%	282,853	10	0.20%
Slough	Lease	1,106,489	9	0.43%			
HCP Oyster Point III LLC	Biotechnology	795,928	10	0.31%			
Slough BTC	Lease				560,040	3	0.39%
Slough SSF LLC	Lease				447,097	4	0.31%
Oracle Corporation	Software				436,383	5	0.30%
Pacific Shores Investors	Investment				393,500	7	0.27%
Virgin America Inc	Air Carrier				330,609	8	0.23%
Well Real Estate Investment	Real Estate				318,783	9	0.22%
Total		\$16,948,682		6.57%	\$ 6,268,769		4.33%

Source: Controller's Office - County of San Mateo, California Notes:

¹ Taxable assessed value includes locally and state assessed real and personal properties.

² Total taxable assessed value as of January 1, 2021 was approximately \$257 billion.

**SAN MATEO COUNTY MOSQUITO AND VECTOR CONTROL DISTRICT
FOR FISCAL YEAR ENDED JUNE 30, 2022**

DIRECT AND OVERLAPPING DEBT AS OF JUNE 30, 2022 (dollars in thousands)

2021-22 Assessed Valuation: \$266,359,105

<u>DIRECT AND OVERLAPPING GENERAL FUND DEBT:</u>	<u>Debt Outstanding</u>	<u>Estimated Share of % Applicable (1)</u>	
San Mateo County General Fund Obligations	\$612,606	100. %	\$ 612,606
San Mateo County Board of Education Certificates of Participation	6,490	100.	6,490
City of Burlingame General Fund and Pension Obligation Bonds	44,450	100.	44,450
City of Daly City Pension Obligation Bonds	8,250	100.	8,250
City of Pacifica General Fund and Pension Obligation Bonds	20,490	100.	20,490
City of San Mateo General Fund Obligations	62,155	100.	62,155
City of South San Francisco General Fund Obligations	191,610	100.	191,610
Other City General Fund and Pension Obligation Bonds	80,246	100.	80,246
Midpeninsula Regional Open Space Park General Fund Obligations	99,706	32.540	32,446
Menlo Park Fire Protection District Certificates of Participation	9,275	100.	9,275
Woodside Fire Protection District General Fund Obligations	12,745	100.	12,745
Highland Recreation General Fund Obligations	2,161	100.	2,161
South San Francisco Unified School District Certificates of	2,980	100.	2,980
Jefferson Union High School District Certificates of Participation	47,490	100.	47,490
Portola Valley School District Certificates of Participation	1,099	100.	1,099
San Bruno Park School District General Fund Obligations	2,145	100.	2,145
San Mateo County Flood and Sea LRR District General Fund	14,675	100.	14,675
San Mateo County Mosquito & Vector Control District General Fund Obligations		100.	3,907,013
TOTAL GROSS DIRECT AND OVERLAPPING GENERAL FUND DEBT			\$5,058,326
Less: City Supported Obligations			13,615
Highlands Recreation Supported Obligations			1,711
TOTAL NET DIRECT AND OVERLAPPING GENERAL FUND DEBT			\$5,043,000

<u>OVERLAPPING TAX AND ASSESSMENT DEBT:</u>	Debt		Estimated Share of	
	Outstanding	% Applicable (1)		
San Mateo Community College District	\$733,897	100. %		\$ 733,897
Cabrillo Unified School District	115,675	100.		115,675
La Honda-Pescadero Unified School District	13,137	100.		13,137
South San Francisco Unified School District	164,132	100.		164,132
Jefferson Union High School District	250,808	100.		250,808
San Mateo Union High School District	665,231	100.		665,231
Sequoia Union High School District	475,140	100.		475,140
Belmont-Redwood Shores School and School Facilities Improvement	122,453	100.		122,453
Burlingame School District	163,366	100.		163,366
Hillsborough School District	70,535	100.		70,535
Jefferson School District	116,340	100.		116,340
Menlo Park City School District	122,783	100.		122,783
Millbrae School District	47,750	100.		47,750
Redwood City School District	177,986	100.		177,986
San Carlos School District	105,867	100.		105,867
San Mateo-Foster City School District	398,028	100.		398,028
Other School Districts	429,726	100.		429,726
Other Cities	136,880	100.		136,880
Midpeninsula Open Space Park District	84,575	32.5		27,522
Montara Sanitary District	6,145	100.		6,145
Community Facilities District	106,700	100.		106,700
1915 Act Bonds	7,653	100.		7,653
TOTAL OVERLAPPING TAX AND ASSESSMENT DEBT				\$4,457,754
<u>OVERLAPPING TAX INCREMENT DEBT (Successor Agencies):</u>	\$129,791	100.		\$129,791
TOTAL DIRECT DEBT (Capital Lease Obligations)				\$3,907,013
TOTAL GROSS OVERLAPPING DEBT				\$5,738,858 (2)
TOTAL NET OVERLAPPING DEBT				\$5,723,532
GROSS COMBINED TOTAL DEBT				\$9,645,871 (2)
NET COMBINED TOTAL DEBT				\$9,630,545

(1) Percentage of overlapping agency's assessed valuation located within the boundaries of the county.

(2) Excludes enterprise revenue, mortgage revenue, tax and revenue anticipation notes, and non-bonded capital lease

Ratios to 2021-22 Assessed Valuation:

Total Direct Debt (\$3,825) 0.001%

Total Overlapping Tax and Assessment Debt..... 1.67 % Gross Combined Total Debt

..... 2.16 %

Ratios to Redevelopment Successor Agencies Incremental Valuation (\$27,996,285): Total Overlapping Tax Increment Debt

0.46 %

COUNTY OF SAN MATEO
Direct and Overlapping Property Tax Rates Last Ten Fiscal Years
(rate per \$100 of assessed value)

Fiscal Year³	Direct Rate¹ County	Overlapping Rates²				Total
	General	Districts	Schools	Cities		
2012	1.0000	0.0009	0.1057	0.0042		1.1108
2013	1.0000	0.0009	0.1057	0.0042		1.1108
2014	1.0000	0.0009	0.1100	0.0039		1.1148
2015	1.0000	0.0008	0.1234	0.0037		1.1279
2016	1.0000	0.0011	0.1284	0.0032		1.1327
2017	1.0000	0.0010	0.1333	0.0029		1.1372
2018	1.0000	0.0010	0.1315	0.0027		1.1352
2019	1.0000	0.0014	0.1235	0.0025		1.1274
2020	1.0000	0.0013	0.1328	0.0023		1.1364
2021	1.0000	0.0013	0.1254	0.0044		1.1311

Source: Controller's Office - County of San Mateo, California

Notes:

¹ On June 6, 1978, California voters approved a constitutional amendment to Article XIII A of the California Constitution, commonly known as Proposition 13, that limits the taxing power of California public agencies. Legislation enacted to implement Article XIII A (Statutes of 1978, Chapter 292, as amended) which provides that notwithstanding any other law, local agencies may not levy property taxes except to pay debt service on indebtedness approved by voters prior to July 1, 1978. Proposition 13 allows each county to levy a maximum tax of \$1 per \$100 of full cash value. Full cash value is equivalent to assessed value pursuant to Statutes of 1978, Senate Bill 1656.

² These overlapping rates are in addition to the County rate, but only apply to taxpayers within the borders of the local special districts, schools, and cities that lie within the County.

³ Data includes retroactive revisions based on corrections to the categorization and inclusion of certain property tax rates.

COUNTY OF SAN MATEO
Assessed Value of Taxable Property Last Ten Fiscal Years
(In Thousands)

<u>Fiscal Year</u>	Real Property ²	Personal Property	Less: Tax Exempt Real Property	Plus: Tax Exempt Homeowner	Total Taxable Assessed Value ¹	% of Change Total Taxable Assessed Value	Total Direct Tax Rate
2012	\$ 142,561,543	\$ 6,193,886	\$ 4,849,067	\$ 915,997	\$ 144,822,359	1%	1%
2013	146,967,831	6,381,748	4,624,208	904,167	149,629,538	3%	1%
2014	156,221,561	6,389,447	5,036,955	889,732	158,463,785	6%	1%
2015	165,062,426	6,573,444	5,235,533	878,430	167,278,767	6%	1%
2016	177,738,379	6,972,721	5,501,611	870,020	180,079,509	8%	1%
2017	190,856,437	7,313,377	5,376,465	859,960	193,653,309	8%	1%
2018	205,112,738	8,339,059	5,492,569	850,200	208,809,428	8%	1%
2019	221,992,874	9,209,736	6,595,761	842,934	225,449,783	8%	1%
2020	238,245,297	9,777,421	7,568,631	835,055	241,289,142	7%	1%
2021	255,589,248	9,623,584	7,955,611	826,415	258,083,636	7%	1%
10 year % of Change	79.28%	55.37%	64.06%	-9.78%	78.21%		
	Total Taxable Assessed Value						

Source: Assessor's Office - County of San Mateo, California Notes:

¹ Article XIII A, added to the California Constitution by Proposition 13 in 1978, fixed the base for valuation of property that is subject to taxes at the full cash value that appeared on the Assessor's 1975-76 assessment roll. Thereafter, full cash value can be increased to reflect:

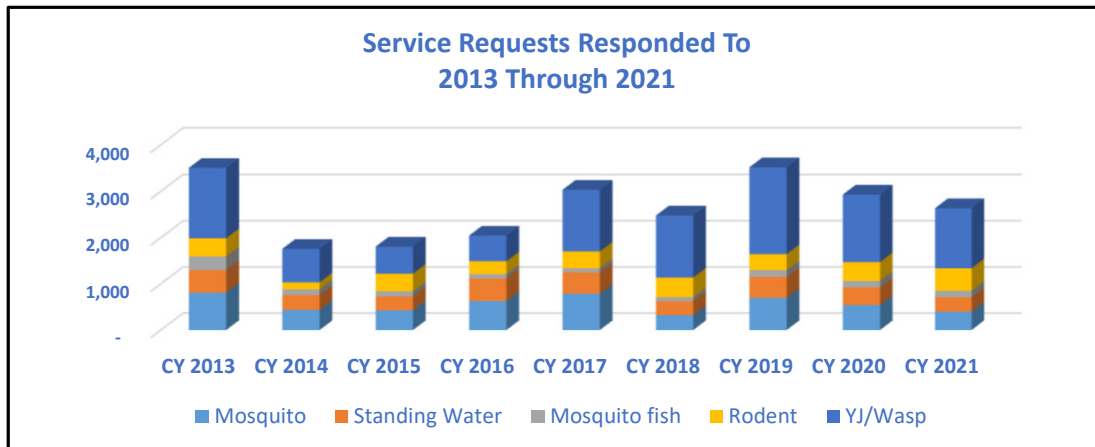
- a) annual inflation up to 2%,
- b) current market value at time of ownership change, and
- c) market value for new construction.

² Value of taxable property in the County is not reassessed annually. Reassessment normally occurs when ownership changes.

**SAN MATEO COUNTY MOSQUITO AND VECTOR CONTROL DISTRICT
PERFORMANCE MEASURES CALENDAR YEAR (CY) 2013-2021**

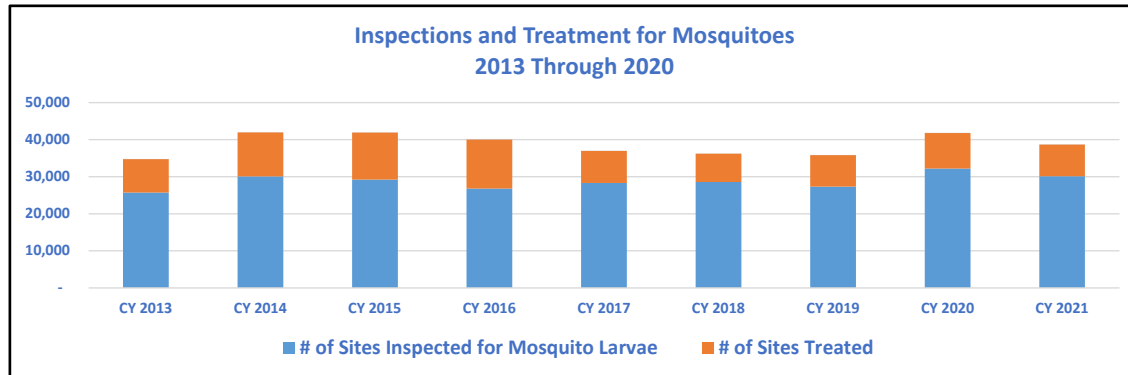
	CY 2013	CY 2014	CY 2015	CY 2016	CY 2017	CY 2018	CY 2019	CY 2020	CY 2021
Surveillance for Mosquitoes									
Trapping Effort - # of CO2 trap nights	486	2,015	1,715	1,154	1,030	1,129	1,355	1,604	1,521
Trapping Effort - # of trap nights (non-CO2 traps)	1,591	7,601	12,207	6,444	15,526	19,516	17,450	20,259	16,104
Number of Autocidal Gravid Ovitrap trap nights	-	3,424	3,861	994	-	-	-	-	-
Number of BG-Gravid Autocidal trap nights	-	-	-	-	-	175	2,047	1,299	753
Number of BG-Sentinel trap nights	-	60	-	12	16	42	14	10	-
Number of Reiter-Cummings Gravid trap nights	-	-	-	-	-	-	171	109	2
Number of ovicup trap nights	685	2,838	7,002	4,322	14,720	19,299	15,218	18,841	15,349
Number of New Jersey Light Trap trap nights	906	1,279	1,344	1,116	790	-	-	-	-
Number of Larval Samples submitted and identified	498	929	871	782	590	456	1,079	821	1,075
Inspections and Treatments for Mosquitoes									
# of Sites Inspected for Mosquito Larvae	25,713	30,093	29,213	26,780	28,314	28,558	27,329	32,212	30,108
# of Sites Treated	9,036	11,847	12,692	13,214	8,629	7,639	8,509	9,567	8,581
% of sources positive for mosquito larvae	35%	39%	43%	49%	30%	27%	31%	30%	29%
Surveillance for West Nile Virus									
Number of Human cases	-	-	-	-	-	-	-	-	1
Number of Dead birds tested	62	147	158	111	79	123	63	85	78
Number of Sentinel Chickens maintained per season	10	19	27	29	30	14	14	14	14
Sentinel Chicken samples tested	480	385	407	418	420	186	198	171	168
Number of mosquito pools tested	175	435	204	244	4	131	118	267	127
Surveillance for Rodent-borne Disease									
Number of Rodents tested (Hantavirus, Plague)	32	15	18	70	43	54	19	-	-
Surveillance for Tick-borne Disease									
Number of tick collection Dates	19	32	31	22	32	59	47	40	41
Number of Ticks collected	1,166	2,448	3,164	2,450	3,051	7,589	5,748	2,904	5,015
Number of tick pools tested	140	533	652	1,029	973	1,063	1,264	586	891

**SAN MATEO COUNTY MOSQUITO AND VECTOR CONTROL DISTRICT
SERVICE REQUESTS**



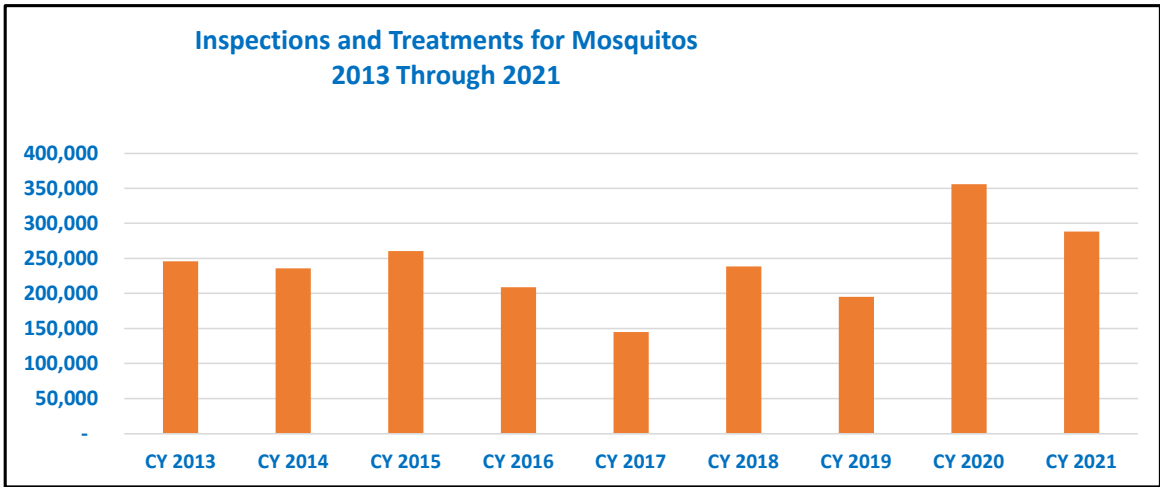
	CY 2013	CY 2014	CY 2015	CY 2016	CY 2017	CY 2018	CY 2019	CY 2020	CY 2021
Mosquito	809	437	429	630	784	321	696	540	399
Standing Water	491	321	300	488	465	304	452	383	311
Mosquito fish	293	122	109	90	89	85	150	141	140
Rodent	396	153	383	281	364	428	344	408	488
YJ/Wasp	1,515	725	586	556	1,328	1,339	1,873	1,456	1,296
Grand Total	3,504	1,758	1,807	2,045	3,030	2,477	3,515	2,928	2,634

SAN MATEO COUNTY MOSQUITO AND VECTOR CONTROL DISTRICT
TREATMENT AND INSPECTIONS BY YEAR



	CY 2013	CY 2014	CY 2015	CY 2016	CY 2017	CY 2018	CY 2019	CY 2020	CY 2021
# of Sites Inspected for Mosquito Larvae	25,713	30,093	29,213	26,780	28,314	28,558	27,329	32,212	30,108
# of Sites Treated	9,036	11,847	12,692	13,214	8,629	7,639	8,509	9,567	8,581
% of sources positive for mosquito larvae	35%	39%	43%	49%	30%	27%	31%	30%	29%

**SAN MATEO COUNTY MOSQUITO AND VECTOR CONTROL DISTRICT
CATCH BASINS TREATED FOR MOSQUITOS**



Treatments:	CY 2013	CY 2014	CY 2015	CY 2016	CY 2017	CY 2018	CY 2019	CY 2020	CY 2021
# of Catch Basins Treated for Mosquitoes	245,738	235,968	260,248	208,895	144,905	238,541	195,132	356,000	288,176



Item 6C

**Monthly Financial Report
Month Ending September 30, 2022**

Staff Recommendation: Motion to recommend approval of the September 30, 2022, Financial Report.

Statement of Revenues, Expenditures, and Change in Fund Balance

Total revenues received from July 1 through September 2022 (YTD) were \$ 392.4 thousand; total expenditures YTD were \$ 1.8 million, and the change in fund balance was (\$ 1.4) million. The District had \$ 6.7 million in cash available in County Treasury.

	General	Capital	Total
	Fund	Fund	Funds
Beginning Fund Balance 7/1/2022:	\$ 8,001,587	\$ 749,944	\$ 8,751,531
Revenues/Resources	\$ 392,409	\$ -	\$ 392,409
Due To (From) Funds	\$ (276,044)	\$ 276,044	\$ -
Expenditures	\$ 1,746,502	\$ 59,443	\$ 1,805,945
Change in Fund Balance	(1,630,136)	216,601	\$ (1,413,536)
* Ending Fund Balance	\$ 6,371,451	\$ 966,545	\$ 7,337,995

* Components of Fund Balance:			
Nonspendable (Inventory)	\$ 143,930.00	\$ -	\$ 143,930.00
Assigned (Capital Improvements)	-	966,545	966,545
Public Health Emergency Fund	800,000	-	800,000
Natural Disaster Emergency Fund	650,000	-	650,000
Real Property Acquisiton Fund	1,134,670	-	1,134,670
Debt Service Repayment Fund	1,000,000	-	1,000,000
Unrestricted Fund Balance	2,642,851	-	2,642,851
Total	\$ 6,371,451	\$ 966,545	\$ 7,337,995

Budget Variances

Revenues

Actual revenues received through September 30, 2022, were over budget by \$ 24,718 resulting from the receipt of a portion of excess ERAF in August 2022 as well as timing differences of other revenue sources.



Expenditures

Expenditures through September 2022, were under budget by \$ 146,329 primarily due to the timing of expenditures contained in the table below:

Salaries & Wages	Under	\$22,370	96.9%	Adjustment for year end payroll accruals also new employees costs under budgeted positions.
Administration	Under	\$54,001	63.8%	Timing of engineering, legal, stormwater, and audit expenditures.

The Board's budget level of control is at the category level, for example Salaries, Benefits, Admin., Operations, etc. The above table provides explanations for variances over \$15,000.

Questions

Please direct all inquiries related to this financial reporting package to the District Manager, Brian Weber, before the board meeting to allow for adequate research. He can be reached at the District office at (650) 344-8592 or via email at bweber@smcmvcd.org.

Approval

This month's financial statements are fairly presented. The District Manager and Finance Director approved all disbursements and the monthly bank reconciliation. A Board Officer and the District Manager signed all checks.



Attachments:

1. Statement of Financial Position/Balance Sheet
2. Statement of Revenues, Expenditures and Change in Fund Balance
3. Budget Variance Reports

Month

YTD

YTD compared with adopted budget

4. Accounts Receivable Aging Summary

On the September 2022 summary, accounts receivable outstanding greater than 90 days total is \$ 75,198 primarily consisting of amounts due from San Francisco International Airport (\$1,020), City of San Francisco Parks Department (\$7,954), and Dewey Pest Control (\$ 66,080). Staff is presently contacting these agencies to expedite collection.

5. Cash Activity & Reconciliation to County

The District's accounting system is fully reconciled with the County statement.

6. Payroll Disbursement

All payroll disbursements were made to employees and trustees for their monthly stipends. All employees were paid per District salary and wage schedule and longevity policies.

7. Check Detail

This month, the District wrote General Fund checks numbers from 22128 to 22193. Last month's check number ended at 22127. All checks written were to vendors on account, retired employees, or reimbursements to current employees, per District policy. In September 2022, 66 checks written from the General Fund totaled \$ 180,237.73. In addition, the District wrote 1 check from the Capital Fund totaling \$ 3,120.50 (check number 1092)

8. Purchase Card Report and Bank Statement

All card purchases for the month were from commercial vendors and met the District purchase card policy. A copy of the purchase card bank statement is attached. Also, descriptions of all purchases from Amazon are included in the attached detailed purchase card transactions report.

San Mateo County Mosquito & Vector Control District
 Balance Sheet
 As of Sep 30, 2022

	Total Sep 30, 22	General Fund	Capital Fund
ASSETS			
Current Assets			
Checking/Savings			
1010 · Cash-County Treasury-GF x2706	5,767,402	5,767,402	
1015 · Checking -Union Bank - GF x9757	(1,454)	(1,454)	
1020 · Cash-County Treasury-CPF x2705	966,004		966,004
1025 · Checking -Union Bank - CPF x6913	-		-
1016 · County Funds - FMV	(259,384)	(259,925)	541
1030 · Petty Cash	400	400	
1035 · PARS Pension Rate Stabilization	110,183	110,183	
Total Checking/Savings	6,583,153	5,616,607	966,545
Accounts Receivable			
1100 · Accounts Receivable	165,229	165,229	
1105 · Interest Receivable	-	-	-
Total Accounts Receivable	165,229	165,229	-
Other Current Assets			
1220 · VCJPA-Member Contingency Fund	475,622	475,622	
1230 · Pesticide Inventory	176,476	176,476	
Total Other Current Assets	652,098	652,098	-
Total Current Assets	7,400,479	6,433,934	966,545
TOTAL ASSETS	7,400,479	6,433,934	966,545
LIABILITIES & FUND BALANCE			
Liabilities			
Current Liabilities			
Accounts Payable			
2000 · Accounts Payable	62,484	62,484	-
Total Accounts Payable	62,484	62,484	-
Credit Cards			
1040 · US Bank Purchase Card	-	-	-
Total Credit Cards	-	-	-
Other Current Liabilities			
2200 · Accrued Wages	-	-	-
Total Other Current Liabilities	-	-	-
Total Current Liabilities	62,484	62,484	-
Total Liabilities	62,484	62,484	-
Fund Balance			
Beginning Fund Balance, 7/1/2022	8,751,531	8,001,587	749,944
Due To (From) Funds	-	(276,044)	276,044
Revenues Over Expenditures	(1,413,536)	(1,354,092)	(59,443)
Ending Fund Balance *	7,337,995	6,371,451	966,545
TOTAL LIABILITIES & FUND BALANCE	7,400,479	6,433,935	966,545
* COMPONENTS OF ENDING FUND BALANCE			
Nonspendable (Inventory)	143,930	143,930	-
Assigned (Capital Improvements)	966,545	-	966,545
Public Health Emergency Fund	800,000	800,000	-
Natural Disaster Emergency Fund	650,000	650,000	-
Real Property Acquisiton Fund	1,134,670	1,134,670	-
Debt Service Repayment Fund	1,000,000	1,000,000	-
Unrestricted Fund Balance (Includes Working Capital)	2,642,851	2,642,851	-
Total Fund Balance	7,337,995	6,371,451	966,545

Statement of Revenues, Expenditures Budget vs. Actual
July 2022 through June 2023

Month of Report:
Sep, 2022

GENERAL FUND:

Ordinary Revenues/Expenditures

Revenues

	Annual Budget	YTD Actual	Annual Variance	%	YTD Budget	YTD Variance	%	Monthly Budget	Monthly Actual	Monthly Variance	%
Total 4000 · PROGRAM REVENUES	2,452,750	107,968	(2,344,782)	4.4%	95,001	12,967	113.6%	31,734	35,350	3,616	111.4%
Total 4100 · PROPERTY TAX REVENUES	3,197,480	11,343	(3,186,137)	0.4%	122,099	(110,756)	9.3%	121,881	11,343	(110,538)	9.3%
Total 4200 · OTHER TAX REVENUES	841,578	272,290	(569,288)	32.4%	119,341	152,949	228.2%	119,341	-	(119,341)	0.0%
Total 4300 · OTHER REVENUES	187,848	808	(187,040)	0.4%	31,250	(30,442)	2.6%	31,250	169	(31,081)	0.5%

Total Revenues	6,679,656	392,409	(6,287,247)	5.9%	367,691	24,718	106.7%	304,206	46,863	(257,343)	15.4%
-----------------------	------------------	----------------	--------------------	-------------	----------------	---------------	---------------	----------------	---------------	------------------	--------------

Expenditures

Total 5000 · SALARIES & WAGES	3,031,167	705,296	2,325,871	23.3%	727,666	(22,370)	96.9%	332,424	348,486	16,062	104.8%
Total 5100 · EMPLOYEE BENEFITS	887,416	329,382	558,034	37.1%	330,739	(1,357)	99.6%	61,853	49,069	(12,784)	79.3%
Total 5200 · TRAINING - BOARD & STAFF	87,973	14,795	73,178	16.8%	23,067	(8,272)	64.1%	19,804	4,840	(14,964)	24.4%
Total 5300 · ADMINISTRATION	593,988	95,333	498,655	16.0%	149,334	(54,001)	63.8%	75,677	28,993	(46,684)	38.3%
Total 5400 · INSURANCE	143,254	138,306	4,948	96.5%	143,254	(4,948)	96.5%	-	-	-	0.0%
Total 5450 · COMPUTER HARDWARE & SOFTWARE	70,365	11,684	58,681	16.6%	9,115	2,569	128.2%	3,036	659	(2,377)	21.7%
Total 5500 · FACILITIES MAINTENANCE	51,547	10,987	40,560	21.3%	12,883	(1,896)	85.3%	4,296	3,678	(618)	85.6%
Total 5550 · UTILITIES	77,617	14,514	63,104	18.7%	19,396	(4,883)	74.8%	6,469	4,385	(2,084)	67.8%
Total 5600 · FLEET MAINTENANCE	59,891	18,991	40,900	31.7%	14,972	4,019	126.8%	4,991	2,708	(2,283)	54.3%
Total 5700 · OPERATIONS	262,067	55,637	206,430	21.2%	65,516	(9,879)	84.9%	21,839	24,879	3,040	113.9%
Total 5800 · LABORATORY	85,668	14,892	70,776	17.4%	22,371	(7,479)	66.6%	7,033	5,420	(1,613)	77.1%
Total 5900 · PUBLIC OUTREACH	125,820	18,592	107,228	14.8%	31,455	(12,863)	59.1%	10,485	1,998	(8,487)	19.1%
Total 6500 · DEBT SERVICE	330,000	318,094	11,906	96.4%	330,000	11,906	96.4%	-	-	-	0.0%

Total Expenditures	5,806,773	1,746,502	(4,060,271)	30.1%	1,879,768	(133,266)	92.9%	547,907	475,115	(72,792)	86.7%
---------------------------	------------------	------------------	--------------------	--------------	------------------	------------------	--------------	----------------	----------------	-----------------	--------------

General Fund Net Revenues Over Expenditures	872,883	(1,354,092)	(2,226,975)		(1,512,077)	157,985		(243,701)	(428,253)	(184,552)	
--	----------------	--------------------	--------------------	--	--------------------	----------------	--	------------------	------------------	------------------	--

CAPITAL IMPROVEMENT FUND:

Total 6000 · CAPITAL IMPROVEMENTS REVENUE	-	-	-	0.0%	-	-	0.0%	-	-	-	0.0%
Total 6000 · CAPITAL IMPROVEMENTS EXPENDITURES	2,007,554	59,443	1,948,111	3.0%	72,506	(13,063)	82.0%	4,166	3,147	(1,019)	75.5%

Capital Improvement Fund Net Revenue Over Expenditures	(2,007,554)	(59,443)	1,948,111		(72,506)	13,063		(4,166)	(3,147)	1,019	
---	--------------------	-----------------	------------------	--	-----------------	---------------	--	----------------	----------------	--------------	--

San Mateo County Mosquito & Vector Control District
A/R Aging Summary
 As of September 30, 2022

09/30/2022

	<u>Current</u>	<u>1 - 30</u>	<u>31 - 60</u>	<u>61 - 90</u>	<u>> 90</u>	<u>TOTAL</u>
California Invasive Plant Council	14,174.43	7,912.81	0.00	6,861.40	0.00	28,948.64
City of Foster City	5,883.18	8,540.11	0.00	0.00	0.00	14,423.29
City of Pacifica Public Works Wastewater	156.16	234.24	0.00	0.00	0.00	390.40
City of Redwood City, Public Works	3,914.58	3,671.74	0.00	0.00	0.00	7,586.32
City of San Francisco, Parks	5,856.27	6,594.63	0.00	7,411.42	7,953.61	27,815.93
City of San Francisco, Public Utilities	193.68	299.33	0.00	0.00	0.00	493.01
City of San Mateo, Wastewater Treatment	256.17	170.78	0.00	0.00	0.00	426.95
City of South San Francisco Water Quality	166.36	161.26	0.00	0.00	0.00	327.62
Dewey Pest Control	0.00	0.00	0.00	0.00	66,080.00	66,080.00
San Francisco Int'l Airport	0.00	268.18	0.00	7,705.57	1,020.29	8,994.04
Sewer Authority Mid-Coastside	234.24	156.16	0.00	0.00	0.00	390.40
Silicon Valley Clean Water	327.80	489.32	0.00	0.00	144.42	961.54
Stanford University - Jasper Ridge	4,187.25	4,203.41	0.00	0.00	0.00	8,390.66
TOTAL	<u>35,350.12</u>	<u>32,701.97</u>	<u>0.00</u>	<u>21,978.39</u>	<u>75,198.32</u>	<u>165,228.80</u>

San Mateo County Mosquito & Vector Control District
A/R Aging Summary
 As of October 27, 2022

10/27/2022

	<u>Current</u>	<u>1 - 30</u>	<u>31 - 60</u>	<u>61 - 90</u>	<u>> 90</u>	<u>TOTAL</u>
California Invasive Plant Council	0.00	14,174.43	7,912.81	6,861.40	0.00	28,948.64
City of Foster City	0.00	5,883.18	0.00	0.00	0.00	5,883.18
City of Pacifica Public Works Wastewater	0.00	156.16	0.00	0.00	0.00	156.16
City of Redwood City, Public Works	0.00	3,914.58	3,671.74	0.00	0.00	7,586.32
City of San Francisco, Parks	0.00	5,856.27	6,594.63	7,411.42	7,953.61	27,815.93
City of San Francisco, Public Utilities	0.00	193.68	0.00	0.00	0.00	193.68
City of San Mateo, Wastewater Treatment	0.00	256.17	0.00	0.00	0.00	256.17
City of South San Francisco Water Quality	0.00	166.36	0.00	0.00	0.00	166.36
Dewey Pest Control	0.00	0.00	0.00	0.00	66,080.00	66,080.00
San Francisco Int'l Airport	0.00	0.00	0.00	0.00	1,020.29	1,020.29
Sewer Authority Mid-Coastside	0.00	234.24	0.00	0.00	0.00	234.24
Silicon Valley Clean Water	0.00	327.80	0.00	0.00	0.00	327.80
Stanford University - Jasper Ridge	0.00	4,187.25	4,203.41	0.00	0.00	8,390.66
TOTAL	<u>0.00</u>	<u>35,350.12</u>	<u>22,382.59</u>	<u>14,272.82</u>	<u>75,053.90</u>	<u>147,059.43</u>

San Mateo County Mosquito and Vector Control District
 Cash Activity & Reconciliation to County Statement
 General Fund
 September 30, 2022

GF-Sep
2022

Beginning Cash per District as of Aug 31, 2022	6,225,793
Reductions	
Payroll Related (ADP)	(312,989)
Checks Written	(180,238)
Bank Fee	(59)
Transfer-Out to Capital Fund	-
Total Reductions	(493,286)
Additions	
Quarterly Interest	-
Abatement Services	21,926
Property Tax Revenue	-
ERAF Rebate	11,343
RDA/RPTTF	-
Special Benefit Assessment	-
Special Mosquito Tax	-
Other In-Lieu Tax Distribution	-
Misc Deposits	169
Total Additions	33,439
Ending Cash per District as of Sep 30, 2022	5,765,946
Cash per County General Fund Statement	5,765,946
Difference	-

COUNTY OF SAN MATEO Verbose [D E T A I L E D T R I A L B A L A N C E] 09/01/2022-09/30/2022 Page 2
 TUE, OCT 11, 2022, 7:47 AM --req: VALENCIR--leg: GL JL--loc: CONTROL---job:15751681 J139----prog: GL501 <1.86>--report id: GLTBAL01

SORT ORDER: SUB ACCT within SUB UNIT

SELECT ORG SUB UNIT: 02705-02706

Lg SUB UNIT Title	Director	St Tr	FDGP	FUND	SUB FUND DEPT	DIVISION	SECTION	PROGRAM	BUDGET
GL 02706 County Mosquito Abatemen	Controller	A	07	02706	02706 00140	00000	00000	00000	00000
=====									
SUB ACCT	Date	Primary Ref.	Transaction Description	Debit	Credit	Balance			
=====									
0111 Claim on Cash			Prior to 09/01/22	7,836,319.11	1,610,525.86	6,225,793.25			
	09/01/22	SPS9012	AutoID: ITX901B2 Job: 15676 JE	2,800.38	0.00	6,228,593.63			
	09/13/22	RJ15CFT2	Daily Cash Float Tsfr-Op Fd JE	14,705.06	0.00	6,243,298.69			
	09/21/22	JE526404	AutoID: JHC920A2 Job: 15714 JE	0.00	59.26	6,243,239.43			
	09/27/22	RJ15CFT2	Daily Cash Float Tsfr-Op Fd JE	7,390.32	0.00	6,250,629.75			
	09/28/22	SPS9282	AutoID: ITX928A2 Job: 15724 JE	8,542.97	0.00	6,259,172.72			
	09/29/22	JE526740	AutoID: JRV929C2 Job: 15739 JE	0.00	493,226.35	5,765,946.37			
		DR	* SUB ACCT Total *	7,869,757.84*	2,103,811.47*	5,765,946.37*			

San Mateo County Mosquito and Vector Control District
 Cash Activity & Reconciliation to County Statement
 Capital Project Fund
 September 30, 2022

CPF-Sep 2022

Beginning Cash per District as of Aug 31, 2022	969,151
Reductions	
Checks Written	(3,121)
Bank Fee	(26)
Transfer-Out to General Fund	-
Total Reductions	<u>(3,147)</u>
Additions	
Quarterly Interest	-
Transfer-In from General Fund	-
Total Additions	<u>-</u>
 Ending Cash per District as of Sep 30, 2022	 <u><u>966,004</u></u>
 Cash per County Capital Project Fund Statement	 966,004
Difference	-

COUNTY OF SAN MATEO Verbose [D E T A I L E D T R I A L B A L A N C E] 09/01/2022-09/30/2022 Page 1
 TUE, OCT 11, 2022, 7:47 AM --req: VALENCIR--leg: GL JL--loc: CONTROL---job:15751681 J139----prog: GL501 <1.86>--report id: GLTBAL01

SORT ORDER: SUB ACCT within SUB UNIT

SELECT ORG SUB UNIT: 02705-02706

Lg SUB UNIT Title	Director	St Tr	FDGP	FUND	SUB FUND	DEPT	DIVISION	SECTION	PROGRAM	BUDGET
GL 02705 SMC Mosq Abate-CP Proj F	Controller	A	07	02705	02705	00140	00000	00000	00000	00000

SUB ACCT	Date	Primary Ref.	Transaction Description	Debit	Credit	Balance
0111 Claim on Cash			Prior to 09/01/22	1,025,447.85	56,296.50	969,151.35
	09/21/22	JE526404	AutoID: JHC920A2 Job: 15714 JE	0.00	26.39	969,124.96
	09/29/22	JE526740	AutoID: JRV929C2 Job: 15739 JE	0.00	3,120.50	966,004.46
	DR		* SUB ACCT Total *	1,025,447.85*	59,443.39*	966,004.46*

San Mateo County Mosquito and Vector Control District
ADP Payroll Disbursement
September 30, 2022

Sep 2022

	<u>September 2, 2022</u>	<u>September 16, 2022</u>	<u>September 30, 2022</u>	Footnotes:
Payroll ACH Disbursement (including Net Pay & Taxes)				
Total Net Pay	75,241	74,980	81,950	
Federal W/H Tax	13,969	13,890	15,699	
Social Security Tax	1,360	1,307	1,547	A
Medicare	3,334	3,321	3,402	
CA W/H Tax	5,809	5,777	6,521	
CA SUI/DI	1,369	1,270	1,298	
Total	101,081	100,545	110,416	
ADP Process Fee PPE 7/30, 8/13 & 8/27	263	259	259	
ADP Time & Attend Processing Chrg	-	164	-	
Total amount for the period	101,344	100,969	110,675	
Total amount for the month:			312,989	

Footnotes:

A. Social Security expenditure incurred for seasonal employees and Trustees stipends

**San Mateo County Mosquito & Vector Control District
Check Detail**

September 2022

GF-Sep 2022

Num	Date	Name	Memo	Account	Original Amount
22128	09/08/2022	Charles P. Hansen	Retiree Health Insurance Reimb-Sep '22	1015 · Checking -Union Bank - GF x9757	-553.03
09012022	09/01/2022		Retiree Health Insurance Reimb-Sep '22	5160 · Retirees - HRA & Medical Reimb	553.03
TOTAL					553.03
22129	09/08/2022	Dennis J Jewell	Retiree Health Insurance Reimb-Sep '22	1015 · Checking -Union Bank - GF x9757	-553.03
09012022	09/01/2022		Retiree Health Insurance Reimb-Sep '22	5160 · Retirees - HRA & Medical Reimb	553.03
TOTAL					553.03
22130	09/08/2022	Great-West Life & Annuity Co	Group No. 98368	1015 · Checking -Union Bank - GF x9757	-6,180.73
08272022	08/27/2022		Employee Deferred Comp PPE 08/27/2022	5185 · Actives - Deferred Compensation	6,180.73
TOTAL					6,180.73
22131	09/08/2022	San Mateo County Retirement Assoc.	SM M.A.D.	1015 · Checking -Union Bank - GF x9757	-20,736.96
08272022	08/27/2022		Employee Contribution Pay Period 08/14/2022-08/25/2022	5115 · Retirement - Employee Contribut	8,901.08
			Employer Contribution Pay Period 08/14/2022-08/25/2022	5110 · Retirement - Employer Contribut	11,835.88
TOTAL					20,736.96
22132	09/08/2022	U.S. Bank PARS Account # 6746022400	Agency Name: San Mateo County Mosquito & Vector Control District	1015 · Checking -Union Bank - GF x9757	-572.18
6746022400-PP8-27-22	08/27/2022		Alternate Retirement System for Richard Arrow PPE 5116	5116 · Alternate Retire-Employee Contr	572.18
TOTAL					572.18
22133	09/08/2022	Angela Nakano	Per Diem @ CSDA Leadership Conf 9/18-9/21/2022	1015 · Checking -Union Bank - GF x9757	-276.50
CSDA Leadrshp09-2022	09/06/2022		Per Diem @ CSDA Leadership Conf 9/18-9/21/2022	5215 · Conferences / Workshops Staff	276.50
TOTAL					276.50
22134	09/08/2022	Eric Eckstein	Per Diem @ CSDA Leadership Conf 9/18-9/21/2022	1015 · Checking -Union Bank - GF x9757	-276.50
CSDA Leadrshp09-2022	09/06/2022		Per Diem @ CSDA Leadership Conf 9/18-9/21/2022	5215 · Conferences / Workshops Staff	276.50
TOTAL					276.50

**San Mateo County Mosquito & Vector Control District
Check Detail**

September 2022

GF-Sep 2022

Num	Date	Name	Memo	Account	Original Amount
22135	09/08/2022	Evan Ostermann	Per Diem @ CSDA Leadership Conf 9/18-9/21/20 1015	Checking -Union Bank - GF x9757	-276.50
CSDA Leadrshp09-2022	09/06/2022		Per Diem @ CSDA Leadership Conf 9/18-9/21/202:5215	Conferences / Workshops Staff	276.50
TOTAL					<u>276.50</u>
22136	09/08/2022	Aim To Please Janitorial Services	Invoice #52 - Aug 2022	1015 · Checking -Union Bank - GF x9757	-1,525.00
52	08/31/2022		1351 Rollins Janitorial Services-Aug 2022	5340 · Janitorial/Household Expense	1,200.00
			1415 N Carolan Janitorial Services	5340 · Janitorial/Household Expense	325.00
TOTAL					<u>1,525.00</u>
22137	09/08/2022	Airgas Dry Ice	4317638	1015 · Checking -Union Bank - GF x9757	-365.02
9129318118	08/23/2022		Dry Ice (320 lbs)	5820 · Dry Ice	365.02
TOTAL					<u>365.02</u>
22138	09/08/2022	Amazon Capital Services	Account # ARX6UTA334C06	1015 · Checking -Union Bank - GF x9757	-3,172.27
17FW-Q3GM-QHQ6	08/31/2022		Books, repellents and kits for public outreach progr	5910 · Media and Network	1,599.29
			Public outreach supplies	5920 · Promotion & Printing	51.50
			Replacement earbuds for Paul	5460 · Computer Hardware	8.77
			Misc garage tools	5610 · Garage Tools	548.32
			Fleet maintenance parts & supplies	5620 · Auto, Hotsy, Plug, Boat, Traile	513.02
			Safety supplies	5720 · Safety Equipment	79.27
			Workboots for Sean shop, less return waders credit	5725 · Apparel - Uniforms & Boots	85.55
			Mosquito fish tank supply	5730 · Mosquito Fish	29.53
			Coffee cups	5335 · Office Expense	257.02
TOTAL					<u>3,172.27</u>
22139	09/08/2022	American Fidelity Assurance Company	Payor: 56840	1015 · Checking -Union Bank - GF x9757	-1,553.82
6060166	09/02/2022		Flexible Spending Account (Employee Contrib)	5170 · Actives - Other Benefits	1,553.82
TOTAL					<u>1,553.82</u>
22140	09/08/2022	Angelle Desiree LaBeaud	Reimb Travel Expenses-CSDA Conf 8/21-8/25/20 1015	Checking -Union Bank - GF x9757	-269.58

**San Mateo County Mosquito & Vector Control District
Check Detail**

September 2022

GF-Sep 2022

Num	Date	Name	Memo	Account	Original Amount
CSDA-8/21-8/25/2022	09/06/2022		Reimb Travel Expenses-CSDA Conf 8/21-8/25/202; 5210 · Conferences / Workshops Board		269.58
TOTAL					<u>269.58</u>
22141	09/08/2022	Badawi & Associates	Invoice #1268	1015 · Checking -Union Bank - GF x9757	-9,949.50
1268	09/02/2022		FY21-22 Audit (Progress #2-45% of Contract \$22,1 5375 · Audit		9,949.50
TOTAL					<u>9,949.50</u>
22142	09/08/2022	Cintas Corporation #464	Payer #15914933	1015 · Checking -Union Bank - GF x9757	-841.59
15914933 Aug-2022	08/31/2022		Uniform Services 08/03/22 Inv #4127208599	5725 · Apparel - Uniforms & Boots	175.75
			Uniform Services 08/10/22 Inv #4128003726	5725 · Apparel - Uniforms & Boots	173.57
			Uniform Services 08/17/22 Inv #4128561530	5725 · Apparel - Uniforms & Boots	169.43
			Uniform Services 08/24/22 Inv #4129245295	5725 · Apparel - Uniforms & Boots	161.42
			Uniform Services 08/3122 Inv #4129943336	5725 · Apparel - Uniforms & Boots	161.42
TOTAL					<u>841.59</u>
22143	09/08/2022	Colorprint	Inv #31182	1015 · Checking -Union Bank - GF x9757	-242.41
31182	08/30/2022		Fair display signage	5920 · Promotion & Printing	242.41
TOTAL					<u>242.41</u>
22144	09/08/2022	Comcast	A/C #8155200280283815	1015 · Checking -Union Bank - GF x9757	-164.33
8155200280283815Se22	09/03/2022		Business Internet 09/08/22-10/07/22 (1351 Rollins) 5575 · Phone - Land Line-AT&T/Comcast		164.33
TOTAL					<u>164.33</u>
22145	09/08/2022	Eco Medical Inc.	Invoice #13942	1015 · Checking -Union Bank - GF x9757	-109.20
13942	08/31/2022		28 Gal. Bio-waste container pick-up - Aug 2022	5830 · Lab Biowaste Disposal	104.00
			Temporary Fuel Charge 5%	5830 · Lab Biowaste Disposal	5.20
TOTAL					<u>109.20</u>
22146	09/08/2022	FDAC EBA	51 - SMC MVCD Billing Period Oct-2022	1015 · Checking -Union Bank - GF x9757	-31,114.35

**San Mateo County Mosquito & Vector Control District
Check Detail**

September 2022

GF-Sep 2022

Num	Date	Name	Memo	Account	Original Amount
FDAC1022-SMCM	09/08/2022		Medical Insurance for Oct-2022	5125 · Actives - Medical Insurance	28,320.05
			Dental Insurance	5135 · Actives - Dental Insurance	2,286.72
			Vision	5145 · Actives - Vision Insurance	403.08
			Hartford Group Life	5150 · Group Life Insurance	104.50
TOTAL					31,114.35
22147	09/08/2022	Flyers Energy, LLC	Account 700895	1015 · Checking -Union Bank - GF x9757	-4,573.74
CFS-3120340	08/31/2022		Fuels 08/16/2022-08/31/2022	5735 · Fuel	4,573.74
TOTAL					4,573.74
22148	09/08/2022	Grainger	809934680	1015 · Checking -Union Bank - GF x9757	-2,473.89
7102741126	08/05/2022		Janitorial/Cleaning Supplies	5340 · Janitorial/Household Expense	206.18
			Tricycle to transport betw 1351 & 1415	5505 · Facility - Repairs & Maint	1,355.75
			Urinal flush valve cartridge	5505 · Facility - Repairs & Maint	37.60
			Fleet & Airboat Supplies	5620 · Auto, Hotsy, Plug, Boat, Traile	71.39
			Ops Supplies	5630 · Ops Equipment & Repairs	189.67
			Wasp & Hornet Killer Sprays	5705 · Pesticides	194.69
			Safety Supplies	5720 · Safety Equipment	329.50
			Hip Waders	5725 · Apparel - Uniforms & Boots	89.11
TOTAL					2,473.89
22149	09/08/2022	Hotsy Pacific	Customer No.: SMC MOSQUITO	1015 · Checking -Union Bank - GF x9757	-822.19
87094	08/24/2022		Powershine Plus detergent for Hotsy machine (55g	5620 · Auto, Hotsy, Plug, Boat, Traile	822.19
TOTAL					822.19
22150	09/08/2022	Kone Inc.	Customer #N191941	1015 · Checking -Union Bank - GF x9757	-1,791.57
962308509	09/01/2022		Elevator Maintenance 09/01/2021-11/30/2022	5505 · Facility - Repairs & Maint	1,497.18
			Emergency Monitoring & Wireless Service	5505 · Facility - Repairs & Maint	294.39
TOTAL					1,791.57
22151	09/08/2022	Life Technologies Corporation		1015 · Checking -Union Bank - GF x9757	-2,331.33

**San Mateo County Mosquito & Vector Control District
Check Detail**

September 2022

GF-Sep 2022

<u>Num</u>	<u>Date</u>	<u>Name</u>	<u>Memo</u>	<u>Account</u>	<u>Original Amount</u>
81819365	08/23/2022		PCR supply restocking (P.O.#02706-1834)	5845 · Lab PCR Supplies	274.60
81827323	08/23/2022		PCR supply restocking (P.O.#02706-1834)	5845 · Lab PCR Supplies	1,912.11
81863419	08/31/2022		Primers & Probes for virus testing (P.O.#02706-1834)	5845 · Lab PCR Supplies	144.62
TOTAL					2,331.33
22152	09/08/2022	Mason Brutschy	Reimb travel expenses-CSDA Conf 8/22-8/25/22	1015 · Checking -Union Bank - GF x9757	-814.49
CSDA-8/22-8/25/22	09/07/2022		Reimb travel expenses-CSDA Conf 8/22-8/25/22 @ 5210	Conferences / Workshops Board	814.49
TOTAL					814.49
22153	09/08/2022	PDG.com	Invoice #PDQ24441	1015 · Checking -Union Bank - GF x9757	-1,275.00
PDQ24441	08/23/2022		Patch management software & system inventory	5465 · Computer Software	1,275.00
TOTAL					1,275.00
22154	09/08/2022	Pitney Bowes Global Financial Services	0076-7976-00-4	1015 · Checking -Union Bank - GF x9757	-209.35
3105677178	08/27/2022		Postage meter rental 07/01/22-09/30/22	5380 · Copier and postage	209.35
TOTAL					209.35
22155	09/08/2022	Quench USA, Inc.	A/C #D322868	1015 · Checking -Union Bank - GF x9757	-205.00
INV04285423	09/01/2022		Water Dispenser Rental - Sep 2022	5335 · Office Expense	205.00
TOTAL					205.00
22156	09/08/2022	Recology San Mateo County	A/C #731001072	1015 · Checking -Union Bank - GF x9757	-456.00
46917001	08/30/2022		Garbage Service - Aug 2022	5340 · Janitorial/Household Expense	456.00
TOTAL					456.00
22157	09/08/2022	Redwood Trading Post	Customer ID CU00001000007751	1015 · Checking -Union Bank - GF x9757	-175.78
1000261621	07/21/2022		Work boots for Stephanie Busam	5725 · Apparel - Uniforms & Boots	175.78
TOTAL					175.78
22158	09/08/2022	Richard Arrow	Reimb Exp @ CSDA Annl Conf 8/21-8/25/2022	1015 · Checking -Union Bank - GF x9757	-390.61

**San Mateo County Mosquito & Vector Control District
Check Detail**

September 2022

GF-Sep 2022

Num	Date	Name	Memo	Account	Original Amount
CSDAConf-Aug2022	08/25/2022		Reimb Exp- CSDA Annl Conf 8/21-8/25/2022 @ Pa 5215 · Conferences / Workshops Staff		390.61
TOTAL					<u>390.61</u>
22159	09/08/2022	School District of Lee County	Inv # PRINT01094	1015 · Checking -Union Bank - GF x9757	-322.00
PRINT01094	09/01/2022		Mosquito kindergarten books printing	5920 · Promotion & Printing	322.00
TOTAL					<u>322.00</u>
22160	09/08/2022	Spark Creative Design	Inv #2643	1015 · Checking -Union Bank - GF x9757	-745.00
2643	09/01/2022		Various design and edits for outreach of District ser 5920 · Promotion & Printing		745.00
TOTAL					<u>745.00</u>
22161	09/08/2022	Standard Insurance Company	142979	1015 · Checking -Union Bank - GF x9757	-1,310.13
142979-0001 Aug22	08/19/2022		Long term disability due 09/01/2022	5165 · Long Term Disability - Standard	1,310.13
TOTAL					<u>1,310.13</u>
22162	09/08/2022	Streamline	Invoice No: 112D6F75-0019	1015 · Checking -Union Bank - GF x9757	-370.00
112D6F75-0019	09/01/2022		Streamline Web 9/1/2022-10/1/2022	5475 · Website Hosting / Microsoft	370.00
TOTAL					<u>370.00</u>
22163	09/08/2022	The Goodyear Tire & Rubber Co.	A/C #632593-0001	1015 · Checking -Union Bank - GF x9757	-1,203.47
184-1097401	08/10/2022		2 sets of tires for Nissan trucks (PO#02706-1832)	5620 · Auto, Hotsy, Plug, Boat, Traile	1,203.47
TOTAL					<u>1,203.47</u>
22164	09/08/2022	Yihong Gu	Invoice #13	1015 · Checking -Union Bank - GF x9757	-950.00
13	08/30/2022		www.smcvc.org Usability Tesing Report	5910 · Media and Network	950.00
TOTAL					<u>950.00</u>
22165	09/08/2022	Verizon	A/C #271667168-00001	1015 · Checking -Union Bank - GF x9757	-2,963.07

**San Mateo County Mosquito & Vector Control District
Check Detail**

September 2022

GF-Sep 2022

Num	Date	Name	Memo	Account	Original Amount
9914405706	08/26/2022		Services for period 07/27-08/26/22 (CalNet)	5580 · Phone - Mobile Devices-Verizon	1,682.10
			Upgrade iPhones for staff (3)	5580 · Phone - Mobile Devices-Verizon	1,280.97
TOTAL					2,963.07
22166	09/22/2022	Great-West Life & Annuity Co	Group No. 98368	1015 · Checking -Union Bank - GF x9757	-6,180.73
09102022	09/10/2022		Employee Deferred Comp PPE 09/10/2022	5185 · Actives - Deferred Compensation	6,180.73
TOTAL					6,180.73
22167	09/22/2022	San Mateo County Retirement Assoc.	SM M.A.D.	1015 · Checking -Union Bank - GF x9757	-20,736.96
09102022	09/10/2022		Employee Contribution Pay Period 08/28/2022-09/15115 · Retirement - Employee Contribut		8,901.08
			Employer Contribution Pay Period 08/28/2022-09/15110 · Retirement - Employer Contribut		11,835.88
TOTAL					20,736.96
22168	09/22/2022	U.S. Bank PARS Account # 6746022400	Agency Name: San Mateo County Mosquito & V	1015 · Checking -Union Bank - GF x9757	-572.18
6746022400-PP9-10-22	09/10/2022		Alternate Retirement System for Richard Arrow PPE5116 · Alternate Retire-Employee Contr		572.18
TOTAL					572.18
22169	09/22/2022	Airgas Dry Ice	4317638	1015 · Checking -Union Bank - GF x9757	-1,037.80
9129583008	08/30/2022		Dry Ice (300 lbs)	5820 · Dry Ice	345.64
9129725118	09/06/2022		Dry Ice (300 lbs)	5820 · Dry Ice	346.23
9129973270	09/13/2022		Dry Ice (300 lbs)	5820 · Dry Ice	345.93
TOTAL					1,037.80
22170	09/22/2022	American Fidelity Assurance	Payor: 56840	1015 · Checking -Union Bank - GF x9757	-457.98
D502935	09/21/2022		Life/Acc/Cancer EE Insurance for Sep-2022	5170 · Actives - Other Benefits	457.98
TOTAL					457.98
22171	09/22/2022	Apple Financial Services	Contract #500-50244316; Property Tax (Qty:8 iP	1015 · Checking -Union Bank - GF x9757	-31.60
586606885	09/16/2022		Property Tax-iPad Gen 8 (Qty:8)	5460 · Computer Hardware	31.60
TOTAL					31.60

**San Mateo County Mosquito & Vector Control District
Check Detail**

September 2022

GF-Sep 2022

Num	Date	Name	Memo	Account	Original Amount
22172	09/22/2022	Bay Alarm	A/C #4676626; Inv# 19941596	1015 · Checking -Union Bank - GF x9757	-614.25
19941596	09/15/2022		Security Alarm Monitoring 10/01/22-12/31/22 (1351 5385 · Security and fire alarm		614.25
TOTAL					614.25
22173	09/22/2022	Black Mountain Properties, LLC	Acct. t0000505 San Mateo County-1323 Rollins F	1015 · Checking -Union Bank - GF x9757	-11,233.67
Oct Rent/CAM	09/21/2022		Oct-2022 Rent-1323 Rollins Rd., Burlingame, CA	5399 · Facility Lease	7,944.00
			Est CAM	5399 · Facility Lease	3,232.00
			PG&E Pro-rata Share	5399 · Facility Lease	57.67
TOTAL					11,233.67
22174	09/22/2022	Charles P. Hansen	Retiree Prescription Drug Reimbursemt (2022)	1015 · Checking -Union Bank - GF x9757	-500.00
2022Drug	09/15/2022		Retiree Prescription Drug Reimbursement (2022)	5155 · Retirees - HRA & Prescrip Reimb	500.00
TOTAL					500.00
22175	09/22/2022	City of Burlingame, Water		1015 · Checking -Union Bank - GF x9757	-1,083.03
53-485494-Aug22	08/26/2022		1 Inch meter 06/21/22-8/23/22-1415 N. Carolan Ave	5565 · Water	241.06
53-310184-Aug22	08/26/2022		3/4 Inch 06/21/22-08/23/22	5565 · Water	165.40
53-133346-Aug22	08/26/2022		1 1/2 Inch 06/21/22-08/23/22	5565 · Water	663.42
53-310176-Aug22	08/26/2022		Fireline 06/21/22-08/23/22	5565 · Water	13.15
TOTAL					1,083.03
22176	09/22/2022	Comcast	A/C #8155200280658818	1015 · Checking -Union Bank - GF x9757	-174.28
8155200280658818Se22	09/15/2022		Business Internet 09/20/22-10/19/22 (1415 N Carol	5575 · Phone - Land Line-AT&T/Comcast	174.28
TOTAL					174.28
22177	09/22/2022	Dencco	Inv #36548	1015 · Checking -Union Bank - GF x9757	-234.95
36548	09/09/2022		Annual backflow tests-1351 Rollins & 1415 N Carol	5505 · Facility - Repairs & Maint	234.95
TOTAL					234.95

**San Mateo County Mosquito & Vector Control District
Check Detail**

September 2022

GF-Sep 2022

Num	Date	Name	Memo	Account	Original Amount
22178	09/22/2022	Flyers Energy, LLC	Account 700895	1015 · Checking -Union Bank - GF x9757	-4,300.04
CFS-3151569	09/15/2022		Fuels 09/01/2022-09/15/2022	5735 · Fuel	4,300.04
TOTAL					4,300.04
22179	09/22/2022	Fusion Cloud Company, LLC	Customer No. 3789973	1015 · Checking -Union Bank - GF x9757	-513.80
9569928	09/16/2022		Phone System Oct-2022	5570 · Phone - VOIP - Fusion/MegaPath	513.80
TOTAL					513.80
22180	09/22/2022	Irena Gilligan	Reimb Travel Exp @ CSDA Conf 8/22/22-8/25/22	1015 · Checking -Union Bank - GF x9757	-330.98
CSDA-Conf-Aug-22	08/25/2022		Reimb Travel Exp @ CSDA Conf 8/22/22-8/25/22	5210 · Conferences / Workshops Board	330.98
TOTAL					330.98
22181	09/22/2022	James Barry	Inv #097971	1015 · Checking -Union Bank - GF x9757	-150.00
097971	09/20/2022		Fish pond maintenance	5505 · Facility - Repairs & Maint	150.00
TOTAL					150.00
22182	09/22/2022	Jarvis Fay LLP	Invoice 16847	1015 · Checking -Union Bank - GF x9757	-1,510.50
16847	08/31/2022		Board Matters (1.9 hrs) - Legal Services thru Aug-2	5350 · Legal Services	541.50
			Policies (1.8 hrs)	5350 · Legal Services	513.00
			General Matters (1.6 hrs)	5350 · Legal Services	456.00
TOTAL					1,510.50
22183	09/22/2022	Lampire Biological Laboratories, Inc.	A/C # SANMAT	1015 · Checking -Union Bank - GF x9757	-316.00
451278	09/06/2022		Chicken Blood (PO# 02076-1779)	5815 · Mosquito Blood	316.00
TOTAL					316.00
22184	09/22/2022	Life Technologies Corporation		1015 · Checking -Union Bank - GF x9757	-2,924.48
81884613	09/06/2022		Probes for virus testing (P.O.#02706-1836)	5845 · Lab PCR Supplies	1,002.87
81922501	09/13/2022		Taq polymerase for virus testing (P.O.#02706-1838)	5845 · Lab PCR Supplies	1,921.61

**San Mateo County Mosquito & Vector Control District
Check Detail**

September 2022

GF-Sep 2022

Num	Date	Name	Memo	Account	Original Amount
TOTAL					2,924.48
22185	09/22/2022	Pacific Office Automation	Customer #446374	1015 · Checking -Union Bank - GF x9757	-271.14
402366	09/07/2022		Maintenance for 1 Color & 2 Blk/Wht Copiers 09/02 5380 · Copier and postage		271.14
TOTAL					271.14
22186	09/22/2022	PG&E		1015 · Checking -Union Bank - GF x9757	-1,503.84
5584709654-6 Aug22	08/28/2022		1351 Rollins Site 07/28/2022-08/28/2022	5560 · Gas & Electricity - PG&E	727.88
5594119880-0 Aug-22	08/28/2022		PGE Elec & Gas for 1415 N Carolan 07/28/22-08/28/22	5560 · Gas & Electricity - PG&E	775.96
TOTAL					1,503.84
22187	09/22/2022	Public Agency Retirement Services (PARS)	Customer #SAN400	1015 · Checking -Union Bank - GF x9757	-312.12
51418	09/07/2022		PARS Alternate Retirement System Fees PE 07/31,5325 · HR & Finance Consultant		312.12
TOTAL					312.12
22188	09/22/2022	Purchase Power	8000-9000-0074-1201	1015 · Checking -Union Bank - GF x9757	-208.99
17662438-Sep-22	09/14/2022		Postage refill and transaction fee	5380 · Copier and postage	208.99
TOTAL					208.99
22189	09/22/2022	Quick Light Recycling, LLC	Inv #9095	1015 · Checking -Union Bank - GF x9757	-156.45
9095	08/05/2022		Pickup flourescent tubes and batteries for recycling 5505 · Facility - Repairs & Maint		156.45
TOTAL					156.45
22190	09/22/2022	RMT Landscape Contractors, Inc.	Customer #M332	1015 · Checking -Union Bank - GF x9757	-790.00
20220936	09/13/2022		Landscape Maintenance Sep-2022 (1351 Rollins Rd)	5505 · Facility - Repairs & Maint	495.00
			Landscape Maintenance (1415 N Carolan Ave)	5505 · Facility - Repairs & Maint	295.00
TOTAL					790.00
22191	09/22/2022	U.S. Bank	4246-0445-5564-6391	1015 · Checking -Union Bank - GF x9757	-14,005.17

**San Mateo County Mosquito & Vector Control District
Check Detail**

September 2022

GF-Sep 2022

Num	Date	Name	Memo	Account	Original Amount
08222022	08/22/2022		District Credit Card Payment	1040 · US Bank Purchase Card	14,005.17
TOTAL					<u>14,005.17</u>
22192	09/22/2022	Clarke Mosquito Control Products, Inc.	Customer # 002486	1015 · Checking -Union Bank - GF x9757	-7,895.58
5102541	09/16/2022		Natular G30 Granule 40lb bg (10Bags) (P.O. #0270 5705 · Pesticides		7,895.58
TOTAL					<u>7,895.58</u>
22193	09/22/2022	Target Specialty Products	Customer ID 5005852	1015 · Checking -Union Bank - GF x9757	-76.09
INVP500920907	09/12/2022		Shoulder strap assembly (2)	5620 · Auto, Hotsy, Plug, Boat, Traile	76.09
TOTAL					<u>76.09</u>
CHECK TOTAL					<u><u>180,237.73</u></u>

Note: Previous month's check numbers were 22075-22127. Current month's check numbers are 22128-22193 (66 checks).

**San Mateo County Mosquito & Vector Control District
Check Detail**

CPF-Sep 2022

September 2022

Num	Date	Name	Memo	Account	Original Amount
1092	09/08/2022	Enterprise FM Trust	Customer No. 458563	1025 · Checking -Union Bank -CPF x6913	-3,120.50
FBN4557079	09/03/2022		22NCN8-2018 NISS Frontier- Sep 2022	6030 · Vehicle Leases	298.49
			22NCNB-2018 NISS Frontier	6030 · Vehicle Leases	298.49
			22NCNF-2018 NISS Frontier	6030 · Vehicle Leases	33.70
			22NCNJ-2018 NISS Frontier	6030 · Vehicle Leases	33.70
			23CDWF-2020 Subaru Forester	6030 · Vehicle Leases	318.64
			23LVXF-2019 NISS Frontier (Kim)	6030 · Vehicle Leases	405.59
			23LW6S-2019 NISS Frontier (Lab)	6030 · Vehicle Leases	455.33
			23MVV2-2020 NISS Frontier	6030 · Vehicle Leases	391.87
			23MVW3-2020 NISS Frontier	6030 · Vehicle Leases	391.88
			25QSHX-2022 FORD Explorer	6030 · Vehicle Leases	492.81
TOTAL					3,120.50
CHECK TOTAL					3,120.50

Note: Previous month's check numbers were 1090-1091. Current month's check number is 1092 (1 check).

San Mateo County Mosquito & Vector Control District
Credit Card Transaction Detail by Account
September 2022

Sep 2022

Type	Date	Name	Memo	Split	Amount
1040 · US Bank Purchase Card					
1045 · US Bank Visa Brian x2315					
Credit Card Charge	08/21/2022	Alaska Air	CSDA conf-Flight change for Brian and Ryan	5215 · Conferences / Workshops Staff	158.00
Credit Card Charge	08/21/2022	Marriott	CSDA conf. hotel reservation for Trustee Rena Gilligan	5210 · Conferences / Workshops Board	530.13
Credit Card Charge	08/22/2022	Misc-Admin	Fishermans landing bar & grill-CSDA conf. Dinner for Trustee Rena Gilligan	5210 · Conferences / Workshops Board	47.87
Credit Card Charge	08/22/2022	California Special District	CSDA conf. workshop Brian Weber	5215 · Conferences / Workshops Staff	50.00
Credit Card Charge	08/22/2022	California Special District	CSDA conf. workshop Ryan Thorndike	5215 · Conferences / Workshops Staff	225.00
Credit Card Charge	08/22/2022	Marriott	CSDA conf. hotel reservation for Trustee Desiree LaBeaud	5210 · Conferences / Workshops Board	353.42
Credit Card Charge	08/24/2022	Marriott	CSDA conf. Lunch for trustee rena gilligan	5210 · Conferences / Workshops Board	24.47
Credit Card Charge	08/25/2022	Marriott	CSDA conf. hotel reservation for Brian Weber	5215 · Conferences / Workshops Staff	530.13
Credit Card Charge	08/25/2022	Marriott	CSDA conf. hotel reservation for Ryan Thorndike	5215 · Conferences / Workshops Staff	530.13
Credit Card Charge	08/26/2022	Uber	CSDA conf. Ride from hotel to airport Brian Weber	5215 · Conferences / Workshops Staff	28.94
Credit Card Charge	08/29/2022	Misc-Admin	Framework Computer Inc.-Laptop for Matthew	5460 · Computer Hardware	1,081.97
Credit Card Charge	08/30/2022	MISAC	Annual misac conf. Matthew Nienhuis	5215 · Conferences / Workshops Staff	575.00
Credit Card Charge	09/01/2022	Misc-Admin	Royal Donut Cafe - Lunch for Brian and trustee Ed Degliantoni	5305 · Board Meeting Expenses	51.17
Credit Card Credit	09/06/2022	California Special District	CSDA Leadership Academy Napa- attendee refund Eric and Evan	5215 · Conferences / Workshops Staff	-400.00
Credit Card Charge	09/06/2022	California Special District	CSDA Leadership Academy Napa- Eric and Evan	5215 · Conferences / Workshops Staff	1,350.00
Credit Card Credit	09/08/2022	Microsoft	Exchange Online (Plan 1) overpay refund	5475 · Website Hosting / Microsoft	-44.85
Credit Card Credit	09/08/2022	Microsoft	MS 365 Bus Basic overpay refund	5475 · Website Hosting / Microsoft	-67.27
Credit Card Charge	09/08/2022	Misc-Admin	Disneyland Resort - MVCAC conf. trustee Laura Walsh	5210 · Conferences / Workshops Board	314.73
Credit Card Charge	09/13/2022	Misc-Admin	Disneyland Resort - MVCAC conf. Brian Weber	5215 · Conferences / Workshops Staff	314.73
Credit Card Charge	09/13/2022	Misc-Admin	Disneyland Resort - MVCAC conf. Casey Stevenson	5215 · Conferences / Workshops Staff	314.73
Credit Card Charge	09/13/2022	Misc-Admin	Disneyland Resort - MVCAC conf. Angie Nakano	5215 · Conferences / Workshops Staff	314.73
Credit Card Charge	09/13/2022	Misc-Admin	Disneyland Resort - MVCAC conf. Arielle Crews	5215 · Conferences / Workshops Staff	314.73
Credit Card Charge	09/15/2022	Ebay	Replacement part for fish room - water pump	5730 · Mosquito Fish	38.87
Credit Card Charge	09/15/2022	Misc-Admin	Hotels.com - Angie Nakano MVCAC fall meeting	5215 · Conferences / Workshops Staff	202.11
Credit Card Charge	09/16/2022	Misc- Ops	Leslie's pool - new replacement pump fish room waterfall tank	5730 · Mosquito Fish	178.95
Total 1045 · US Bank Visa Brian x2315					7,017.69
1050 · US Bank Visa Admin x5992					
Credit Card Charge	08/22/2022	Target Specialty Products	Registration for Angie Nakano - webinar	5220 · Staff Training	30.00
Credit Card Charge	08/23/2022	Misc-Lab	Kysan Electronics Inc.-Motors for Co2 traps	5805 · Disease Surveillance	264.55
Credit Card Charge	08/24/2022	Home Depot	Map gas for torch	5610 · Garage Tools	30.94
			Fish room plumbing fittings	5730 · Mosquito Fish	30.69
Credit Card Charge	08/26/2022	Misc- Outreach	RankPlusSEO google services	5910 · Media and Network	205.00
Credit Card Charge	08/29/2022	Misc- Ops	Jegs.com-Transmission jack and adapter	5610 · Garage Tools	777.42
Credit Card Charge	08/30/2022	Misc- Outreach	Carolina Biological insect display items	5910 · Media and Network	347.74

**San Mateo County Mosquito & Vector Control District
Credit Card Transaction Detail by Account**

Sep 2022

September 2022

Type	Date	Name	Memo	Split	Amount
Credit Card Charge	08/31/2022	Misc-Lab	Southern Labware - monitoring thermometers for lab freezers	5825 · Lab Supplies	151.08
Credit Card Charge	09/01/2022	Mosyle Business	Premium monthly license	5465 · Computer Software	28.75
Credit Card Charge	09/06/2022	Peninsula Feed	Chicken coop supplies	5810 · Sentinel Chicken Flocks/Supply	129.86
Credit Card Charge	09/06/2022	Amazon.com	Amazon business prime membership	5335 · Office Expense	547.03
Credit Card Charge	09/06/2022	SR Fax	Fax service charges (Annual)	5335 · Office Expense	66.00
Credit Card Charge	09/06/2022	Misc- Ops	Action Towing - tow broken jeep to shop	5615 · Garage Repairs Outside	180.00
Credit Card Charge	09/06/2022	Home Depot	Supplies to build out drone trailer	5630 · Ops Equipment & Repairs	644.48
Credit Card Charge	09/14/2022	Lowes	Plywood for drone trailer build out	5630 · Ops Equipment & Repairs	63.48
Credit Card Charge	09/14/2022	Lowes	Square buckets for drone program	5630 · Ops Equipment & Repairs	105.30
Credit Card Charge	09/20/2022	Costco	Snacks and bevs for CASPER in EPA	5910 · Media and Network	166.98
Credit Card Charge	09/20/2022	Misc-Admin	The Ravioli House - lunch for architect meeting	5335 · Office Expense	255.30
Total 1050 · US Bank Visa Admin x5992					<u>4,024.60</u>
TOTAL 1040 · US Bank Purchase Card					<u><u>11,042.29</u></u>



P.O. BOX 6343
FARGO ND 58125-6343



000001536 01 SP 0.570 106481557654669 P
SMCMVCD
ATTN DISTRICT MANAGER
1351 ROLLINS RD
BURLINGAME CA 94010-2409

ACCOUNT NUMBER [REDACTED]
STATEMENT DATE 09-22-2022
AMOUNT DUE \$25,047.46
NEW BALANCE \$25,047.46
PAYMENT DUE ON RECEIPT

Sep
2022

AMOUNT ENCLOSED
\$ 11,042.29

Please make check payable to U.S. Bank

U.S. BANK CORPORATE PAYMENT SYSTEMS
P.O. BOX 790428
ST. LOUIS, MO 63179-0428

[REDACTED] 002504746 002504746

Please tear payment coupon at perforation.

CORPORATE ACCOUNT SUMMARY								
SMCMAD	Previous Balance	Purchases And Other Charges	Cash Advances	Cash Advance Fees	Late Payment Charges	- Credits	- Payments	New Balance
[REDACTED]		\$11,554.41	\$0.00	\$0.00	\$0.00	\$512.12	\$18,967.49	\$25,047.46
Company Total	\$32,972.66							

CORPORATE ACCOUNT ACTIVITY				
SMCMAD				TOTAL CORPORATE ACTIVITY
				\$18,967.49 CR
Post Date	Tran Date	Reference Number	Transaction Description	Amount
08-30	08-29	74798262242000000001813	PAYMENT - THANK YOU 00000 C	18,967.49 PY

NEW ACTIVITY					
SMCMVCD ADMIN		CREDITS	PURCHASES	CASH ADV	TOTAL ACTIVITY
		\$0.00	\$4,024.60	\$0.00	\$4,024.60
Post Date	Tran Date	Reference Number	Transaction Description	Amount	
08-23	08-22	24492162235000003643533	TARGET SPECIALTY HTTPWWW.TARG CA	30.00	
08-25	08-23	24000972236685501486504	KYSAN ELECTRONICS 999-99999999 CA	264.55	
08-26	08-24	24943012237010190041060	THE HOME DEPOT #0632 SAN MATEO CA	61.63	
08-29	08-26	240113422390000094011744	RANKPLUS SEO HTTPSRANKPLUS GA	205.00	
08-30	08-29	24692162241103650627740	JAI JEGS 190 AUTOPARTS 800-345-4545 OH	777.42	

CUSTOMER SERVICE CALL	ACCOUNT NUMBER		ACCOUNT SUMMARY	
	800-344-5696	[REDACTED]	PREVIOUS BALANCE	32,972.66
		PURCHASES & OTHER CHARGES	11,554.41	
	STATEMENT DATE	DISPUTED AMOUNT	CASH ADVANCES	.00
	09/22/22	.00	CASH ADVANCE FEES	.00
			LATE PAYMENT CHARGES	.00
SEND BILLING INQUIRIES TO:	AMOUNT DUE		CREDITS	512.12
U.S. Bank National Association	25,047.46		PAYMENTS	18,967.49
C/O U.S. Bancorp Purchasing Card Program			ACCOUNT BALANCE	25,047.46
P.O. Box 6335				
Fargo, ND 58125-6335				

Sep
2022

10/26/22
10/26/22
10/26/22
10/26/22

Company Name: SMCMVCD
Corporate Account Number: [REDACTED]
Statement Date: 09-22-2022

NEW ACTIVITY					
Post Date	Tran Date	Reference Number	Transaction Description	Amount	
08-31	08-30	24493982242014000091217	CAROLINA BIOLOGIC SUPPLY 336-586-8301 NC	347.74	
09-02	08-31	24073142244900018295053	SOUTHERN LABWARE INC 678-5137060 GA	151.09	
09-02	09-01	24492162244000056025595	MOSYLE BUS' MOSYLE_BUS HTTPSBUSINESS FL	28.75	
09-07	09-06	24692162249109600772066	SQ *PENINSULA FEED STORE REDWOOD CITY CA	129.86	
09-07	09-06	24692162249109608489309	B2B PRIME*1F43Y6T51 AMZN.COM/BILL WA	547.03	
09-08	09-06	24692162249109760244450	SRFAX 866-554-0263 804-713-8000 CA	66.00	
09-13	09-12	24207852255030800038675	ACTION TOWING AND AUTO RE REDWOOD CITY CA	180.00	
09-15	09-13	24692162257105293260343	THE HOME DEPOT 632 SAN MATEO CA	644.48	
09-15	09-14	24692162257105406883213	LOWES #01019* SAN BRUNO CA	63.48	
09-15	09-14	24692162257105406967537	LOWES #00907* 866-483-7521 NC	105.30	
09-21	09-20	24943002264898000098735	COSTCO WHSE #0147 FOSTER CITY CA	166.98	
09-22	09-21	24049552264900011509093	THE RAVIOLI HOUSE 505 S B STREE CA	255.30	
BRIAN WEBER		CREDITS	PURCHASES	CASH ADV	TOTAL ACTIVITY
[REDACTED]		\$512.12	\$7,529.81	\$0.00	\$7,017.69
Post Date	Tran Date	Reference Number	Transaction Description	Amount	
08-23	08-21	24431062234036090773798	ALASKA AIR 0272309077379 SEATTLE WA THORNDIKE/RYAN 08-25-22	79.00	
08-23	08-21	24431062234036090777468	PSP AS S SFO ALASKA AIR 0272309077746 SEATTLE WA WEBER/BRIAN 08-25-22	79.00	
08-23	08-22	24445002235000720960190	PSP AS S SFO	47.87	
08-24	08-22	24202982235030032956418	CKE FISHERMAN'S LANDING B PALM DESERT CA	50.00	
08-24	08-22	24202982235030032956426	CALIFORNIA SPECIAL DISTRI 916-442-7887 CA	225.00	
08-26	08-26	24492152238745191709102	CALIFORNIA SPECIAL DISTRI 916-442-7887 CA	28.94	
08-26	08-24	24692162237100749169797	UBER TRIP HELP.UBER.COM CA MARRIOTT DESERT SPR F& PALM DESERT CA M23871 ARRIVAL: 08-24-22	24.47	
08-26	08-22	24692162237100917234191	MARRIOTT DESERT SPRING PALM DESERT CA M23829 ARRIVAL: 08-22-22	353.42	
08-29	08-21	24692162238101662566323	MARRIOTT DESERT SPRING PALM DESERT CA M23925 ARRIVAL: 08-21-22	530.13	
08-29	08-25	24692162238101662566497	MARRIOTT DESERT SPRING PALM DESERT CA M23949 ARRIVAL: 08-25-22	530.13	
08-29	08-25	24692162238101662566521	MARRIOTT DESERT SPRING PALM DESERT CA M23954 ARRIVAL: 08-25-22	530.13	
08-30	08-29	24492162241000024594576	FRAMEWORK* R189002725 FRAME.WORK CA	1,081.97	
09-01	08-30	24707802243030043457802	MISAC 714-738-5309 CA	575.00	
09-02	09-01	24692162244105958371050	SQ *ROYAL DONUT CAFE, INC BURLINGAME CA	51.17	
09-08	09-06	74202982250030033268646	CALIFORNIA SPECIAL DISTRI SACRAMENTO CA	400.00	CR
09-08	09-06	24202982250030033268591	CALIFORNIA SPECIAL DISTRI 916-442-7887 CA	1,350.00	CR
09-09	09-08	74430992251400813000784	MICROSOFT*365 MSBILL.INFO WA	44.85	CR
09-09	09-08	74430992251400815002838	MICROSOFT*365 MSBILL.INFO WA	67.27	CR
09-15	09-13	24943002257894257008039	DLR RESORT RES CRO 7147814669 CA 145897187147814669 ARRIVAL: 01-29-23	314.73	
09-15	09-13	24943002257894257008039	DLR RESORT RES CRO 7147814669 CA 145897307147814669 ARRIVAL: 01-29-23	314.73	
09-15	09-13	24943002257894257008039	DLR RESORT RES CRO 7147814669 CA 145897387147814669 ARRIVAL: 01-29-23	314.73	
09-15	09-13	24943002257894257008039	DLR RESORT RES CRO 7147814669 CA 145897467147814669 ARRIVAL: 01-29-23	314.73	
09-15	09-13	24943002257894257008039	DLR RESORT RES CRO 7147814669 CA 145897487147814669 ARRIVAL: 01-29-23	314.73	
09-16	09-15	24204292258008265138726	EBAY O*04-09106-81308 SAN JOSE CA	38.87	
09-16	09-15	24692162258106184573249	HOTELSCOM7239001633120 HOTELS.COM WA	202.11	
09-19	09-16	24692162259106586500708	LESLIES POOLMART WEB 602-366-3999 AZ	178.95	



Sep
2022

Company Name: SMCMVCD
Corporate Account Number: [REDACTED]
Statement Date: 09-22-2022

Department: 0000 Total:
Division: 0000 Total:

\$11,042.29
\$11,042.29

AGENDA ITEM 6D

Subject: Third Quarter 2022 Other Post Employment Benefits (OPEB) and Pension Trust Results

Summary:

Recent financial markets have been highly volatile, producing negative performance results brought upon by several factors. Those factors include:

- Inflationary fears
- Federal Reserve increasing interest rates
- Domestic and International economic uncertainty
- Worldwide supply disruptions due to the war in Ukraine, among other factors

Between June 30 and September 30, 2022, the unstable financial markets resulted in the District's OPEB and Pension Rate Stabilization Trust funds collectively losing \$ 136,726. Sustained losses will likely occur over the next several months and persist until the above factors stabilize.

In previous discussions with the District's financial advisor Andrew Brown of HighMark Capital stated, that our investment strategy is "moderately conservative"; with a target investment mix as follows:

- ✓ Equity: 20% to 40%
- ✓ Fixed Income: 50% to 80%
- ✓ Cash: 0% to 20%

Our current asset allocation consists of 27.4% in equity investments, 66.6 % in fixed income investments, and the remaining 6% in cash.

Overall, our quarter-to-date managed portfolio has decreased by 4.17%, and the year-to-date has shown a 16.50% decrease.

Attachment:

1. PARS Third Quarter Results, 2022

San Mateo County Mosquito & Vector Control District

Third Quarter 2022

**Presented by
Andrew Brown, CFA**

Selected Period Performance
San Mateo County MVCD
Period Ending: 9/30/2022

	Quarter to Date (3 Months)	Year to Date (9 Months)	1 Year	3 Years	5 Years	Inception to Date 05/01/2016
Cash Equivalents	.47	.62	.63	.47	1.00	.89
<i>Lipper Money Market Funds Index</i>	<i>.49</i>	<i>.63</i>	<i>.63</i>	<i>.47</i>	<i>.97</i>	<i>.84</i>
Total Fixed Income	-3.91	-13.75	-14.00	-2.75	-.09	.53
<i>Bloomberg US Aggregate Bd Index</i>	<i>-4.75</i>	<i>-14.61</i>	<i>-14.60</i>	<i>-3.26</i>	<i>-.27</i>	<i>.15</i>
Total Equities	-5.71	-24.70	-19.99	4.80	5.51	8.45
Large Cap Funds	-4.86	-24.95	-18.62	7.73	8.21	10.63
<i>S&P 500 Composite Index</i>	<i>-4.88</i>	<i>-23.87</i>	<i>-15.47</i>	<i>8.16</i>	<i>9.24</i>	<i>11.02</i>
Mid Cap Funds	-3.35	-24.28	-19.40	5.02	6.38	8.44
<i>Russell Midcap Index</i>	<i>-3.44</i>	<i>-24.27</i>	<i>-19.39</i>	<i>5.19</i>	<i>6.48</i>	<i>8.47</i>
Small Cap Funds	-3.24	-21.65	-19.05	5.11	5.70	9.29
<i>Russell 2000 Index</i>	<i>-2.19</i>	<i>-25.10</i>	<i>-23.50</i>	<i>4.29</i>	<i>3.55</i>	<i>7.62</i>
International Equities	-10.56	-26.32	-25.14	-.99	-.71	3.35
<i>MSCI EAFE Index</i>	<i>-9.36</i>	<i>-27.09</i>	<i>-25.13</i>	<i>-1.83</i>	<i>-.84</i>	<i>2.40</i>
<i>MSCI EM Free Index</i>	<i>-11.57</i>	<i>-27.16</i>	<i>-28.11</i>	<i>-2.07</i>	<i>-1.81</i>	<i>3.15</i>
REIT Funds	-11.04	-29.28	-18.68	-2.11	2.84	3.75
<i>Wilshire REIT Index</i>	<i>-10.23</i>	<i>-29.66</i>	<i>-17.60</i>	<i>-2.17</i>	<i>2.88</i>	<i>3.38</i>
Total Managed Portfolio	-4.17	-16.50	-15.08	-.05	2.18	3.86

Performance Inception: 05/01/2016

Account was invested in account 6746019205, PARS HighMark Plus Moderate, from May 1, 2016 to February 28, 2018. Account was transferred and subsequently invested in account 6746019203, PARS Moderately Conservative HighMark Plus, from March 1, 2018 and onwards. Returns are gross of account level investment advisory fees and net of any fees, including fees to manage mutual fund or exchange traded fund holdings. Returns for periods over one year are annualized. The information presented has been obtained from sources believed to be accurate and reliable. Past performance is not indicative of future returns. Securities are not FDIC insured, have no bank guarantee, and may lose value.

Asset Allocation

As of September 30, 2022

Current Asset Allocation		Investment Vehicle	
Equity		Range: 20%-40%	26.95%
Large Cap Core	COFYX	Columbia Contrarian Core Inst3	2.74%
	VGIAX	Vanguard Growth & Income Adm	5.16%
Large Cap Value	DODGX	Dodge & Cox Stock Fund	2.49%
	IVE	iShares S&P 500 Value ETF	1.15%
Large Cap Growth	HNACX	Harbor Capital Appreciation Retirement	1.58%
	PRUFX	T. Rowe Price Growth Stock I	1.59%
Mid Cap Core	IWR	iShares Russell Mid-Cap ETF	2.62%
Small Cap Value	UBVFX	Undiscovered Managers Behavioral Val R6	2.04%
Small Cap Growth	VBK	Vanguard Small-Cap Growth ETF	2.05%
International Core	DFALX	DFA Large Cap International I	1.73%
International Value	DODFX	Dodge & Cox International Stock Fund	0.54%
International Growth	MGRDX	MFS® International Growth R6	0.56%
Emerging Markets	HHHFX	Hartford Schroders Emerging Mkts Eq F	1.70%
Real Estate	VNQ	Vanguard Real Estate ETF	0.98%
Fixed Income		Range: 50%-80%	68.13%
Short-Term	VFSUX	Vanguard Short-Term Investment-Grade Adm	13.88%
Intermediate-Term	DBLFX	DoubleLine Core Fixed Income I	17.73%
	PTTRX	PIMCO Total Return Instl Fund	17.77%
	PTRQX	Prudential Total Return Bond Fund Class Q	17.72%
High Yield	PHIYX	PIMCO High Yield Instl	1.04%
Cash		Range: 0%-20%	4.92%
	FGZXX	First American Government Oblig Z	4.92%
TOTAL			100.00%

Selected Period Performance
PARS/PRSP MODERATELY CONSERVATIVE HM
Account 6746050104
Period Ending 9/30/2022

	Quarter to Date (3 Months)	Year to Date (9 Months)	1 Year	3 Years	Inception to Date (45 Months)
Cash Equivalents	.47	.62	.62	.47	.82
<i>Lipper Money Market Funds Index</i>	.49	.63	.63	.47	.80
Total Fixed Income	-3.91	-13.73	-13.98	-2.76	-.19
<i>Bloomberg US Aggregate Bd Index</i>	-4.75	-14.61	-14.60	-3.26	-.47
Total Equities	-5.72	-24.57	-19.83	4.79	8.38
Large Cap Funds	-4.85	-24.84	-18.51	7.74	10.95
<i>S&P 500 Composite Index</i>	-4.88	-23.87	-15.47	8.16	11.92
Mid Cap Funds	-3.42	-24.13	-19.11	5.15	9.65
<i>Russell Midcap Index</i>	-3.44	-24.27	-19.39	5.19	9.78
Small Cap Funds	-3.25	-21.49	-18.85	5.04	8.35
<i>Russell 2000 Index</i>	-2.19	-25.10	-23.50	4.29	7.14
International Equities	-10.54	-26.29	-25.12	-1.11	2.32
<i>MSCI EAFE Index</i>	-9.36	-27.09	-25.13	-1.83	1.75
<i>MSCI EM Free Index</i>	-11.57	-27.16	-28.11	-2.07	-.15
REIT Funds	-11.07	-29.25	-18.46	-1.98	5.05
<i>Wilshire REIT Index</i>	-10.23	-29.66	-17.60	-2.17	4.77
Total Managed Portfolio	-4.15	-16.31	-14.76	.03	2.77

Performance Inception: 01/01/2019

Returns are gross of account level investment advisory fees and net of any fees, including fees to manage mutual fund or exchange traded fund holdings. Returns for periods over one year are annualized. The information presented has been obtained from sources believed to be accurate and reliable. Past performance is not indicative of future returns. Securities are not FDIC insured, have no bank guarantee, and may lose value.

Asset Allocation

As of September 30, 2022

Current Asset Allocation		Investment Vehicle	
Equity		Range: 20%-40%	27.39%
Large Cap Core	COFYX	Columbia Contrarian Core Inst3	2.76%
	VGIAX	Vanguard Growth & Income Adm	5.20%
Large Cap Value	DODGX	Dodge & Cox Stock Fund	2.53%
	IVE	iShares S&P 500 Value ETF	1.17%
Large Cap Growth	HNACX	Harbor Capital Appreciation Retirement	1.61%
	PRUFX	T. Rowe Price Growth Stock Fund I	1.61%
Mid Cap Core	IWR	iShares Russell Mid-Cap ETF	2.69%
Small Cap Value	UBVFX	Undiscovered Managers Behavioral Val R6	2.08%
Small Cap Growth	VBK	Vanguard Small-Cap Growth ETF	2.12%
International Core	DFALX	DFA Large Cap International I	1.76%
International Value	DODFX	Dodge & Cox International Stock Fund	0.55%
International Growth	MGRDX	MFS® International Growth R6	0.56%
Emerging Markets	HHHFX	Hartford Schroders Emerging Mkts Eq F	1.72%
Real Estate	VNQ	Vanguard Real Estate ETF	1.02%
Fixed Income		Range: 50%-80%	66.55%
Short-Term	VFSUX	Vanguard Short-Term Investment-Grade Adm	13.64%
Intermediate-Term	DBLFX	DoubleLine Core Fixed Income I	17.28%
	PTRRX	PIMCO Total Return Instl Fund	17.33%
	PTRQX	Prudential Total Return Bond Q	17.27%
High Yield	PHIYX	PIMCO High Yield Instl	1.03%
Cash		Range: 0%-20%	6.06%
	FGZXX	First American Government Oblig Z	6.06%
TOTAL			100.00%

SAN MATEO COUNTY MVCD

For Period Ending September 30, 2022

LARGE CAP EQUITY FUNDS							
Fund Name	1-Month Return	3-Month Return	Year-to- Date	1-Year Return	3-Year Return	5-Year Return	10-Year Return
Columbia Contrarian Core Inst3	-9.50	-5.67	-23.36	-16.97	8.44	8.36	11.61
Dodge & Cox Stock I	-9.52	-7.19	-17.89	-13.09	8.46	7.29	11.39
Vanguard Growth & Income Adm	-8.98	-4.48	-22.69	-13.85	8.64	9.26	11.80
Harbor Capital Appreciation Retirement	-9.15	-1.80	-36.75	-33.57	8.36	9.90	12.86
iShares S&P 500 Value ETF	-8.48	-5.86	-16.69	-9.80	4.93	6.00	9.45
T. Rowe Price Growth Stock I	-9.49	-3.29	-38.69	-35.76	3.60	6.83	11.48
S&P 500 TR USD	-9.21	-4.88	-23.87	-15.47	8.16	9.24	11.70
MID CAP EQUITY FUNDS							
iShares Russell Mid-Cap ETF	-9.28	-3.47	-24.35	-19.51	5.03	6.33	10.13
Russell Mid Cap TR USD	-9.27	-3.44	-24.27	-19.39	5.19	6.48	10.30
SMALL CAP EQUITY FUNDS							
Undiscovered Managers Behavioral Val R6	-9.95	-5.61	-13.07	-6.72	9.14	5.99	10.79
Vanguard Small-Cap Growth ETF	-8.99	-0.79	-30.50	-30.09	2.82	5.65	9.15
Russell 2000 TR USD	-9.58	-2.19	-25.10	-23.50	4.29	3.55	8.55
INTERNATIONAL EQUITY FUNDS							
Dodge & Cox International Stock I	-9.05	-10.69	-19.64	-17.71	0.25	-1.48	4.17
DFA Large Cap International I	-9.44	-10.05	-25.80	-23.33	-0.75	-0.26	3.83
MFS International Growth R6	-7.89	-7.73	-25.61	-21.94	0.99	3.04	5.56
MSCI EAFE NR USD	-9.35	-9.36	-27.09	-25.13	-1.83	-0.84	3.67
Hartford Schoders Emerging Mkts Eq F	-10.82	-12.16	-29.54	-31.60	-2.63	-1.70	1.53
MSCI EM NR USD	-11.72	-11.57	-27.16	-28.11	-2.07	-1.81	1.05

Source: SEI Investments, Morningstar Investments

Returns less than one year are not annualized. Past performance is no indication of future results. The information presented has been obtained from sources believed to be accurate and reliable. Securities are not FDIC insured, have no bank guarantee and may lose value.

SAN MATEO COUNTY MVCD

For Period Ending September 30, 2022

REAL ESTATE FUNDS							
Fund Name	1-Month Return	3-Month Return	Year-to- Date	1-Year Return	3-Year Return	5-Year Return	10-Year Return
Vanguard Real Estate ETF	-12.83	-10.98	-29.25	-18.71	-1.62	3.07	6.23
BOND FUNDS							
PIMCO Total Return Instl	-4.31	-4.82	-15.59	-15.65	-3.14	-0.30	1.05
PGIM Total Return Bond R6	-4.82	-4.57	-16.77	-16.51	-3.72	-0.14	1.74
PIMCO High Yield Instl	-3.77	-0.50	-14.37	-13.79	-1.28	1.05	3.45
Vanguard Short-Term Investment-Grade Adm	-2.01	-1.87	-7.35	-7.98	-0.74	0.75	1.34
DoubleLine Core Fixed Income I	-4.13	-4.08	-13.77	-13.96	-3.08	-0.31	1.36
Bloomberg US Agg Bond TR USD	-4.32	-4.75	-14.61	-14.60	-3.26	-0.27	0.89

Source: SEI Investments, Morningstar Investments

Returns less than one year are not annualized. Past performance is no indication of future results. The information presented has been obtained from sources believed to be accurate and reliable. Securities are not FDIC insured, have no bank guarantee and may lose value.



1415 N. Carolan Ave. Project Management Report

Reporting date

10/1/22-10/31/22

Project objective(s)

1. Eliminate the need for leased property
2. Meet District space, parking, and equipment storage long and short-term needs
3. Develop a real estate strategy that spans up to ten years
4. Prioritize building projects. Projects will be prioritized based on the following (in order of importance):
 - a. Need- these items are either required per code/law or designed to protect the structure, occupants, and stored equipment.
 - b. cost
 - c. construction best practices

Work completed in October

1. Receive Draft preliminary plans
2. Held an Ad-hoc Real Estate Committee meeting on Nov. 2 @ 5 PM to solicit trustee feedback on preliminary draft plans

Work planned to complete in November

1. Hazardous materials and geotechnical reports due
2. Work on finalizing preliminary draft plans

Outlook for the remainder of 2022

See **attachment 6E.1** San Mateo County MVCD - Project Schedule (Part 1)

- **All project goals are on schedule**

Budget status and outlook

Budget spent to date: \$11,351.98

Budget remaining: \$138,648.02

San Mateo County MVCD - Project Schedule (Part 1)



Task Name	Start Date	End Date	Q3			Q4			Q1		
			Jul	Aug	Sep	Oct	Nov	Dec	Jan	Feb	Mar
1 <input type="checkbox"/> San Mateo County MVCD - 1451 N. Carolan Improvement Project	07/21/22	01/15/23									
2 Contract Executed	07/21/22	07/21/22									
3 <input type="checkbox"/> Part 1	07/21/22	01/15/23									
4 <input type="checkbox"/> Scope of Work (SOW) Proposal	07/21/22	08/12/22									
5 Prepare SOW Proposal	07/21/22	08/03/22									
6 SOW Proposal Submitted	08/03/22	08/03/22									
7 District Review of SOW Proposal	08/04/22	08/12/22									
8 Notice to Proceed	08/12/22	08/12/22									
9 <input type="checkbox"/> AA.1 - Preliminary Geotechnical Survey / Report	08/13/22	11/07/22									
10 Schedule Field Work	08/13/22	09/18/22									
11 Field Work	09/19/22	09/20/22									
12 Structural Recommendations to Brokaw	10/07/22	10/07/22									
13 Prepare Draft Preliminary Geotechnical Report	09/21/22	11/07/22									
14 Draft Preliminary Geotechnical Report Due	11/07/22	11/07/22									
15 <input type="checkbox"/> AA.2 - Hazardous Materials Survey / Report	08/13/22	11/07/22									
16 Schedule Field Work	08/13/22	09/20/22									
17 Field Work	09/20/22	09/20/22									
18 Laboratory Testing	09/21/22	10/07/22									
19 Prepare Draft Hazardous Materials Survey Report	10/08/22	11/07/22									
20 Draft Hazardous Materials Survey Report Due	11/07/22	11/07/22									
21 <input type="checkbox"/> AA.3/4 - Seismic Evaluation	08/13/22	11/07/22									
22 Schedule Tier 1/2 Evaluations	08/13/22	09/21/22									
23 Tier 1/2 Evaluations	09/21/22	09/21/22									
24 Prepare Draft Seismic Evaluation Report	10/08/22	11/07/22									
25 Draft Seismic Evaluation Report Due	11/07/22	11/07/22									
26 <input type="checkbox"/> A - Programming / Project Visioning / Conceptual Design	08/13/22	12/08/22									
27 Schedule Site Assessment / Kickoff Meeting / Visioning Workshop	08/13/22	09/21/22									
28 Site Assessment / Kickoff Meeting / Visioning Workshop	09/21/22	09/21/22									
29 Develop Program & Improvement "Shopping List"	09/22/22	10/10/22									
30 Prepare Draft Test Fit / Space Plan Options	10/11/22	10/24/22									
31 Draft Test Fit / Space Plan Options Due	10/24/22	10/24/22									
32 District Review of Draft Test Fit / Space Plan Options	10/25/22	11/01/22									

Task Name	Start Date	End Date	Q3			Q4			Q1			
			Jul	Aug	Sep	Oct	Nov	Dec	Jan	Feb	Mar	
33 Draft Test Fit / Space Plan Options Review Meeting	11/01/22	11/01/22										
34 Prepare Draft Visioning Report	11/02/22	11/14/22										
35 Draft Additional Service Reports (AA.1-4) Due to AET.	11/07/22	11/07/22										
36 Collate / Finalize Draft Visioning Report	11/08/22	11/14/22										
37 Draft Visioning Report Due	11/14/22	11/14/22										
38 District Review of Draft Visioning Report (A) / Additional Service Reports (AA.1-4)	11/15/22	12/08/22										
39 Draft Visioning Report Review Meeting	12/08/22	12/08/22										
40 <input type="checkbox"/> Final Visioning Report	12/09/22	01/15/23										
41 Prepare Final Visioning Report	12/09/22	01/14/23										
42 Rough Order of Magnitude (ROM) Cost Estimate Preparation	12/09/22	12/24/22										
43 ROM Cost Estimate Due to AET.	12/24/22	12/24/22										
44 Final Visioning Report Due	01/15/23	01/15/23										
45												
46												



Agenda Item 7.A. - Operations

Staff Program Reports

Field Operations October 2022

Adult Control of Mosquitoes

At San Mateo County Mosquito and Vector Control District along with the rest of the districts in California, preventative control is one of the methods for controlling juvenile mosquitoes. Preventative control involves identifying the water source where mosquitoes grow and applying a mosquito larvicide to lower the number of juvenile mosquitoes in that particular water source. Sometimes preventative measures might not always be an option to control mosquitoes due to the unpredictable emergence of undetected water sources. Water sources that go undetected long enough can start producing adult mosquitoes that fly off seeking a host to extract blood from. These types of mosquito habitats usually go unnoticed since they tend to develop from broken pipes under residential homes that cause flooding or broken stormwater lines that run underneath city streets. By the time a resident calls the district to say they are being bitten by mosquitoes, it is imperative that staff act quickly to identify the source of the problem through surveillance and property inspections.



District staff conducting an adulticide treatment underneath a house.

Typically, with subterranean sources district staff know they are usually going to be fighting against the West Nile Virus mosquito *Culex pipiens*. If this is the case and adult *Culex pipiens* numbers are high or there is elevated West Nile Virus activity in the area, district staff will make the decision to reduce the adult population by using adult control methods, otherwise known as adulticiding. This control method helps reduce the biting pressure and interrupts the disease transmission cycle. Once the adult population has been reduced the technicians will control the new breeding source with a juvenile mosquito treatment until the problem has been fixed. The technicians will continue deploying CO2 traps year-round throughout the county to help monitor adult mosquito abundance which could trigger

extensive inspections depending on the type of mosquito and how many were trapped. The district is equipped to monitor and control over 8,000 potential mosquito breeding habitats throughout San Mateo County but the district also conducts extensive public outreach to educate residents about mosquitoes because we do rely heavily on calls from the public to identify emerging mosquito issues because the district believes one bite is one too many.



Agenda Item 7.A. - Operations Staff Program Reports

Photos from the Field October 2022



Figure 1 Vector Control Technician Kim Keyser preparing to conduct catch basin treatments using the Firefly which is an Electric Vehicle we are testing out to see if it is something we could incorporate into our Vector Control Program.

Figure 2 Airboat trip with trustees Ed Degliantoni, Muhammad Baluom, and Paul Fregulia in early October.





Agenda Item 7.A. - Operations Staff Program Reports



Figure 3 - Aerial Yellowjacket nest in Woodside.



Figure 4 - Vector Control Technician collecting a sample of mosquito larvae from a hot tub that is no longer functioning.



Agenda Item 7.A. - Operations Staff Program Reports



Figures 5 and 6 - Annex Lake and Searsville Lake at Jasper Ridge Biological Preserve in Portola Valley. These lakes normally hold water and produce mosquitoes but the water had receded enough we did not have to treat them for mosquitoes in October with our routinely scheduled aerial applications.



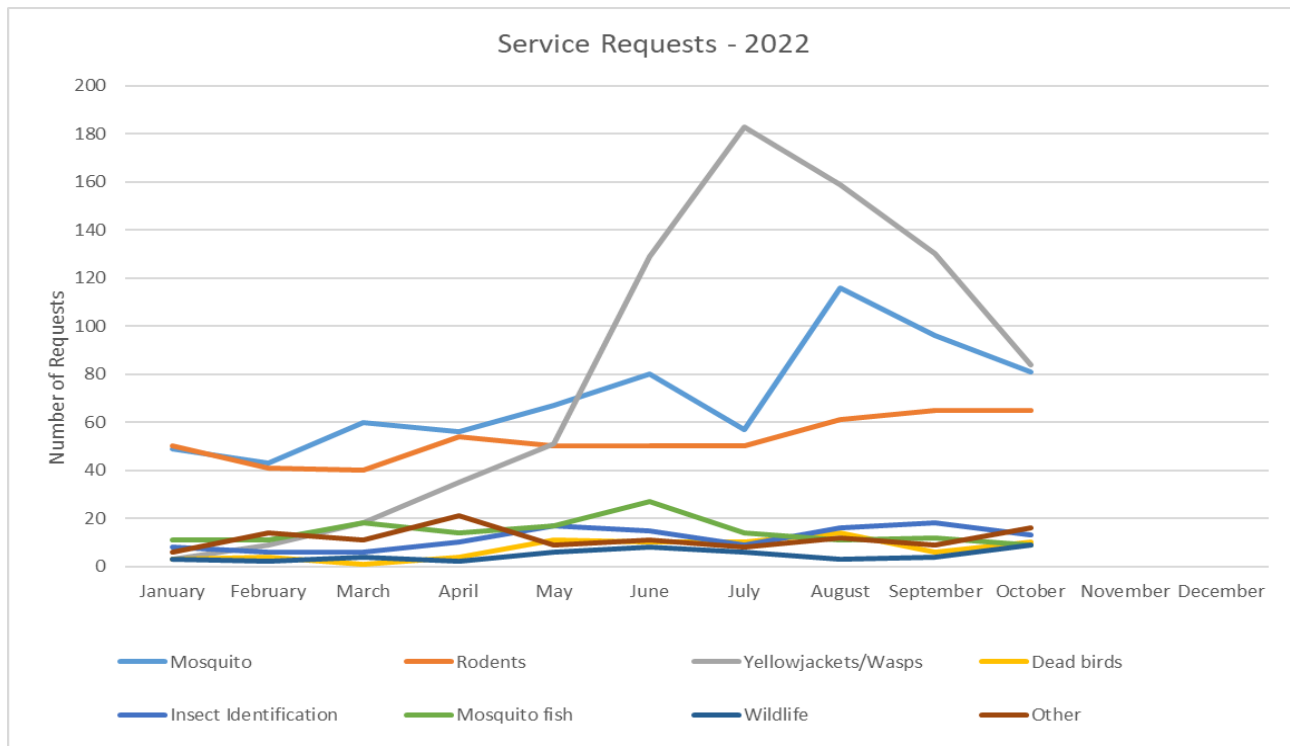
Agenda Item 7.A. - Operations Staff Program Reports

October Service Requests

Type of Request	October 2022	5-year average
Yellowjackets/wasps	84	118
Mosquito	81	61
Rodents	65	47
Insect identification	13	15
Dead birds	10	8
Mosquito fish	9	9
Wildlife	9	6
Other	16	8
Total	287	272

This table contains the number of each type of service request in October 2022 compared to the five-year average in October.

The number of service requests this October is near average (287 compared to a five-year average of 272). Despite a close-to-average total, requests concerning yellowjackets and wasps were much lower than average (84 compared to a five-year average of 118), as they have been all season. In contrast, mosquito requests are higher than usual for October (81 compared to a five-year average of 61) which corresponds with an increase of *Culex pipiens* mosquitoes in traps. *Cx. pipiens* is a domestic mosquito species that causes the majority of mosquito-related service requests in San Mateo County. Rodent service requests remain fairly constant, as domestic rodents are present year-round. The “other” category included a variety of insect-related requests regarding cockroaches, fleas, bees, crane flies, and other flies and non-insect requests concerning mites.





Agenda Item 7.A. - Operations Staff Program Reports



Agenda Item 7.B. – Laboratory Staff Program Reports

Lab Activities in October 2022

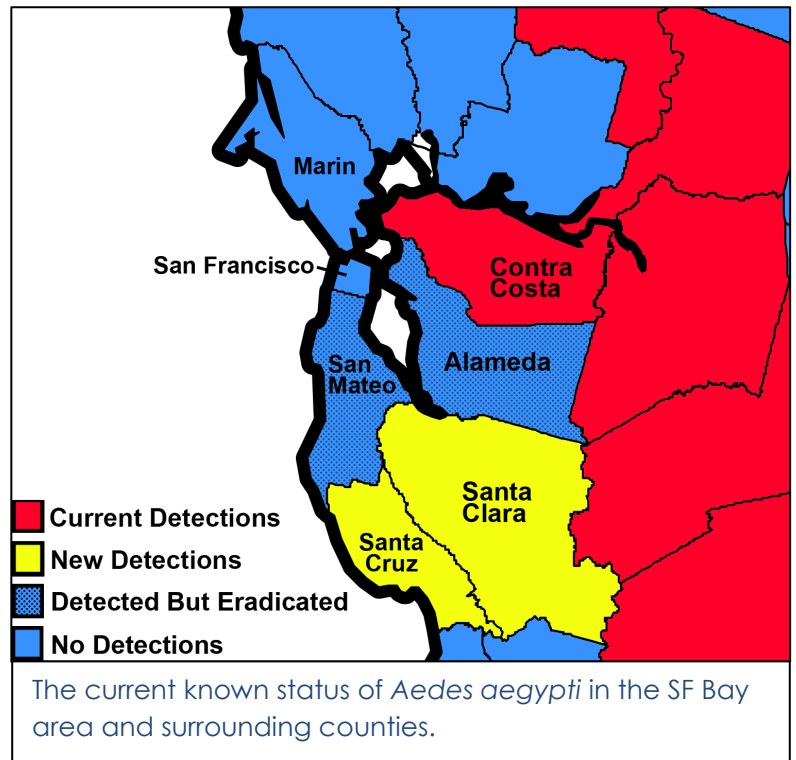
Invasive *Aedes* Mosquito Surveillance

Aedes aegypti is an aggressive, day-biting mosquito that can transmit the viruses that cause Zika, dengue, chikungunya, and yellow fever. They are native to tropical and subtropical areas, but have adapted well to humans and can now be found all over the world. *Aedes aegypti* initially came to California through multiple introductions to Fresno, Madera, and San Mateo Counties in 2013 and then to Southern California in 2014. Since then, they have spread throughout the state, becoming permanently established in some regions.

The San Mateo County Mosquito and Vector Control District successfully eradicated *Ae. aegypti* from the county in 2015 using intensive mosquito control efforts but unfortunately the return of this species may be on the horizon. In 2019, new infestations of *Ae. aegypti* were discovered in San Joaquin, Sacramento, and Yolo counties. In August of 2022, Contra Costa county detected *Aedes aegypti*; Santa Clara and Santa Cruz counties have both had detections in October.

As winter approaches, most adult *Aedes aegypti* will lay their final batch of eggs and die. Although the cold winter weather is thought to kill most *Aedes* eggs, surviving eggs may hatch in the spring when the weather warms.

Early detection of invasive mosquitoes gives the District the best chance of managing or even eliminating an invasive mosquito population. The District lab continues to examine all larval and adult mosquito collections for the presence of invasive *Aedes*. Laboratory staff also continue to monitor areas of elevated introduction risk in the county year-round. In addition, the District works cooperatively with mosquito districts in neighboring counties. Over the winter, the District continues to ready supplies and update plans for surveillance and detection response for next season, including acquiring and testing new types of traps and monitoring tools.





Agenda Item 7.B. – Laboratory Staff Program Reports

West Nile Virus Update

The District collects and tests dead birds reported by residents. Dead birds should be in good condition without signs of decay or trauma. All bird species are accepted except water fowl, poultry, or pigeons.

The California state West Nile virus hotline closed for the season to live calls on October 14. However, residents can still make an online report at westnile.ca.gov. District staff will continue to collect and test suitable birds through the winter months.

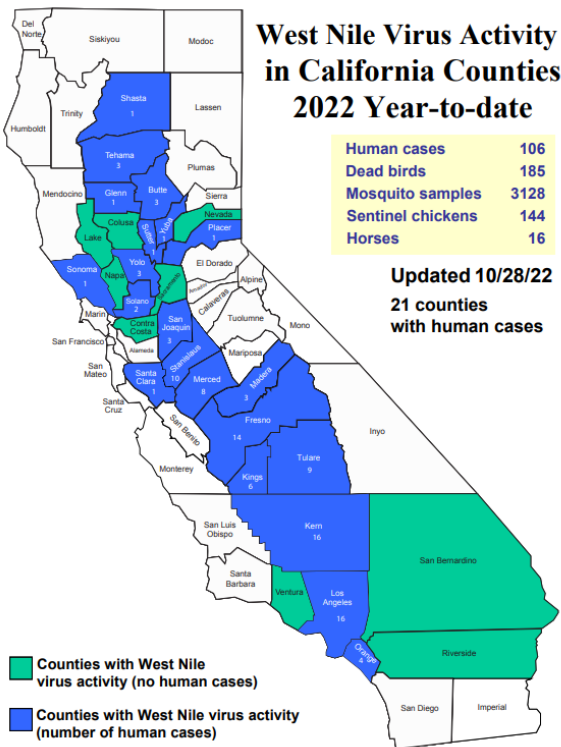
West Nile Virus Surveillance - San Mateo County

As of November 1, 2022, 230 dead birds have been reported in San Mateo County. Of those, 53 have been suitable for testing. All have tested negative for West Nile virus (WNV).

In the month of October, 16 pools of *Culex pipiens* (340 mosquitoes) and 1 pool of *Cx. tarsalis* 6 mosquitoes) were tested for infection with West Nile virus by qPCR and all tested negative.



District sentinel chickens enjoy a seasonal pumpkin treat.



Map from <https://westnile.ca.gov>

All sentinel chickens tested negative for West Nile virus by serology. This was the final test of the year. The 2022 sentinel chickens have been retired and have been adopted out to permanent homes with local residents.

California

Statewide, 4,581 dead birds have been reported and 1,222 have been tested with 185 positive results (15%). This is lower than last year, when 209 dead birds had tested positive at this date, and well below the five year average of 345 positive dead birds by the end of October. Thus far in 2022, 3,128 mosquito samples have tested positive for West Nile virus from 24 counties. Statewide, 144 sentinel chickens have tested positive from thirteen counties.

In California there have been 106 human cases of West Nile virus infection, including a case in Santa Clara County. Of these human cases, seven have been fatalities. Most human cases were in the San Joaquin Valley and Los Angeles County.



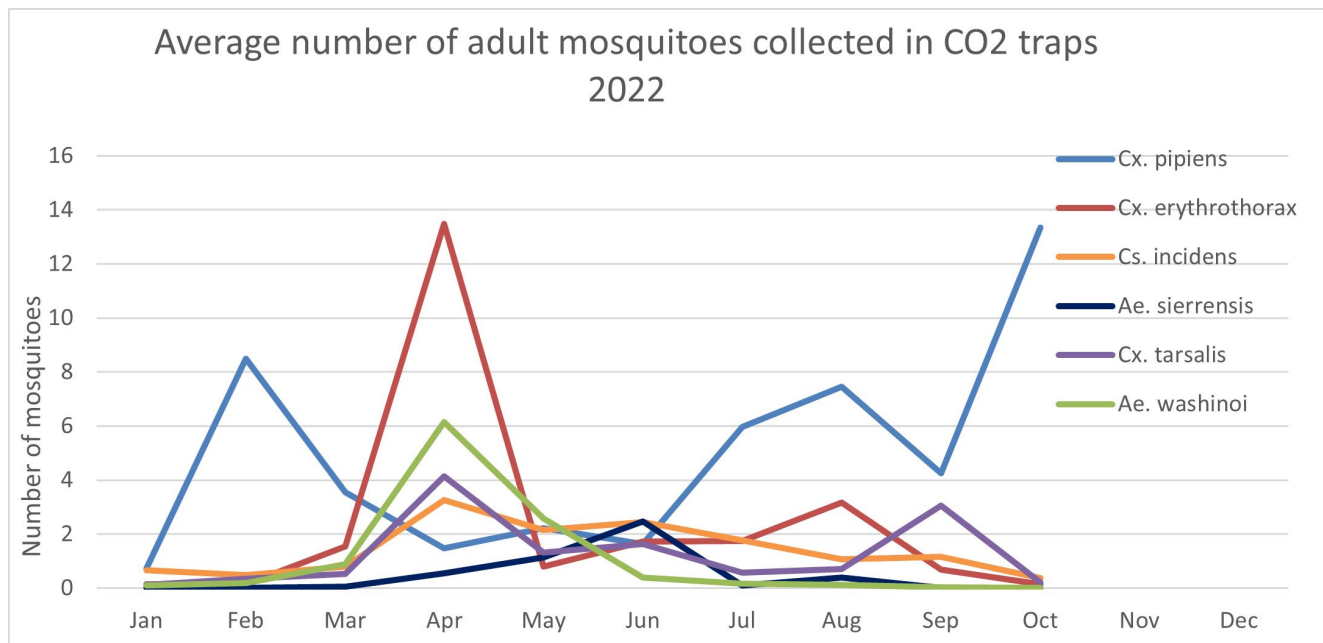
Agenda Item 7.B. – Laboratory Staff Program Reports

CO₂ Traps – Average adult mosquitoes collected per trap per night

The following table and graphs show the average number of mosquitoes collected per CO₂ trap per night during the month of October compared to the five-year average for the six most common mosquito species in San Mateo County. The most frequently collected mosquito was *Culex pipiens*, which experienced an unseasonable rise in numbers in October. Examination of this data revealed that intensive trapping around a single problem breeding site was the cause of the increased per-trap average. As a result, although *Culex pipiens* abundance had been low throughout the summer season, it was higher than average in October (13.352 mosquitoes per trap compared to a five-year average of 8.732). The breeding site was a location that required maintenance to stop holding water and the needed repairs have since been facilitated.

Culex erythrothorax was collected in below average numbers in October (0.134 per trap compared to a five-year average of 6.965). Unlike many years, there wasn't a large emergence of these mosquitoes, except for a brief peak in April. The District treats larger tule marshes where this species breeds by drone or helicopter. This year the District rotated in new mosquito control products and treated some sites earlier in an attempt to minimize emergence. The observed decrease in the species collection shows the treatments have succeeded in keeping adult mosquito numbers low.

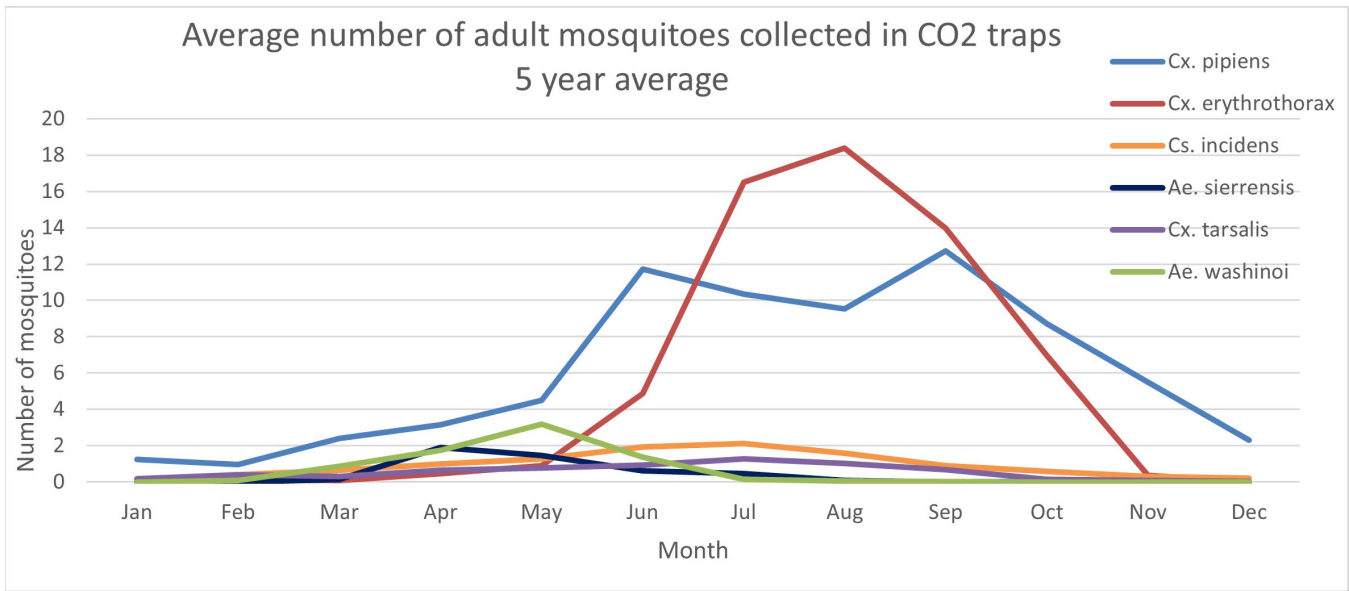
<u>Species</u>	<u>October 2022</u>	<u>5-year October average</u>
<i>Culex pipiens</i>	13.352	8.732
<i>Culiseta incidens</i>	0.380	0.593
<i>Culex tarsalis</i>	0.218	0.013
<i>Culex erythrothorax</i>	0.134	6.965
<i>Aedes sierrensis</i>	0.014	0.006
<i>Aedes washinoi</i>	0.007	0.001



Average number of adult mosquitoes collected in CO₂ traps per trap per night during 2022. The graph shows the six most common species of mosquitoes trapped in San Mateo County.




Agenda Item 7.B. – Laboratory Staff Program Reports



Average number of adult mosquitoes collected in CO₂ traps per trap in one night over five years. The graph shows the six most common species of mosquitoes trapped in San Mateo County.



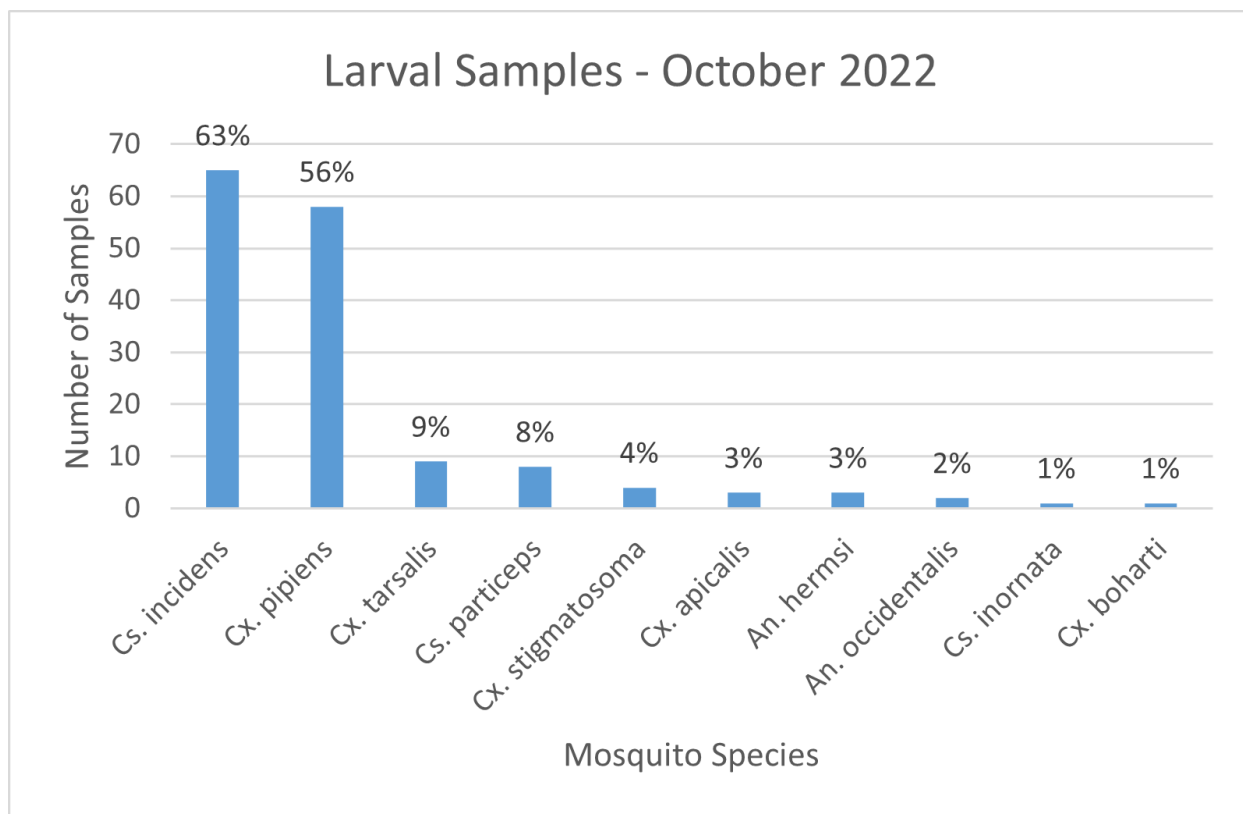
Culex erythrothorax and *Culex pipiens* mosquitoes, viewed through a dissection microscope. The orange color is a key feature of the *Cx. erythrothorax*.



Agenda Item 7.B. – Laboratory Staff Program Reports

Mosquito Larval Samples

During October, larval surveillance focused on backyard sources like fountains, fishponds, and containers in addition to catch basins and natural sources such as creeks and freshwater ponds. Technicians use a dipper to take a sample of water and visually inspect it for mosquito larvae. If larvae are present, the sample is taken back to the District laboratory for species identification. This October, there were 104 samples submitted to the laboratory. The most frequently occurring species was *Culiseta incidens*, the cool weather mosquito, present in 65 of the 104 larval samples. Despite the name, this mosquito is found year-round in a variety of sources, especially in backyard fountains and fishponds. It is not known to transmit disease.



Number and percentage of larval samples containing each mosquito species from water samples collected in October 2022. Larval samples commonly contain multiple species.



Agenda Item 7.C. Staff Program Reports

Public Health Education and Outreach, Oct 2022

Outreach, Post-Service Request Feedback, Website & Newsletter

Outreach and Activities

- Staff tabled at Portfest at the Port of Redwood City to raise awareness of the District's services and our work in the Bair Island area.
- Staff gave a tour of District facilities and explanation of District history and services to a few small groups in October, including a group of Scouts working on their Public Health merit badges and new fellows at the SMC Office of Education.
- 2022-2023 school year presentations continued, with classroom visits to a Belmont school this month.
- The main education and outreach activity in October was a Community Assessment for Public Health Emergency Response (CASPER) survey in East Palo Alto. This was the result of months-long planning and collaboration among various agencies in the County – the District, SMC Health, SMC Department of Emergency Management, and Nuestra Casa. Prior to the survey teams efforts, District Vector Control Technicians played a key role in raising awareness of the survey – over only 2 days, they placed more than 2,300 door hangers in the selected neighborhoods. Approximately 60 staff came together over the course of three days of surveying randomly selected households to better understand a variety of topics affecting people living in East Palo Alto – vector-related issues, climate change effects, emergency preparedness, and general pressing needs in the community. A total of 176 households participated. Each household received a bag of resources, including a variety of materials from the District. Epidemiologists at SMC Health are currently analyzing the data, and a full report will be generated in the next few months.



Casey and Vanessa were two of the staff who assisted with the CASPER survey in East Palo Alto in October.



While conducting surveys in East Palo Alto, Rachel and CDPH staff Beth (picture here) discovered a catch basin breeding mosquitoes. They reported back to Ryan, and seasonal staff member Everst (pictured here) came right out to treat the basin!



Agenda Item 7.C. Staff Program Reports

Feedback from Residents about District Services

- "I am very pleased with the Vector Control team. When folks talk about how government can't do anything for the average person, I cite your group as an excellent counterexample. Thank you for providing this service and for the work that you do."
- "Our technician twice (separate ones at two different properties) were polite, courteous, highly knowledgeable and professional. Thank you."
- "I am so pleased with your staff. From the initial phone calls to meeting the people in the field and follow up conversations. ABSOLUTELY THE BEST. Excellent service and always ready to help. I have called for anything from mosquitos, yellow jackets to [most] recently a bat! YOU ROCK!"
- "My inquiry was responded to quickly and I received a detailed call with information regarding the identification and general information on the insect."

Website Analytics

- In October 2022, there were 3,378 visits to the website, an increase of 5% compared to September 2022.
- Top 10 pages for October 2022 included the District homepage and pages on topics of mosquito-like insects, yellowjackets, service request page, unknown bite sources, rabies, biting mites, rodents, and the District contact page.

Summer Internship Follow-up

During summer of 2022, Janelle was an intern with the Public Education and Outreach Program. She worked with Rachel for 4 weeks in June and July assisting with organization, material preparation, and teaching summer school groups about mosquitoes. Janelle was placed with the District through the Youth Empowerment, Entrepreneurship, and Employment! (YEEE!) program organized by the San Mateo County Office of Education, Youth Leadership Institute, and Peninsula Conflict Resolution Center. The Program focused on internship opportunities for historically marginalized youth in north San Mateo County, to help them gain the skills to access high wage occupations to help break the cycle of generational poverty. The YEEE! program recently released some information about the summer interns, which can be seen in the following pages.

YOUTH EMPOWERMENT, ENTREPRENEURSHIP, & EMPLOYMENT!

SUMMER 2022 IMPACT REPORT



Youth Empowerment, Entrepreneurship & Employment!

(YEEE!) is a youth workforce development program rooted in the belief system that education is for liberation.

THE NEED

Historically marginalized youth in North San Mateo County are not gaining the skills and access to high-wage occupations which in turn perpetuates generational poverty.

YEEE!'S MISSION

is to prepare young people in three areas empowerment, entrepreneurship, and employment.

YEEE!'S PRIORITY

is to implement a work-based learning program specifically for historically marginalized youth to create opportunities to access and pursue high wage careers and occupations in the local labor market.

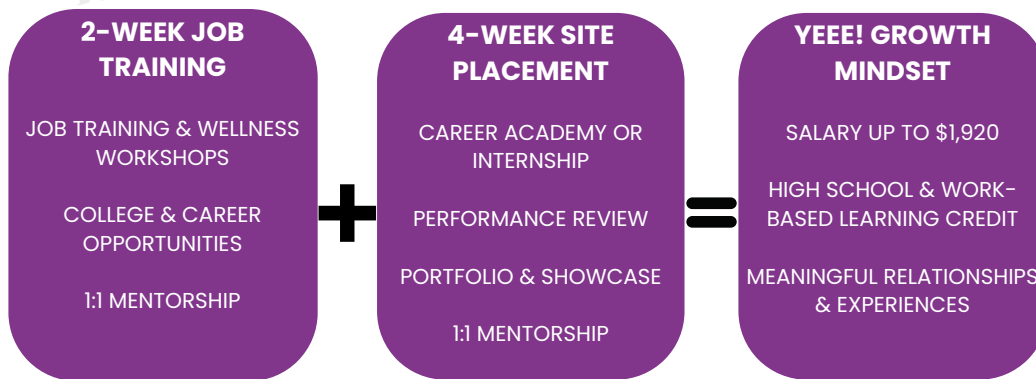
WHO WE SERVE

Rising 9th - 12th graders, students with IEP/504 plans, disabilities, and Dreamers attending schools in North San Mateo County.

DID YOU KNOW?

100% of YEEE! staff members are credentialed educators, experienced youth development professionals, and identify with a historically marginalized group.

SUMMER OVERVIEW



OUR REACH



80 YOUTH SERVED

between the ages 13-20. Of these, 64% identified as Female and 36% as Male.



3 SCHOOL DISTRICTS SERVED

Jefferson Union High School District, South San Francisco Unified School District, San Bruno Park Elementary School District.



100% OF YOUTH SERVED

identify as a **person of color**.



25+ COMMUNITY PARTNERS

providing **internship placements**, **mentorship**, and **expertise** for our youth.

EMPOWERMENT

a reflective process by which historically marginalized communities through the development of a critical consciousness start to believe in their potential and take action towards liberation.

ENTREPRENEURSHIP

is a culturally congruent ethic of North San Mateo County that allows for historically marginalized groups to create small businesses that are culturally and financially sustaining.

EMPLOYMENT

more specifically Youth Employment, offers opportunities to help young people, especially disadvantaged youth, gain the financial knowledge, skills, and access to resources necessary to effectively manage finances through adulthood.

SITE PLACEMENTS

42

CAMP LEAD

22

INTERNSHIP

14

CAREER ACADEMY

2

PRE-APPRENTICESHIP

OUR IMPACT



\$73,552 PAID

to youth in the form of **hourly wages** and **stipends**.



94% OF INTERNS

completed at least **120 hours** of work-based learning.



100% OF PARENTS

report their child **learned** something new about **job readiness**.



93% OF INTERNS

contributed to their **community** during their internship.



97% OF INTERNS

completed the **YEEE!** **portfolio** and **showcase**.



87% OF INTERNS

have a plan to **improve** their community.

THE YEEE! PORTFOLIO



RESUME



BIO/COVER LETTER



LINKEDIN PROFILE



PERFORMANCE REVIEW



INTERNSHIP CONTRACT



WORK PERMIT



TIMESHEETS & REFLECTIONS



SHOWCASE/ CTE EXHIBITION



YEEE! NEXT STEPS DOCUMENT

"I am capable of more than I think."

- YEEE! '22 Intern

THANK YOU TO OUR PARTNERS

ASK Academy • Ballet Folklorico • Bay Area Community Health • Advisory Council • Business Resource Center • Camp LEAD • Camp Unity • Chajinel Home Care Services • City of South San Francisco Parks and Rec • Claiming Prosperity • Community Well • Daly City - City Hall • Jefferson Union High School District • Job Train • Mid-Peninsula Boys & Girls Club • North County Business Resource Center • Peninsula Conflict Resolution Center • Renaissance Business Center • Samoan Solutions • San Bruno Park Elementary School District • San Mateo County Jobs for Youth • San Mateo County Mosquito & Vector Control • San Mateo County Office of Education • Shake Technologies • Silicon Valley Community Foundation • South San Francisco Unified School District • The Fitness Tech • Unity Developer Pre-Apprenticeship Program • Youth Leadership Institute



@yeee_northcounty



Agenda Item 7.D. – Information Technology Staff Program Reports

Information Technology November 2022

MFA update

Summary

- MFA progress report

The MFA rollout has been a success so far

As the board is aware, we implemented Microsoft Security Defaults on October 6th, 2022. One of the requirements of Security Defaults is to have all users enroll in MFA (Multi-factor Authentication). We are now a month removed from implementing the new policy and I am happy to report an almost 50% compliance rate among board members. We still have more work to do to get 100% compliance, but we are trending in the right direction and making good progress.

Since MFA remains a hot topic for us currently, I wanted to give some reminders of the importance of MFA and why it's important for our organization. The security landscape has taken a drastic shift over the last few years, the reliability and availability of Artificial Intelligence tools has made retrieving and aggregating personal data even easier. Passwords as an authentication medium just aren't as reliable due to all the advancements in technology. That's where MFA comes into play. Not only do you have to know your password, but you also must be in possession of a physical object in order to prove your digital identity.

MFA being on your phone is beneficial in more than one way, it turns your single factor into multiple. The first factor is your password, as usual. The second is the phone itself, you can only approve sign ins while in possession of the device. Your phone also has biometrics or a password making it even more secure. Simply implementing MFA in this way, gives you three factors (password, phone, phone biometrics). The chance for a brute force attack drastically decreases as a result. This is the reason why MFA is so important.

I would like to thank the Board for its patience and understanding throughout this process, I appreciate the Board's willingness to help modernize our program and improve our organizations security posture.

References:

1. <https://www.okta.com/identity-101/why-mfa-is-everywhere/>

Agenda Item 8

MANAGER’S REPORT

MVCAC and AMCA

The American Mosquito Control Association (AMCA) Conference will be at the Grand Sierra Resort & Casino in Reno, Nevada, from February 27 - March 3, 2023.

The 91st Annual Mosquito and Vector Control Association of California (MVCAC) Conference will occur on Sunday, January 29 – Wednesday, February 1, 2023, at the Disneyland Hotel, Anaheim.

Please email Devina Walker and cc Manager Weber if you are interested in attending either conference. Below are advertisements followed by links to each conference webpage.



SAVE THE DATES FOR THE 2023 ANNUAL MEETING!

**89TH ANNUAL MEETING
FEBRUARY 27 - MARCH 3, 2023 | RENO, NV**

The AMCA Annual Meeting is the premier education and networking event for researchers, educators, vector control professionals, industry representatives, and students in mosquito control. Every year since 1938, hundreds gather to hear the latest research, share ideas, and form collaborations. Our educational sessions and exhibit hall help to put attendees on the cutting-edge of this ever-expanding field!

MVCAC
91st Annual Conference
and Exhibitor Showcase

Disneyland Hotel

REGISTRATION IS NOW OPEN!
January 29 – February 1, 2023

[Click here](#) to view the draft agenda (updated 9/13/2022)

Hotel Information:
Room rate is \$269/night plus taxes
Book your rooms [here](#)

Please note: Disneyland hotel will be abiding by the MVCAC policy of charging a first nights non refundable deposit upon making your reservation. MVCAC will be getting discounted tickets for attendees, ticket sales will not open until September 29th and will be available on the same link as the booking link.

[89th Annual Meeting \(eventscribe.net\)](https://www.eventscribe.net/2023/02/amca-89th-annual-meeting-reno-nv-2023/)

[91st Annual MVCAC Conference](https://www.mvcac.org/91st-annual-conference-and-exhibitor-showcase)

Aedes aegypti

Since the last Board meeting, *Aedes aegypti* mosquitoes have been identified in two neighboring counties. Since San Mateo County has not seen these invasive mosquitoes since 2015, they have been meeting with mosquito districts in California with established populations to determine which trapping and control methodologies are working best. In addition, all management has begun revising the 2019 Invasive *Aedes* Response Plan and replacing it with the 2022 Invasive *Aedes* Response Plan, using what was learned from other districts.

Rodent report evaluation

Management has been working to establish an evaluation method for how field technicians deliver rodent control information to the building occupant. The goal of every rodent service request is to ensure the occupant understands what work must be done to eliminate rodents from the structure (exclusion) and reduce rodent attractants. Starting sometime in 2023, staff will begin following up with occupants that received a customized rodent exclusion report and determine if the exclusion work was completed. Based on responses, management will consider reviewing how information is delivered to the occupant and any other measures that may improve the work's likelihood of completion.

Trustee Field Day

Per District Policy 5010, Trustee Field Day will be held on December 14, 2022, the 2nd Wednesday of the Month, instead of the December Board meeting. Pending an increase in COVID-19 activity, Field Day will be held at District headquarters. Staff will be spread throughout the property, allowing trustees and staff to socially distance themselves while taking in some social time, a staff presentation, a building tour, and a meal. Management will circulate a Doodle Poll requesting your availability to ensure the event allows for as many attendees as possible. The times being proposed are 12 PM or 4 PM.