



**FINANCE/REAL ESTATE COMMITTEE MEETING
OF THE BOARD OF TRUSTEES
LOCATION: TELECONFERENCE – SEE BELOW**

September 5, 2023

5:30 PM

AGENDA

The Finance Committee is not a decision-making body and can only make recommendations to the Board. All decisions are made by the full Board at the monthly meeting of the Board of Trustees.

IMPORTANT NOTICE REGARDING MEETINGS:

- The District's Board Room is open to the public at this time.
- The meeting will be conducted via teleconference using Zoom.
- All members of the public seeking to observe and/or to address the local legislative body may participate in the meeting telephonically or otherwise electronically in the manner described below.

HOW TO OBSERVE THE MEETING:

Telephone: Listen to the meeting live by calling Zoom at **(408) 636-0968** or **(669) 900-6833**.

Enter the **Meeting ID# 650-344-8592** followed by the pound (#) key. If the line is busy, more phone numbers can be found on Zoom's website at <https://zoom.us/u/abb4GNs5xM>.

Computer: Watch the live streaming of the meeting from a computer by navigating to <https://zoom.us/j/6503448592> using a computer with internet access that meets Zoom's system requirements (see <https://support.zoom.us/hc/en-us/articles/201362023-System-Requirements-for-PC-Mac-and-Linux>)

Mobile: Log in through the Zoom mobile app on a smartphone and enter **Meeting ID# 650-344-8592**.

ACCESSIBILITY INFORMATION:

Board Meetings are accessible to people with disabilities and others who need assistance. Individuals who need special assistance or a disability-related modification or accommodation (including auxiliary aids or services) to observe and/or participate in this meeting and access meeting-related materials should contact Brian Weber, District Manager, at least 48 hours before the meeting, at (650) 344-8592 or bweber@smcmvcd.org. Advanced notification will enable the District to swiftly resolve such requests to ensure accessibility.

PUBLIC RECORDS:

Public records that relate to any item on the open session agenda for a meeting are available for public inspection. Those records that are distributed after the agenda posting deadline for the meeting are available for public inspection at the same time they are distributed to all or a majority of the members of the Board. The Board has designated the District’s website at <https://www.smcmvcd.org/board-meetings> as the place to make those public records available for inspection. The documents may also be obtained by calling the District Manager.

1. CALL TO ORDER

2. ROLL CALL

- Mason Brutschy (Chair), Town of Atherton _____
- Muhammad Baluom, City of Millbrae _____
- Ray Williams, Town of Portola Valley _____
- Robert Riechel, (Chair) City of San Bruno _____
- Carolyn Parker, City of Brisbane _____
- Kati Martin, City of Half Moon Bay _____
- Paul Norton (Chair), City of Foster City _____
- Kat Lion, City of Redwood City _____
- Michael Yoshida, City of South San Francisco _____
- Paul Fregulia, Town of Woodside _____
- Rena Gilligan, City of Burlingame _____
- Ron Collins, City of San Carlos _____

3. PUBLIC COMMENTS AND ANNOUNCEMENTS

This time is reserved for members of the public to address the Finance Committee of the Board relative to matters of the Committee not on the agenda. No action may be taken on non-agenda items unless authorized by law. Comments will be limited to three minutes per person (or six minutes where a translator is used).

4. REGULAR AGENDA

A. Report on PARS Investments as of June 30, 2023

Report by: Andrew Brown, U.S. Bank
Jennifer Meza, PARS

ACTION: Informational only, no action required.

B. Report on Ad Hoc Committee on Real Estate

Report by: District Manager, Brian Weber

ACTION: Recommend the District Manager to finalize construction documents, scope of services, and cost estimates to the Board of Trustees.

C. Review the Preliminary Financial Report for FY 2022-23 as of June 30, 2023.

Report by: Finance Director, Richard Arrow, CPA

ACTION: Motion to recommend the Board approve the Financial Report for FY 2022-23 as of June 30, 2023

D. Review the Preliminary Financial Report for FY 23-24 as of July 31, 2023.

Report by: Finance Director, Richard Arrow, CPA

ACTION: Motion to recommend the Board approve the Financial Report for FY 2023-24 as of July 31, 2023.

E. Consider requesting the Board of Trustees transfer District Reserves funds to the District's alternative depository (CalCLASS) more than \$1,000,000.

Report by: Finance Director, Richard Arrow

ACTION: Motion to recommend the Board authorize District Manager Weber to begin transferring from reserve funds in excess of \$ 1,000,000 held by the San Mateo County Treasury to CalCLASS to maximize interest earning potential.

F. Recommend the Capital purchase of a KingFisher Duo Prime benchtop automated extraction instrument for \$ 18,437.75 from Thermo Scientific

Report by: District Manager, Brian Weber

ACTION: Motion to recommend the Board approve the Capital purchase of a KingFisher Duo Prime benchtop automated extraction instrument for \$ 18,437.75 from Thermo Scientific

From: [Brown, Andrew R](#)
To: [Richard Arrow](#); [Brian Weber](#)
Cc: [Jennifer Meza](#)
Subject: District Pension and OPEB update 2Q
Date: Friday, August 4, 2023 4:03:23 PM
Attachments: [SMMVCD 6.30.23.pdf](#)
[Commentary 202023.pdf](#)

Some people who received this message don't often get email from andrew.brown1@usbank.com. [Learn why this is important](#)

Good afternoon

Here is the update for the second quarter for the Pension and the OPEB Plans for the District.

I hope all is well, and if you have any questions at all with respect to the reports, just reach out.

Best,

Drew

Andrew R. Brown

M: 925-683-8366

Andrew.Brown1@usbank.com

U.S. BANCORP made the following annotations

Electronic Privacy Notice. This e-mail, and any attachments, contains information that is, or may be, covered by electronic communications privacy laws, and is also confidential and proprietary in nature. If you are not the intended recipient, please be advised that you are legally prohibited from retaining, using, copying, distributing, or otherwise disclosing this information in any manner. Instead, please reply to the sender that you have received this communication in error, and then immediately delete it. Thank you in advance for your cooperation.

Economic and Market Commentary Third Quarter 2023

The Economy

In the first quarter US Gross Domestic Product (GDP) grew at an annualized rate of 2%, this marked a slowdown from the 3.2% and 2.9% growth in the third and fourth quarters of 2022, but a sharp revision upwards from the previous estimate and market expectation or 1.3%. Globally, the World Bank's June forecast for global growth in 2023 was revised up to 2.1%, from a 1.7% forecast issued in January, but well below the 2022 growth rate of 3.1%.

The labor market has cooled slightly during the quarter but remains resilient overall. Unemployment ticked up slightly over the quarter ending at 3.6%, up from 3.5% at the end of the first quarter, but still at historical lows. Total nonfarm employment increased by 732K in the second quarter, down from last quarter's 1.03M.

Inflation has continued to cool in the second quarter with headline US Consumer Price Inflation falling to its lowest rate in more than two years at 4% year over year in May. Core price inflation (excluding volatile food and energy prices), rose 5.3%, moderating from the 5.6% pace at the end of the first quarter. Sticky shelter costs continue to lead prices higher, while falling gasoline and energy services have been deflationary.

What We're Watching

The second quarter saw rate hikes domestically and abroad, with the Federal Reserve ("Fed") raising rates 25 basis points (bps) in May and the European Central Bank (ECB) raising rates by 25 bps both in May and June. Despite the Fed's pause in June, messaging remains strong on the likelihood of additional future fed funds rate hikes this year. The Fed's latest projections suggest two additional rate hikes with the median expectation for the target rate to peak at 5.6% this year, significantly higher than the March projection of 5.1%. In Europe, more hikes are also expected with ECB president Lagarde stating that the ECB has more ground to cover and will likely continue raising rates in July.

The U.S. economy continued to expand in June, though unequally with strength in services offsetting manufacturing contraction. While the S&P Global US Composite PMI remained expansionary at 53.0 the Manufacturing PMI Index fell to a six-month low of 46.3 while services rose to 54.1. Consumer demand remains key for a continued expansion, and we are closely monitoring personal balance sheets.

Globally, purchasing manager surveys show slowing activity in the major economies during the second quarter, though only the Eurozone composite dipped into contractionary territory. The HCOB Eurozone Composite PMI saw a reading of 49.9 in June while the au Jibun Bank Japan Composite PMI fell to 52.1 and the Caixin China General Manufacturing PMI fell to 52.5. Manufacturing output continues to lead the slowdown across markets, with services businesses still modestly expanding.

Domestic Equity

The S&P 500 Index (S&P) posted a positive return of 8.74% for the second quarter of 2023. As of June 30, 2023, the trailing 1-year return for the index is 19.56%.

Over the quarter, markets saw a continued rally in Mega-Cap stocks, where index returns were driven by a handful of stocks. At the end of the quarter, that narrow leadership started to broaden out, as Small-Cap and Mid-Cap stocks as represented by the S&P 600 (8.23%) and S&P 400 (9.16%) indices, outperformed Large-Cap stocks, represented by the S&P 500 Index (6.61%) for the month of June. Small-caps, as represented by the Russell 2000 Index, returned 3.16% during the quarter, lagged mid- and large-caps. The Russell Midcap and Russell 1000 indices returned 4.76% and 8.58%, respectively.

Within the S&P 500, two of the eleven GICS sectors ended with negative quarterly returns. Utilities (-2.53%), Energy (-0.89%), and Consumer Staples (0.45%) were the

For institution Investor or Investment Professional Use Only | See Important Disclosures

As of: June 30, 2023



worst performers. While the best performing sectors were: Information Technology (17.20%), Consumer Discretionary (14.58%), and Communication Services (13.07%).

According to FactSet Earnings Insight (as of June 30, 2023), the expected earnings growth rate for S&P 500 for the quarter is -6.8%. If this is the actual decline for the quarter, it will be the largest earnings decline in a quarter since Q2 2020 (-31.6%).

As of the end of the quarter, the S&P 500 P/E ratio was 21.82, slightly above its 5-year average of 21.59. By comparison, the S&P 600, which represents small cap stocks, had a P/E ratio of 15.26, which is below its 5-year average of 17.42.

Non-U.S. Equity

Markets outside of the United States, as measured by the MSCI ACWI ex-U.S. Index significantly underperformed their U.S. counterparts, returning 2.44% for the quarter.

Seven of the 11 sectors posted strong positive returns for the quarter with Information Technology (6.13%), Industrials (5.44%), and Financials (4.85%) being the best performing sectors. The worst performing sectors were: Communication Services (-4.57%), Materials (-2.73%), and Real Estate (-2.50%).

Emerging Markets (EM), as represented by MSCI Emerging Market Index, underperformed Developed ex-U.S. Markets, represented by the MSCI EAFE Index, returning 0.90% versus 2.95% for the quarter.

MSCI Japan (6.42%) outperformed the MSCI EAFE Index aided by positive investor sentiment around the country's growth and shift in corporate culture. Of the five largest-weighted major countries within the index, the United Kingdom (2.19%) was the worst performer due to stubbornly high inflation numbers.

Within Emerging Markets, MSCI China (-9.71%) was the largest headwind as the highly anticipated economic recovery remains underwhelming. EM Latin America (14.04%) on the other hand was the top performing region during the quarter,

benefitting from Brazil's receding inflation which raises the prospect of rate cuts in the second half of the year.

Value stocks outperformed growth stocks across the International Equity Markets. MSCI AC World ex-USA Value returned 2.95% while MSCI AC World ex-USA Growth returned 1.94% for the quarter.

Small caps, as represented by MSCI ACWI ex-U.S. Small Cap Index, slightly underperformed within the international equity markets, returning 2.05% for the quarter.

Non-US equities remain undervalued relative to their long-term average across international equity markets. As of June 30th, 2023, MSCI EM's P/E stood at 12.80 versus a 5-year average of 13.05. Similarly, MSCI EAFE ended the quarter with a P/E ratio of 13.91 much lower than its 5-year average of 16.03.

Fixed Income

The U.S. bond market represented by the Bloomberg U.S. Aggregate (Aggregate) Index sold off during the quarter, -0.84%, as rates continued rising. The trailing one-year period has a loss of -0.94%.

The Bloomberg US Treasury Index closed the quarter with a loss of -1.38%. During the period, the FOMC raised interest rates by a quarter point but paused at the June meeting. Despite the pause, hawkish rhetoric of more tightening to come kept interest rates across the curve rising off the low experienced after the banking issues of March. Across the curve rates rose with the 3-month bill reaching 5.30% while the 10-year treasury ended the quarter at 3.84%, continuing a deeper inversion.

Corporate credit had better relative performance in comparison to treasuries. The investment grade Bloomberg U.S. Corporate (IG Corp) Index returned -0.29% while high yield bonds, represented by the Bloomberg U.S. Corporate High Yield Index, posted a solid gain of 1.75%. High Yield was again led by lowest quality Caa/CCC-rated as spreads tightened.

For institution Investor or Investment Professional Use Only | See Important Disclosures

The fixed-rate mortgage market, as measured by the Bloomberg U.S. Mortgage-Backed Securities (MBS) Index, lost -0.64%.

Emerging market USD sovereign bonds, as represented by the JP Morgan EMBI Global Diversified index, gained 2.19% in the quarter. By region, the Africa sub-index led returns with a 4.3% return while the Middle East group lagged at 0.5%.

Alternatives

REITs, as measured by the FTSE NAREIT Equity REITs Index, gained 2.62% in the second quarter of 2023, compared to a 2.68% increase in the prior quarter. Sector performance was mixed during the second quarter. The best performers were the Data Centers and Apartments sectors, which posted returns of 11.61% and 8.59%, respectively. The worst performers during the quarter were the Diversified and Self-Storage sectors, which posted returns of -10.01% and -3.51%, respectively. The Office sector, which has been plagued by concerns surrounding the future of in-person work, fell only 0.38% during quarter; however, the sector has returned -27.93% over the twelve-month period ending June 2023.

Commodity futures, represented by the Bloomberg Commodity Total Return Index, fell 2.56% in the second quarter of 2023. The U.S. Dollar Index (DXY) gained 0.40% during the same period. The price of gold fell 2.54% in Q2, following strong gains in the two previous quarters. The precious metal finished the quarter at \$1,919.35 per ounce, down from \$1,969.28 at the end of the previous quarter. The West Texas Intermediate (WTI) Crude Oil spot price fell 6.65% from \$75.67 to \$70.64 per barrel as macroeconomic headwinds outweighed tailwinds from potential supply shortages.

Private real estate, as measured by the NCREIF Property Index, fell -1.81% in the first quarter of 2023, resulting in a -1.60% return over the twelve-month period ended March 2023. This was the second consecutive quarter of negative returns for the index. Hotel properties were again the top performers, with a total return of 2.30% in the first quarter, comprised of 0.82% in income return and 1.47% in appreciation return. Office properties were again the worst performers with total return of -4.06%, comprised of 1.14% in income return and -5.20% in appreciation return.

Hedge fund returns were relatively flat quarter-to-date through May 2023 with the HFRI Fund Weighted Composite Index returning 0.04%. During the same period, the HFRI Macro (Total) Index returned 0.55%. The HFRI Equity Hedge (Total) Index and the HFRI Fund of Funds Index returned 0.03% and 0.29%, respectively.

Our Outlook & Positioning

Fixed Income

We expect the Fed's rate hike campaign to end in the coming months as inflation continues to decelerate and the Fed steps back to let its already contractionary policy work through the economy. Given the long and variable lags of monetary policy, combined with the effects of higher interest rates over the past twelve months and tighter lending standards, we also expect economic growth to slow and unemployment to modestly increase as the year progresses, and into 2024. As such, we believe a mild recession is likely to occur late in 2023 or sometime during 2024.

As the effects of slowing economic growth and decelerating yet still elevated inflation become apparent, we believe interest rate pressure should abate resulting in modestly lower interest rates in the latter part of 2023. Slowing economic growth, decelerating revenue and EBITDA growth, higher corporate borrowing costs, and margin pressure should weigh on credit fundamentals going forward, despite generally healthy corporate credit fundamentals. As a result, we expect corporate credit spreads to modestly widen as current valuations do not reflect our forward outlook.

Our outlook for agency mortgage-backed securities is favorable as valuations remain compelling, new issue supply remains minimal, and fundamentals are strong due to a lack of credit risk and because much of the mortgage universe is not economically re-financeable. As interest rate volatility declines, and market concerns shift from interest rate risk to credit risk, agency mortgages should perform well.

Despite an anticipated softening in credit spreads, investment grade fixed income has become a much more attractive asset class as yields for most investment grade fixed

For institution Investor or Investment Professional Use Only | See Important Disclosures

As of: June 30, 2023



income assets remain near their highest level since the Great Financial Crisis. As a result, we maintain a favorable view on high credit quality fixed income assets in a balanced portfolio, with a bias toward higher credit quality sectors, industries, and issuers, and are more comfortable with a modestly longer duration (more interest rate sensitivity) given our favorable interest rate view.

To conclude, after almost a decade of less favorable yields within fixed income, the income has finally returned to fixed income. Further, we believe within fixed income the baton will pass from interest rate risk to credit risk due to the anticipated end to the Fed's tightening cycle, decelerating economic growth, and inflation declining from multi-decade highs.

Equity

Recently, the path of least resistance has been higher for risk assets, on the backs of disinflation traction and the continued pickup in soft-landing expectations. Equities appear priced for perfection, based on the premise of the Fed engineering a soft-landing. And the economy avoiding a recession this cycle. We believe risk assets provide little margin of safety at these current high valuation levels. Consequently, the risk/reward calculation currently skews negative.

There has been a notable deceleration in economic activity. A variety of leading indicators and a broad-based tightening of financial conditions suggest that the business cycle is resetting itself following massive amounts of fiscal and monetary stimulus. In the event the economy tips into recession we expect a mild downturn in equity markets and a continuation of the rolling sector and industry slowdowns that we have seen.

Regarding global equities, we remain cautious and defensively positioned given economic cycle challenges, tightening financial conditions, high valuations, and optimistic corporate earnings expectations. We believe that the current risk/reward profile warrants caution and thus we remain underweight in global equities. We favor international EAFE and Emerging Markets relative to the U.S. Within domestic large cap equities, we favor large cap value over growth, because of extremely wide

valuation discounts on a relative basis. Additionally, we prefer international EAFE and Emerging Markets compared to the U.S. and value relative to growth. These valuation spreads are extremely wide today and we expect the valuation gap to narrow over time back to historical levels.

For institution Investor or Investment Professional Use Only | See Important Disclosures

As of: June 30, 2023



Important Disclosures

The views expressed constitute the perspective of HighMark Capital Management, Inc. (HighMark) at the time of distribution and are subject to change. The content is based on sources generally believed to be reliable and available to the public; however, HighMark cannot guarantee its accuracy, completeness or suitability. This material is for general information purposes only and is not intended to provide specific advice or a specific recommendation.

HighMark Capital Management, Inc. (HighMark) is an investment adviser registered with the U.S. Securities and Exchange Commission and a subsidiary of U.S. Bank National Association ("U.S. Bank"). U.S. Bank is a separate entity and subsidiary of U.S. Bancorp. U.S. Bank is not responsible for and does not guarantee the products, services or performance of HighMark. HighMark manages institutional separate account portfolios for a wide variety of for-profit and nonprofit organizations, public agencies, and public and private retirement plans. Individual account management and construction will vary depending on each client's investment needs and objectives. U.S. Bank provides certain services to HighMark and is compensated for these services. **NOT FDIC : INSURED NO BANK GUARANTEE : MAY LOSE VALUE**

For institution Investor or Investment Professional Use Only | See Important Disclosures

San Mateo County Mosquito & Vector Control District

June 30, 2023

**Presented by
Andrew Brown, CFA**

Selected Period Performance
PARS/PRSP MODERATELY CONSERVATIVE HM
Account *****50104
Period Ending: 6/30/2023

	Quarter to Date (3 Months)	Year to Date (6 Months)	1 Year	3 Years	5 Years	Inception to Date 05/01/2016
Cash Equivalents	1.21	2.28	3.64	1.26	1.44	1.23
<i>Lipper Money Market Funds Index</i>	1.21	2.30	3.70	1.27	1.43	1.19
Total Fixed Income	-.12	2.87	.61	-2.57	1.06	1.12
<i>Bloomberg US Aggregate Bd Index (USD)</i>	-.84	2.09	-.94	-3.96	.77	.69
Total Equities	6.42	13.14	15.70	11.73	8.33	10.65
Large Cap Funds	9.32	17.77	19.62	13.87	11.24	13.02
<i>S&P 500 Composite Index</i>	8.74	16.89	19.59	14.60	12.31	13.37
Mid Cap Funds	4.75	9.03	14.92	12.38	8.34	10.15
<i>Russell Midcap Index</i>	4.76	9.01	14.92	12.50	8.46	10.19
Small Cap Funds	4.25	8.00	13.39	12.45	6.24	10.70
<i>Russell 2000 Index (USD)</i>	5.21	8.09	12.31	10.82	4.21	8.88
International Equities	2.30	9.20	11.89	7.31	3.96	6.26
<i>MSCI EAFE Index (Net)</i>	2.95	11.67	18.77	8.93	4.39	6.07
<i>MSCI EM Free Index (Net USD)</i>	.90	4.89	1.75	2.32	.93	4.85
REIT Funds	1.77	3.42	-4.01	5.67	4.09	4.45
<i>Wilshire REIT Index</i>	3.31	6.73	-.31	8.55	4.40	4.54
Total Managed Portfolio	1.75	5.69	4.83	1.78	3.49	4.75

Performance Inception: 05/01/2016

Account was invested in account 6746019205, PARS HighMark Plus Moderate, from May 1, 2016 to February 28, 2018. Account was transferred and subsequently invested in account 6746019203, PARS Moderately Conservative HighMark Plus, from March 1, 2018 and onwards. Returns are gross of account level investment advisory fees and net of any fees, including fees to manage mutual fund or exchange traded fund holdings. Returns for periods over one year are annualized. The information presented has been obtained from sources believed to be accurate and reliable. Past performance is not indicative of future returns. Securities are not FDIC insured, have no bank guarantee, and may lose value.

Asset Allocation

As of June 30, 2023

Current Asset Allocation		Investment Vehicle	
Equity		Range: 20%-40%	28.57%
Large Cap Core	COFYX	Columbia Contrarian Core CI Z	2.67%
	VGIAX	Vanguard Growth & Income Adm	5.25%
Large Cap Value	IVE	iShares S&P 500 Value ETF	1.16%
	DODGX	Dodge & Cox Stock Fund	2.56%
Large Cap Growth	HNACX	Harbor Capital Appreciation Retirement	1.62%
	IWW	iShares S&P 500 Growth ETF	1.61%
Mid Cap Core	IWR	iShares Russell Mid-Cap ETF	2.55%
Small Cap Value	UBVFX	Undiscovered Mgrs Behavioral Value R6	2.04%
Small Cap Growth	FGROX	Emerald Growth Fund Inst	2.07%
International Core	DFALX	DFA Large Cap International I	2.27%
International Value	DODFX	Dodge & Cox International Stock Fund	0.82%
International Growth	MGRDX	MFS® International Growth R6	0.81%
Emerging Markets	HHHFX	Hartford Schrodgers Emerging Mkts Eq	2.21%
Real Estate	VNQ	Vanguard Real Estate ETF	0.92%
Fixed Income		Range: 50%-80%	65.75%
Short-Term	VFSUX	Vanguard Short-Term Investment-Grade Adm	6.43%
Intermediate-Term	DODIX	Dodge & Cox Income Fund	17.19%
	DBLFX	DoubleLine Core Income Fund	16.95%
	PTRQX	Prudential Total Return Bond Q	17.14%
	GOVT	iShares US Treasury ETF	4.02%
Mortgage Backed	MBB	iShares MBB ETF	4.01%
Cash		Range: 0%-20%	5.69%
	FGZXX	First American Government Oblig Z	5.69%
TOTAL			100.00%

Selected Period Performance
PARS/PRSP MODERATELY CONSERVATIVE HM

Account *****50104

Period Ending: 6/30/2023

	Quarter to Date (3 Months)	Year to Date (6 Months)	1 Year	3 Years	Inception to Date 01/01/2019
Cash Equivalents	1.21	2.27	3.63	1.26	1.38
<i>Lipper Money Market Funds Index</i>	1.21	2.30	3.70	1.27	1.37
Total Fixed Income	-.12	2.85	.58	-2.58	.85
<i>Bloomberg US Aggregate Bd Index (USD)</i>	-.84	2.09	-.94	-3.96	.48
Total Equities	6.46	13.24	15.70	11.76	11.92
Large Cap Funds	9.34	17.96	19.65	13.89	14.74
<i>S&P 500 Composite Index</i>	8.74	16.89	19.59	14.60	15.57
Mid Cap Funds	4.77	9.10	15.02	12.55	12.26
<i>Russell Midcap Index</i>	4.76	9.01	14.92	12.50	12.35
Small Cap Funds	4.30	7.83	13.13	12.41	10.69
<i>Russell 2000 Index (USD)</i>	5.21	8.09	12.31	10.82	9.21
International Equities	2.35	9.31	12.02	7.28	7.15
<i>MSCI EAFE Index (Net)</i>	2.95	11.67	18.77	8.93	7.73
<i>MSCI EM Free Index (Net USD)</i>	.90	4.89	1.75	2.32	3.04
REIT Funds	1.89	3.58	-3.47	5.94	6.10
<i>Wilshire REIT Index</i>	3.31	6.73	-.31	8.55	6.41
Total Managed Portfolio	1.77	5.68	4.92	1.87	4.38

Performance Inception: 01/01/2019

Returns are gross of account level investment advisory fees and net of any fees, including fees to manage mutual fund or exchange traded fund holdings. Returns for periods over one year are annualized. The information presented has been obtained from sources believed to be accurate and reliable. Past performance is not indicative of future returns. Securities are not FDIC insured, have no bank guarantee, and may lose value.

Asset Allocation

As of June 30, 2023

Current Asset Allocation		Investment Vehicle	
Equity		Range: 20%-40%	28.70%
Large Cap Core	COFYX	Columbia Contrarian Core CI Z	2.73%
	VGIAX	Vanguard Growth & Income Adm	5.40%
Large Cap Value	IVE	iShares S&P 500 Value ETF	1.16%
	DODGX	Dodge & Cox Stock Fund	2.54%
Large Cap Growth	HNACX	Harbor Capital Appreciation Retirement	1.59%
	IWW	iShares S&P 500 Growth ETF	1.61%
Mid Cap Core	IWR	iShares Russell Mid-Cap ETF	2.57%
Small Cap Value	UBVFX	Undiscovered Mgrs Behavioral Value R6	2.04%
Small Cap Growth	FGROX	Emerald Growth Fund Inst	2.04%
International Core	DFALX	DFA Large Cap International I	2.24%
International Value	DODFX	Dodge & Cox International Stock Fund	0.81%
International Growth	MGRDX	MFS® International Growth R6	0.80%
Emerging Markets	HHHFX	Hartford Schrodgers Emerging Mkts Eq	2.22%
Real Estate	VNQ	Vanguard Real Estate ETF	0.94%
Fixed Income		Range: 50%-80%	66.61%
Short-Term	VFSUX	Vanguard Short-Term Investment-Grade Adm	6.38%
Intermediate-Term	DODIX	Dodge & Cox Income Fund	17.45%
	DBLFX	DoubleLine Core Income Fund	17.36%
	PTRQX	Prudential Total Return Bond Q	17.44%
	GOVT	iShares US Treasury ETF	3.99%
Mortgage Backed	MBB	iShares MBB ETF	3.99%
Cash		Range: 0%-20%	4.69%
	FGZXX	First American Government Oblig Z	4.69%
TOTAL			100.00%

San Mateo County MCVD

For Period Ending June 30, 2023

LARGE CAP EQUITY FUNDS							
Fund Name	1-Month Return	3-Month Return	Year-to-Date	1-Year Return	3-Year Return	5-Year Return	10-Year Return
Columbia Contrarian Core Inst3	6.58	11.06	20.75	21.21	15.02	12.88	12.78
Vanguard Growth & Income Adm	7.16	8.50	15.52	18.31	14.72	11.92	12.74
Dodge & Cox Stock I	6.91	5.58	7.15	12.37	18.18	10.02	11.41
iShares S&P 500 Value ETF	6.86	6.60	12.06	19.78	16.58	10.39	10.33
Harbor Capital Appreciation Retirement	6.84	15.74	36.94	32.51	8.83	12.69	15.40
iShares S&P 500 Growth ETF	6.36	10.54	21.13	18.04	11.60	12.81	14.28
S&P 500 TR USD	6.61	8.74	16.89	19.59	14.60	12.31	12.86
MID CAP EQUITY FUNDS							
iShares Russell Mid-Cap ETF	8.33	4.73	8.94	14.79	12.32	8.31	10.15
Russell Mid Cap TR USD	8.34	4.76	9.01	14.92	12.50	8.46	10.32
SMALL CAP EQUITY FUNDS							
Undiscovered Managers Behavioral Val R6	7.38	-0.17	0.36	7.78	24.50	6.90	9.90
Emerald Growth Institutional	8.17	8.78	13.26	20.32	7.22	5.66	10.41
Russell 2000 TR USD	8.13	5.21	8.09	12.31	10.82	4.21	8.26
INTERNATIONAL EQUITY FUNDS							
Dodge & Cox International Stock I	7.02	4.31	10.72	14.70	12.78	4.88	5.33
DFA Large Cap International I	4.81	3.00	11.18	17.21	9.99	4.82	5.64
MFS International Growth R6	3.74	2.97	12.47	18.55	8.43	6.86	7.56
MSCI EAFE NR USD	4.55	2.95	11.67	18.77	8.93	4.39	5.41
Hartford Schrodgers Emerging Mkts Eq F	5.13	1.90	7.15	4.00	2.31	1.59	3.70
MSCI EM NR USD	3.80	0.90	4.89	1.75	2.32	0.93	2.95

Source: SEI Investments, Morningstar Investments

Returns less than one year are not annualized. Past performance is no indication of future results. The information presented has been obtained from sources believed to be accurate and reliable. Securities are not FDIC insured, have no bank guarantee and may lose value.

San Mateo County MCVD

For Period Ending June 30, 2023

REAL ESTATE FUNDS							
Fund Name	1-Month Return	3-Month Return	Year-to- Date	1-Year Return	3-Year Return	5-Year Return	10-Year Return
Vanguard Real Estate ETF	5.56	1.64	3.44	-3.95	5.86	4.36	6.12
BOND FUNDS							
DoubleLine Core Fixed Income I	-0.26	-0.59	2.95	-0.09	-2.48	0.59	1.88
PGIM Total Return Bond R6	0.14	0.00	3.17	0.71	-3.28	1.10	2.42
Dodge & Cox Income I	0.32	0.08	3.21	1.83	-1.76	2.02	2.55
Vanguard Short-Term Investment-Grade Adm	-0.32	-0.12	1.76	1.58	-0.87	1.52	1.68
iShares MBS ETF	-0.43	-0.69	1.92	-1.58	-3.76	-0.01	1.00
iShares US Treasury Bond ETF	-0.73	-1.34	1.92	-2.08	-4.85	0.35	0.87
Bloomberg US Agg Bond TR USD	-0.36	-0.84	2.09	-0.94	-3.96	0.77	1.52

Source: SEI Investments, Morningstar Investments

Returns less than one year are not annualized. Past performance is no indication of future results. The information presented has been obtained from sources believed to be accurate and reliable. Securities are not FDIC insured, have no bank guarantee and may lose value.

Agenda Item 4B

SUBJECT: REVIEW 1415 N. CAROLAN AVE CONSTRUCTION DOCUMENTS AND MAKE A RECOMMENDATION TO THE BOARD

SUMMARY

Part 1 of the 1415 N. Carolan Ave Improvement Project “Improvement Project” has concluded. The staff is seeking the Finance Committee’s recommendation to the Board to approve the authorizing the District Manager to spend an amount not to exceed \$530,923 to create construction documents for 1415 N. Carolan Ave.

BACKGROUND

In August 2021, the Board of Trustees approved the acquisition of 1415 N. Carolan Ave, a move central to addressing the District's present and future requirements concerning vehicle storage, staff facilities, and storage space. Following this decision, the Ad hoc Committee on Real Estate collaborated closely with staff and contractor Aetypic to devise property development concepts. This undertaking prioritized essential factors, including code compliance, fiscal responsibility, and staff needs. As a direct outcome of this work, the Board approved the release of a Request for Proposal (RFP) to procure the services of an architect.

After a selection process, the Board accepted Aetypic's proposal on July 13, 2022. Subsequently, the Ad hoc Committee on Real Estate and staff worked closely with Aetypic to outline a comprehensive scope of services, with the primary goal of delivering accurate financial information and enabling the development of a feasible funding strategy if required. Part 1 of the project included the following services by Aetypic:

1. **Preliminary geotechnical survey, hazardous materials survey, and seismic evaluation.** The architect deemed this testing to identify public health/safety issues and the costs of mitigating those risks. These reports are available upon request.
2. **Programming / Project Visioning workshop** – Aetypic worked with District staff to identify primary construction goals to guide the conceptual design process. The document outlines the project framework, design principles, overarching goals, and project justification.
3. **Preliminary plans** - The plans give the Committees and staff an idea of building project concepts and their potential locations within the property and help the estimator with accuracy.

4. **Rough Order Magnitude Cost Estimate** - The 89-page report incorporates all information from Part 1 of the project. The report provides three distinct cost estimates on the sub-project level. The contractor applied escalators for items such as inflation, project duration, prevailing wage, change orders, and other industry standards.

With these items completed, the Ad hoc Committee on Real Estate and staff are ready to proceed to the next phase of the 1415 N. Carolan Ave project by creating construction documents. The cost estimate is for a not to exceed amount of \$530,923. Staff has reviewed the scope of work and, through discussions with other architects and online research, determined the cost is reasonable.

To remind the Committee how far we have come in this process and where we intend to go, staff has put together a timeline, which is attached as **Agenda Item 4B.2**.

RECOMMENDATION

Recommend the Board approve the authorizing the District Manager to spend an amount not to exceed \$530,923 to create construction documents for 1415 N. Carolan Ave.

MATERIALS ATTACHED

1. **Construction Document Cost Estimate and Scope of Work**
2. **Real Estate Projects Timeline**

MATERIALS AVAILABLE UPON REQUEST

1. **1415 N. Carolan Ave. Draft Visioning Report**
2. **Rough Order Magnitude Cost Estimate**
3. **Rough Order Magnitude Cost Estimate summary and priority schedule**



August 16, 2023

Brian Weber
District Manager
San Mateo County Mosquito and Vector Control District
1351 Rollins Road
Burlingame, CA 94010

cc: via email to bweber@smcmvcd.org

attachments: 20220701_SMCMVCD_Part 2_Fee Proposal.pdf

**Subject: 1451 N. Carolan Avenue Improvement Project
1451 N. Carolan Avenue
Burlingame, CA 94010
Proposal for Part 2 – Schematic Design, Design Development, and Construction Documents
(AET-22-010)**

Dear Mr. Weber:

Per your request, Aetypic Inc. is pleased to offer the following proposal for Schematic Design, Design Development, and Construction Documents Services associated with Part 2 of the 1451 N. Carolan Avenue Improvement Project for the San Mateo County Mosquito and Vector Control District.

PROJECT DESCRIPTION

This proposal amends the Scope of Work originally proposed in our Proposal for Architectural Services, dated May 25, 2022, in response to the Request for Proposals for Architectural Services.

PROPOSED SCOPE OF WORK – PART 2

Aetypic proposes the following professional services:

AA.5 Site Survey

1. Perform a topographic site survey.

B.1 Schematic Design

1. Finalize/Update Visioning Report.
2. Assist the District in prioritizing and further developing the “Shopping List” of required/suggested building and site improvements into a Proposed Project.
3. Prepare a Basis of Design.
4. Prepare Schematic Design document package including drawings and preliminary details for high level architectural plans and finishes, mechanical systems, electrical systems, structural plans, landscape design, and civil plans.
5. Prepare Project Cost Estimate based on the Schematic Design document package.
6. Coordinate with City Agencies and other Authorities Having Jurisdiction (AHJ).

C.1 Design Development

1. Assist the District in further developing the Proposed Project defined during Schematic Design into the Final Project.
2. Update Basis of Design.
3. Prepare Design Development document package updating the architectural and engineering drawings with additional details as needed to establish the design intent of the District.
4. Update Project Cost Estimate based on the Design Development document package.
5. Coordinate with City Agencies and other Authorities Having Jurisdiction (AHJ).

D.1 65% Construction Documents

1. Prepare 65% Construction Drawings for review by District.
2. Update Basis of Design including Specification Table of Contents (TOC)
3. Update Project Cost Estimate based on the 65% Construction Documents.
4. Coordinate with City Agencies and other Authorities Having Jurisdiction (AHJ).

D.2 95% Construction Documents

1. Update 65% Construction Drawings into 95% Construction Drawings for review by District.
2. Update Basis of Design.
3. Prepare 95% Construction Specifications for review by District.
4. Update Project Cost Estimate based on the 95% Construction Documents.
5. Coordinate with City Agencies and other Authorities Having Jurisdiction (AHJ).

D.3 Final Construction Documents

1. Update 95% Construction Drawings into Final Construction Drawings for Building Permit application and City Agency Review.
2. Update Basis of Design.
3. Update 95% Construction Specifications into Final Specifications for Building Permit application and City Agency Review.
4. Update Project Cost Estimate based on the Final Construction Documents.
5. Coordinate with City Agencies and other Authorities Having Jurisdiction (AHJ).

Aetypic proposes the following scope of services and deliverables:

Submittals (5)

1. Schematic Design
Intended for review/approval of Proposed Project by District staff prior to proceeding into Design Development.
No City Agency review.
2. Design Development
Intended for review/approval of Final Project by District staff prior to proceeding into Construction Documents.
No City Agency Review.
3. 65% Construction Documents
Intended for review by District staff prior to proceeding into 95% Construction Documents.
Includes pick up of District staff comments.
No City Agency Review.

4. 95% Construction Documents
 Intended for review by District staff prior to proceeding into Final Construction Documents.
 Includes pick up of District comments.
 No City Agency Review.
5. Final Construction Documents
 Intended for Building Permit application and City Agency Review.
 Includes pick up of District comments.

In-Person Meetings / Site Walks (1)

1. Site Investigation (If required)
 Performed on as-needed basis to confirm existing site conditions.

Field Work associated with the Site Survey, as required, are assumed to be in addition to the meetings/walks noted above.

Review meetings as well as any other client requested meetings are assumed to be conducted by videoconference.

Additional in-person meetings or site walks can be provided as an Additional Service and billed on a time and materials basis in accordance with the contract fee schedule noted below.

PROPOSED FEE

Aetypic proposes to provide the Part 2 Services noted herein on a time and materials basis in accordance with the base contract rate schedule.

Using the assumptions noted above, Aetypic proposes a not-to-exceed of **\$530,923**.

Task	Scope of Services	TOTAL
PART II		
AA	Additional Services	
AA.5	Site Survey	\$ 14,072
Subtotal (Task AA) Additional Services		\$ 14,072
B	Schematic Design	
B.1	Schematic Design & Basis of Design	\$ 122,305
Subtotal (Task B)		\$ 122,305
C	Design Development	
C.1	Design Development & Basis of Design	\$ 102,377
Subtotal (Task C)		\$ 102,377
D	Construction Documents	
D.1	65% Construction Documents	\$ 141,816
D.2	95% Construction Documents	\$ 89,337
D.3	Final Construction Documents	\$ 61,016
Subtotal (Task D)		\$ 292,169
Subtotal PART II		\$ 530,923

Brian Weber
District Manager
San Mateo County Mosquito and Vector Control District
August 16, 2023
Page 4 of 4

A detailed breakdown of the proposed fee summarized above has been provided to the District and is attached to this proposal for reference.

Additional services beyond those described above, performed with your prior approval, will be billed on a time and materials basis in accordance with the base contract rate schedule.

Thank you for the opportunity to submit this proposal. We look forward to working further with you and with everyone at the San Mateo County Mosquito and Vector Control District.

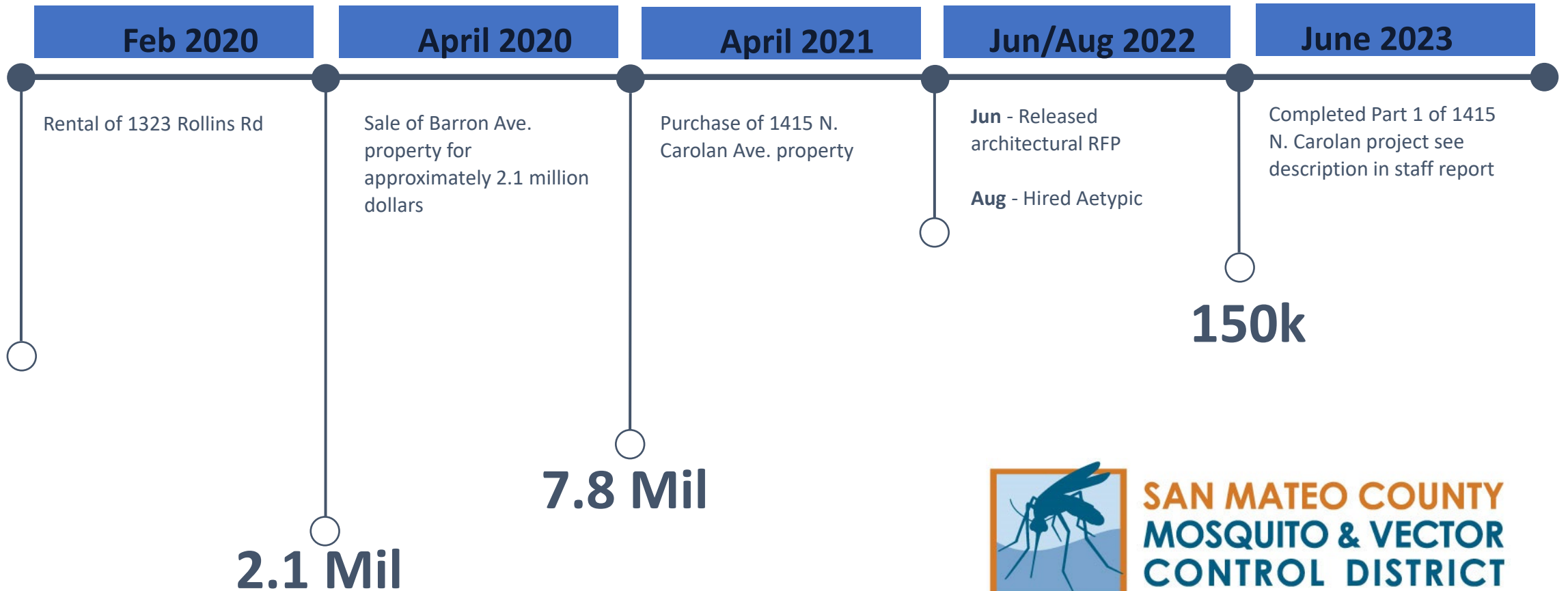
Sincerely,

A handwritten signature in black ink, appearing to read 'S. Grist', is positioned above the typed name.

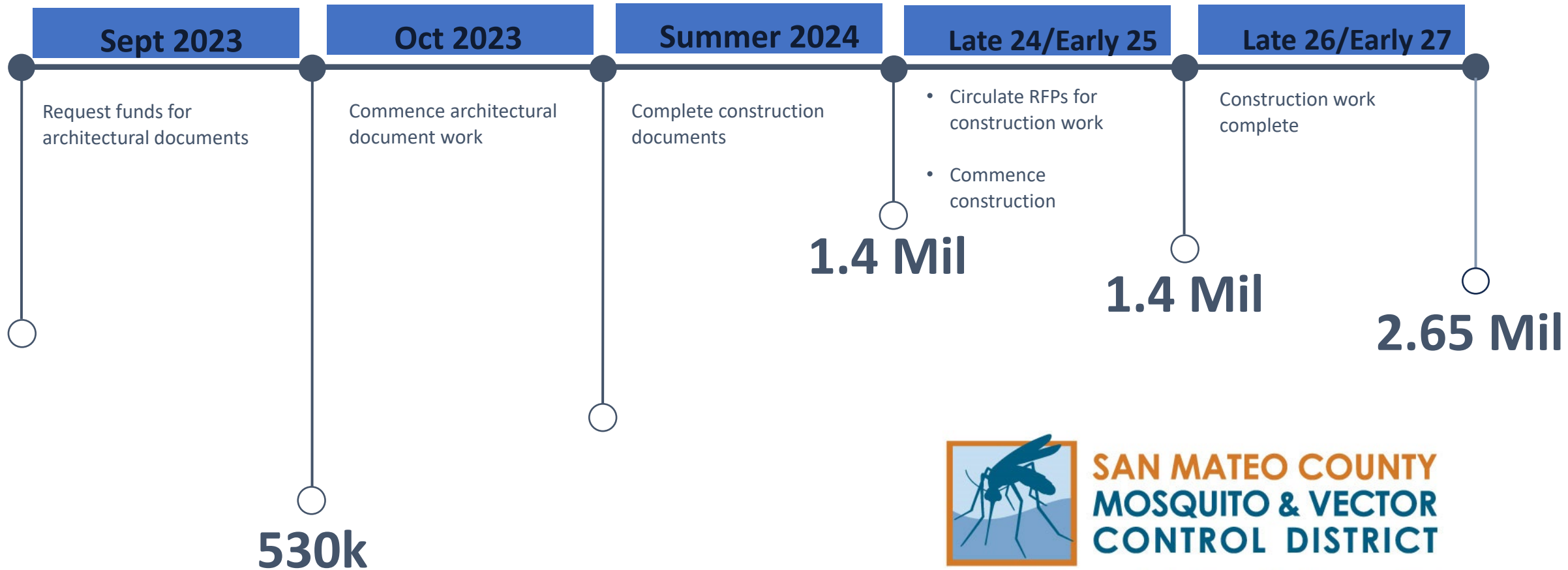
Steve Grist
Partner, Senior Vice President
Aetypic, Inc.

Task	Scope of Services	LABOR									Subtotal Subs	Total Labor	ODCs	SUB MARKUP	TOTAL
		AETYPIC		AGS	BROKAW	YEI	SFMI	NCE	OCMI						
		Architecture	Civil	Geotech & Hazardous Materials	Structural	Mechanical, Electrical, Plumbing, & FPFA	Telecom, A/V, Security, & Acoustics	Landscape	Cost Estimation	5%					
PART II															
AA	Additional Services														
AA.5	Site Survey	\$ 400	\$ 10,500	\$ -	\$ -	\$ -	\$ 2,640	\$ -	\$ -	\$ 2,640	\$ 13,540	\$ 400	\$ 132	\$ 14,072	
	Subtotal (Task AA) Additional Services	\$ 400	\$ 10,500	\$ -	\$ -	\$ -	\$ 2,640	\$ -	\$ -	\$ 2,640	\$ 13,540	\$ 400	\$ 132	\$ 14,072	
B	Schematic Design														
B.1	Schematic Design & Basis of Design	\$ 23,340	\$ 12,000	\$ 7,000	\$ 8,000	\$ 47,046	\$ 3,280	\$ 1,640	\$ 15,477	\$ 82,443	\$ 117,783	\$ 400	\$ 4,122	\$ 122,305	
	Subtotal (Task B)	\$ 23,340	\$ 12,000	\$ 7,000	\$ 8,000	\$ 47,046	\$ 3,280	\$ 1,640	\$ 15,477	\$ 82,443	\$ 117,783	\$ 400	\$ 4,122	\$ 122,305	
C	Design Development														
C.1	Design Development & Basis of Design	\$ 14,780	\$ 10,000	\$ -	\$ 7,000	\$ 35,802	\$ 10,680	\$ 1,230	\$ 19,190	\$ 73,902	\$ 98,682	\$ -	\$ 3,695	\$ 102,377	
	Subtotal (Task C)	\$ 14,780	\$ 10,000	\$ -	\$ 7,000	\$ 35,802	\$ 10,680	\$ 1,230	\$ 19,190	\$ 73,902	\$ 98,682	\$ -	\$ 3,695	\$ 102,377	
D	Construction Documents														
D.1	65% Construction Documents	\$ 36,000	\$ 4,500	\$ -	\$ 10,000	\$ 61,866	\$ 13,640	\$ 1,640	\$ 9,345	\$ 96,491	\$ 136,991	\$ -	\$ 4,825	\$ 141,816	
D.2	95% Construction Documents	\$ 21,360	\$ 2,500	\$ -	\$ 6,000	\$ 46,010	\$ 2,800	\$ 1,070	\$ 6,479	\$ 62,359	\$ 86,219	\$ -	\$ 3,118	\$ 89,337	
D.3	Final Construction Documents	\$ 10,600	\$ 1,000	\$ -	\$ 4,000	\$ 34,314	\$ 1,200	\$ 1,070	\$ 6,479	\$ 47,063	\$ 58,663	\$ -	\$ 2,353	\$ 61,016	
	Subtotal (Task D)	\$ 67,960	\$ 8,000	\$ -	\$ 20,000	\$ 142,190	\$ 17,640	\$ 3,780	\$ 22,303	\$ 205,913	\$ 281,873	\$ -	\$ 10,296	\$ 292,169	
Subtotal PART II		\$ 106,480	\$ 40,500	\$ 7,000	\$ 35,000	\$ 225,038	\$ 34,240	\$ 6,650	\$ 56,970	\$ 364,898	\$ 511,878	\$ 800	\$ 18,245	\$ 530,923	

REAL ESTATE PROJECTS TIMELINE AND ASSOCIATED COSTS



REAL ESTATE PROJECTS TIMELINE AND ASSOCIATED COSTS



**SAN MATEO COUNTY
MOSQUITO & VECTOR
CONTROL DISTRICT**

Protecting public health since 1916



Item 4C

**Preliminary
Monthly Financial Report
Month Ending June
2023**

Staff Recommendation: Motion to recommend approval of the June 30, 2023, preliminary Financial Report.

Statement of Revenues, Expenditures and Change in Fund Balance

Total revenues received from July 1 through June 30, 2023 (YTD) were \$ 6.8 million; total expenditures YTD were \$ 5.8 million; and the change in fund balance was \$ 1.0 million. The District had \$ 9.2 million in cash available in County Treasury and \$ 201,738 in CalCLASS.

	General	Capital	Total
	Fund	Fund	Funds
Beginning Fund Balance 7/1/2022:	\$ 8,001,587	\$ 749,944	\$ 8,751,531
Revenues/Resources	\$ 6,831,063	\$ 18,533	\$ 6,849,597
Due To (From) Funds	\$ (276,044)	\$ 276,044	\$ -
Expenditures	\$ 5,493,716	\$ 290,502	\$ 5,784,218
Change in Fund Balance	1,061,303	4,076	\$ 1,065,379
* Ending Fund Balance	\$ 9,062,890	\$ 754,020	\$ 9,816,910

* Components of Fund Balance:			
Nonspendable (Inventory)	\$ 143,930.00	\$ -	\$ 143,930.00
Assigned (Capital Improvements)	-	754,020	754,020
Public Health Emergency Fund	800,000	-	800,000
Natural Disaster Emergency Fund	650,000	-	650,000
Real Property Acquisiton Fund	2,434,670	-	2,434,670
Debt Service Repayment Fund	1,000,000	-	1,000,000
Unrestricted Fund Balance	4,034,290	-	4,034,290
Total	\$ 9,062,890	\$ 754,020	\$ 9,816,910



Budget Variances

Revenues

Actual revenues received through June 2023 were over budget by \$ 151,407 resulting from increased Property Tax (\$ 211,961), decreased Program Revenue (\$42,175) and decreased all other revenue (\$ 18,379).

Expenditures

Expenditures through June 2023 were under budget by \$ 2,030,109 primarily due to the timing of expenditures contained in the table below:

Budget Category	Over/ Under	Variance	% of YTD Budget	Explanation
Salaries & Wages	Under	\$38,087	98.7%	Position Vacancy and late hiring of Seasonal employees.
Employee Benefits	Over	\$16,225	101.8%	Employee Benefits greater than budgeted
Administration	Under	\$182,792	69.2%	Various unspent items such as HR consultant, Professional & legal services, and facility lease costs.
Computer Hardware & Software	Under	\$12,914	81.6%	Unspent IT consulting & licensing costs
Laboratory	Under	\$19,482	77.3%	Unspent surveillance, supplies, & PCR maint.
Capital	Under	\$1,717,052	14.5%	Unspent Capital Project expenditures related to 1415 N. Carolan.

The Board’s budget level of control is at the category level, for example Salaries, Benefits, Admin., Operations, etc. The above table provides explanations for variances over \$15,000. Due to the Employee Benefits category of expenditures are overspent, we are requesting that \$18,000 be transferred from available balances within the Salaries and Wages accounts.

Questions

Please direct all inquiries related to this financial reporting package to the District Manager, Brian Weber, before the board meeting to allow for adequate research. He can be reached at the District office at (650) 344-8592 or via email at bweber@smcmvcd.org.

Approval

This month’s financial statements are fairly presented. The District Manager and Finance Director approved all disbursements and the monthly bank reconciliation. A Board Officer and the District Manager signed all checks.



Attachments:

1. Statement of Financial Position/Balance Sheet

2. Statement of Revenues, Expenditures and Change in Fund Balance

3. Budget Variance Reports

Month

YTD

YTD compared with adopted budget

4. Accounts Receivable Aging Summary

On the June 2023 summary, accounts receivable outstanding greater than 90 days total is \$ 0.

5. Cash Activity & Reconciliation to County

The District's accounting system is fully reconciled with the County statement.

6. Payroll Disbursement

All payroll disbursements were made to employees and trustees for their monthly stipends. All employees were paid per District salary and wage schedule and longevity policies.

7. Check Detail

This month, the District wrote General Fund checks numbers from 2006 to 2090 (US Bank). Last month's check number ended at 22696 (Union Bank). All checks written were to vendors on account, retired employees, or reimbursements to current employees, per District policy. In June 2023, 85 checks written from the General Fund totaled \$ 270,851.07. In addition, the District wrote 3 checks from the Capital Fund totaling \$ 58,542.33 (check numbers 1256 through 1258).

8. Purchase Card Report and Bank Statement

All card purchases for the month were from commercial vendors and met the District purchase card policy. A copy of the purchase card bank statement is attached. Also, descriptions of all purchases from Amazon are included in the attached detailed purchase card transactions report.

San Mateo County Mosquito & Vector Control District
Balance Sheet
As of Jun 30, 2023

	Total Jun 30, 23	General Fund	Capital Fund
ASSETS			
Current Assets			
Checking/Savings			
1010 · Cash-County Treasury-GF x2706	8,451,092	8,451,092	
1013 · Checking -US Bank - GF x3353	(70,671)	(70,671)	
1018 · Cash-Cal CLASS	201,738	201,738	
1020 · Cash-County Treasury-CPF x2705	761,785		761,785
1023 · Checking -US Bank - CPF x4183	-		-
1016 · County Funds - FMV	(262,567)	(263,107)	540
1030 · Petty Cash	400	400	
1035 · PARS Pension Rate Stabilization	110,183	110,183	
Total Checking/Savings	9,191,961	8,429,636	762,325
Accounts Receivable			
1100 · Accounts Receivable	41,842	41,842	
1105 · Interest Receivable	71,793	65,423	6,370
Total Accounts Receivable	113,635	107,265	6,370
Other Current Assets			
1106 · Other Receivable	38,863	38,863	
1220 · VCJPA-Member Contingency Fund	477,718	477,718	
1230 · Pesticide Inventory	160,226	160,226	
1300 · Prepaid Items	32,217	32,217	
Total Other Current Assets	709,024	709,024	-
Total Current Assets	10,014,621	9,245,926	768,695
TOTAL ASSETS	10,014,621	9,245,926	768,695
LIABILITIES & FUND BALANCE			
Liabilities			
Current Liabilities			
Accounts Payable			
2000 · Accounts Payable	65,311	50,636	14,675
Total Accounts Payable	65,311	50,636	14,675
Credit Cards			
1040 · US Bank Purchase Card	7,856	7,856	
Total Credit Cards	7,856	7,856	-
Other Current Liabilities			
2200 · Accrued Wages	124,544	124,544	
Total Other Current Liabilities	124,544	124,544	-
Total Current Liabilities	197,711	183,036	14,675
Total Liabilities	197,711	183,036	14,675
Fund Balance			
Beginning Fund Balance, 7/1/2022	8,751,531	8,001,587	749,944
Due To (From) Funds	-	(276,044)	276,044
Revenues Over Expenditures	1,065,379	1,337,347	(271,968)
Ending Fund Balance *	9,816,910	9,062,890	754,020
TOTAL LIABILITIES & FUND BALANCE	10,014,621	9,245,926	768,695
* COMPONENTS OF ENDING FUND BALANCE			
Nonspendable (Inventory)	143,930	143,930	-
Assigned (Capital Improvements)	754,020	-	754,020
Public Health Emergency Fund	800,000	800,000	-
Natural Disaster Emergency Fund	650,000	650,000	-
Real Property Acquisiton Fund	2,434,670	2,434,670	-
Debt Service Repayment Fund	1,000,000	1,000,000	-
Unrestricted Fund Balance (Includes Working Capital)	4,034,290	4,034,290	-
Total Fund Balance	9,816,910	9,062,890	754,020

	General	Capital	Total
	Fund	Fund	Funds
Beginning Fund Balance 7/1/2022:	\$ 8,001,587	\$ 749,944	\$ 8,751,531
Revenues/Resources	\$ 6,831,063	\$ 18,533	\$ 6,849,597
Due To (From) Funds	\$ (276,044)	\$ 276,044	-
Expenditures	\$ 5,493,716	\$ 290,502	\$ 5,784,218
Change in Fund Balance	1,061,303	4,076	\$ 1,065,379
* Ending Fund Balance	\$ 9,062,890	\$ 754,020	\$ 9,816,910

* Components of Fund Balance:			
Nonspendable (Inventory)	\$ 143,930.00	\$ -	\$ 143,930.00
Assigned (Capital Improvements)	-	754,020	754,020
Public Health Emergency Fund	800,000	-	800,000
Natural Disaster Emergency Fund	650,000	-	650,000
Real Property Acquisiton Fund	2,434,670	-	2,434,670
Debt Service Repayment Fund	1,000,000	-	1,000,000
Unrestricted Fund Balance	4,034,290	-	4,034,290
Total	\$ 9,062,890	\$ 754,020	\$ 9,816,910

Statement of Revenues, Expenditures Budget vs. Actual
July 2022 through June 2023

Month of Report:
June, 2023

GENERAL FUND:

Ordinary Revenues/Expenditures

Revenues

	Annual Budget	YTD Actual	Annual Variance	%	YTD Budget	YTD Variance	%	Monthly Budget	Monthly Actual	Monthly Variance	%
Total 4000 · PROGRAM REVENUES	2,452,750	2,410,575	(42,175)	98.3%	2,452,750	(42,175)	98.3%	72,252	55,298	(16,954)	76.5%
Total 4100 · PROPERTY TAX REVENUES	3,197,480	3,409,441	211,961	106.6%	3,197,480	211,961	106.6%	-	85,960	85,960	0.0%
Total 4200 · OTHER TAX REVENUES	841,578	828,713	(12,865)	98.5%	841,578	(12,865)	98.5%	-	104	104	0.0%
Total 4300 · OTHER REVENUES	187,848	182,333	(5,515)	97.1%	187,848	(5,515)	97.1%	47,273	63,930	16,657	135.2%

Total Revenues	6,679,656	6,831,063	151,407	102.3%	6,679,656	151,407	102.3%	119,525	205,292	85,767	171.8%
-----------------------	------------------	------------------	----------------	---------------	------------------	----------------	---------------	----------------	----------------	---------------	---------------

Expenditures

Total 5000 · SALARIES & WAGES	3,031,167	2,993,080	38,087	98.7%	3,031,167	(38,087)	98.7%	342,597	364,242	21,645	106.3%
Total 5100 · EMPLOYEE BENEFITS	887,416	903,641	(16,225)	101.8%	887,416	16,225	101.8%	61,853	31,403	(30,450)	50.8%
Total 5200 · TRAINING - BOARD & STAFF	87,973	62,786	25,187	71.4%	87,973	(25,187)	71.4%	19,804	912	(18,892)	4.6%
Total 5300 · ADMINISTRATION	593,988	411,196	182,792	69.2%	593,988	(182,792)	69.2%	43,445	5,849	(37,596)	13.5%
Total 5400 · INSURANCE	143,254	138,306	4,948	96.5%	143,254	(4,948)	96.5%	-	-	-	0.0%
Total 5450 · COMPUTER HARDWARE & SOFTWARE	70,365	57,451	12,914	81.6%	70,365	(12,914)	81.6%	3,036	2,228	(808)	73.4%
Total 5500 · FACILITIES MAINTENANCE	51,547	51,851	(304)	100.6%	51,547	304	100.6%	4,296	9,610	5,314	223.7%
Total 5550 · UTILITIES	77,617	64,034	13,583	82.5%	77,617	(13,583)	82.5%	6,469	3,213	(3,256)	49.7%
Total 5600 · FLEET MAINTENANCE	59,891	46,542	13,349	77.7%	59,891	(13,349)	77.7%	4,991	2,141	(2,850)	42.9%
Total 5700 · OPERATIONS	262,067	259,442	2,625	99.0%	262,067	(2,625)	99.0%	21,839	30,821	8,982	141.1%
Total 5800 · LABORATORY	85,668	66,186	19,482	77.3%	85,668	(19,482)	77.3%	7,033	11,891	4,858	169.1%
Total 5900 · PUBLIC OUTREACH	125,820	121,107	4,713	96.3%	125,820	(4,713)	96.3%	10,485	22,733	12,248	216.8%
Total 6500 · DEBT SERVICE	330,000	318,094	11,906	96.4%	330,000	11,906	96.4%	-	-	-	0.0%

Total Expenditures	5,806,773	5,493,716	(313,057)	94.6%	5,806,773	(313,057)	94.6%	525,848	485,044	(40,804)	92.2%
---------------------------	------------------	------------------	------------------	--------------	------------------	------------------	--------------	----------------	----------------	-----------------	--------------

General Fund Net Revenues Over Expenditures	872,883	1,337,347	464,464		872,883	464,464		(406,323)	(279,752)	126,571	
--	----------------	------------------	----------------	--	----------------	----------------	--	------------------	------------------	----------------	--

CAPITAL IMPROVEMENT FUND:

Total 6000 · CAPITAL IMPROVEMENTS REVENUE	-	18,533	(18,533)	0.0%	-	18,533	0.0%	-	6,370	6,370	0.0%
Total 6000 · CAPITAL IMPROVEMENTS EXPENDITURES	2,007,554	290,502	1,717,052	14.5%	2,007,554	(1,717,052)	14.5%	1,441,720	18,127	(1,423,593)	1.3%

Capital Improvement Fund Net Revenue Over Expenditures	(2,007,554)	(271,968)	1,735,586		(2,007,554)	1,735,586		(1,441,720)	(11,758)	1,429,962	
---	--------------------	------------------	------------------	--	--------------------	------------------	--	--------------------	-----------------	------------------	--

San Mateo County Mosquito & Vector Control District
Statement of Revenues, Expenses & Changes- Budget vs. Actual
 July 2022 through June 2023

	<u>Jul '22 - Jun 23</u>	<u>Budget</u>	<u>\$ Over Budget</u>	<u>% of Budget</u>
Ordinary Income/Expense				
Income				
4000 · PROGRAM REVENUES				
4010 · Service Abatement Revenue -2451	196,866.77	246,748.00	-49,881.23	79.79%
4020 · Special Benefit Assessmnt-2031	1,724,613.95	1,719,858.00	4,755.95	100.28%
4030 · Special Mosquito Tax - 2439	489,094.76	486,144.00	2,950.76	100.61%
Total 4000 · PROGRAM REVENUES	2,410,575.48	2,452,750.00	-42,174.52	98.28%
4100 · PROPERTY TAX REVENUES				
4105 · Current - Secured - 1021	3,164,694.01	2,991,139.00	173,555.01	105.8%
4110 · Current - Unsecured - 1031	109,556.64	128,812.00	-19,255.36	85.05%
4115 · Prior Year - Unsecured - 1033	832.33	0.00	832.33	100.0%
4120 · Current -Secured SB813-1041	120,396.84	65,000.00	55,396.84	185.23%
4130 · Prior Y. Unsecured SB813-1042	1,406.79	500.00	906.79	281.36%
4140 · State Homeowner Prop-1831	10,174.64	12,029.00	-1,854.36	84.58%
4160 · Prior Year - 1043, 1045	2,380.04			
Total 4100 · PROPERTY TAX REVENUES	3,409,441.29	3,197,480.00	211,961.29	106.63%
4200 · OTHER TAX REVENUES				
4210 · ERAF Rebate-1046	574,499.02	616,578.00	-42,078.98	93.18%
4220 · Redevelop Passthrough-1024,2647	254,121.59	225,000.00	29,121.59	112.94%
4230 · Other In-Lieu Tax Distribution	92.79			
Total 4200 · OTHER TAX REVENUES	828,713.40	841,578.00	-12,864.60	98.47%
4300 · OTHER REVENUES				
4310 · Interest Earned (Cnty GF+VCJPA)	161,803.97	110,000.00	51,803.97	147.1%
4311 · Interest Earned (Cnty Cap Fund)	18,533.36	15,000.00	3,533.36	123.56%
4312 · Interest (Cal CLASS)	1,737.87			
4322 · Capital Lease Financing	0.00	0.00	0.00	0.0%
4323 · Sublease	0.00	0.00	0.00	0.0%
4340 · VCJPA / Misc. Income -2658	18,791.45	62,848.00	-44,056.55	29.9%
Total 4300 · OTHER REVENUES	200,866.65	187,848.00	13,018.65	106.93%
4800 · GRANT REVENUE				
4810 · Operating Grants	0.00	0.00	0.00	0.0%
Total 4800 · GRANT REVENUE	0.00	0.00	0.00	0.0%
Total Income	6,849,596.82	6,679,656.00	169,940.82	102.54%
Expense				
5000 · SALARIES & WAGES				
5010 · Permanent Employees	2,633,599.64	2,634,296.00	-696.36	99.97%
5015 · Limited Term Employees	199,116.90	198,354.00	762.90	100.39%
5020 · Seasonal Employees	143,163.74	174,317.00	-31,153.26	82.13%
5040 · Board Trustees Meeting Stipend	17,200.00	24,200.00	-7,000.00	71.07%
Total 5000 · SALARIES & WAGES	2,993,080.28	3,031,167.00	-38,086.72	98.74%
5100 · EMPLOYEE BENEFITS				
5110 · Retirement - Employer Contribut	317,002.01	318,750.00	-1,747.99	99.45%
5115 · Retirement - Employee Contribut	0.00			
5116 · Alternate Retire-Employee Contr	0.00			
5125 · Actives - Medical Insurance	339,948.27	296,876.00	43,072.27	114.51%
5130 · Actives - HRA Health Reimb Acct	14,860.58	12,760.00	2,100.58	116.46%
5135 · Actives - Dental Insurance	30,712.86	31,776.00	-1,063.14	96.65%
5140 · Actives - Dental Reimbursement	574.00	1,200.00	-626.00	47.83%
5145 · Actives - Vision Insurance	5,414.06	5,713.00	-298.94	94.77%
5150 · Group Life Insurance	1,358.50	0.00	1,358.50	100.0%
5155 · Retirees - HRA & Prescrip Reimb	0.00			
5160 · Retirees - HRA & Medical Reimb	0.00			
5165 · Long Term Disability - Standard	16,779.68	15,156.00	1,623.68	110.71%
5170 · Actives - Other Benefits	0.00			
5175 · Social Security & Medicare Tax	53,006.55	54,561.00	-1,554.45	97.15%
5180 · CA Unemployment/Disability Tax	14,478.74	18,187.00	-3,708.26	79.61%
5182 · Workers Compensation	109,506.00	132,437.00	-22,931.00	82.69%
5185 · Actives - Deferred Compensation	0.00			
Total 5100 · EMPLOYEE BENEFITS	903,641.25	887,416.00	16,225.25	101.83%
5200 · TRAINING - BOARD & STAFF				
5205 · Coastal Regional Continuing Ed.	2,447.00	4,280.00	-1,833.00	57.17%
5210 · Conferences / Workshops Board	18,845.67	34,980.00	-16,134.33	53.88%
5215 · Conferences / Workshops Staff	39,682.93	42,000.00	-2,317.07	94.48%
5220 · Staff Training	1,810.61	6,713.00	-4,902.39	26.97%
Total 5200 · TRAINING - BOARD & STAFF	62,786.21	87,973.00	-25,186.79	71.37%
5300 · ADMINISTRATION				
5305 · Board Meeting Expenses	9,029.52	6,000.00	3,029.52	150.49%
5310 · Background / drug screening	1,804.78	1,000.00	804.78	180.48%

San Mateo County Mosquito & Vector Control District
Statement of Revenues, Expenses & Changes- Budget vs. Actual
July 2022 through June 2023

	<u>Jul '22 - Jun 23</u>	<u>Budget</u>	<u>\$ Over Budget</u>	<u>% of Budget</u>
5315 · County Accounting Service Chgs	148,431.44	153,193.00	-4,761.56	96.89%
5325 · HR & Finance Consultant	3,733.20	27,108.00	-23,374.80	13.77%
5330 · Memberships & Subscriptions	33,237.89	33,118.00	119.89	100.36%
5335 · Office Expense	13,209.70	19,962.00	-6,752.30	66.17%
5340 · Janitorial/Household Expense	28,149.49	27,577.00	572.49	102.08%
5345 · Prof. Services - Engineer Rpt	22,461.40	101,883.00	-79,421.60	22.05%
5350 · Legal Services	32,469.00	69,987.00	-37,518.00	46.39%
5355 · Property Tax Stormwater Assess	3,360.00	5,350.00	-1,990.00	62.8%
5360 · Permits	4,544.00	8,578.00	-4,034.00	52.97%
5365 · CEQA / PEIR	0.00	0.00	0.00	0.0%
5375 · Audit	24,820.00	31,057.00	-6,237.00	79.92%
5380 · Copier and postage	6,041.01	6,101.00	-59.99	99.02%
5385 · Security and fire alarm	10,588.15	14,467.00	-3,878.85	73.19%
5390 · Payroll Service	9,140.18	8,605.00	535.18	106.22%
5395 · Bank Fees (County General Fund)	864.95	1,204.00	-339.05	71.84%
5396 · Bank Fees (County Capital Fund)	312.33	566.00	-253.67	55.18%
5399 · Facility Lease	59,311.66	78,232.00	-18,920.34	75.82%
Total 5300 · ADMINISTRATION	411,508.70	593,988.00	-182,479.30	69.28%
5400 · INSURANCE				
5410 · Liability Insurance - VCJPA	98,808.00	101,171.00	-2,363.00	97.66%
5415 · Auto Physical Damage	2,401.00	2,566.00	-165.00	93.57%
5420 · Group Property Program	19,768.00	12,356.00	7,412.00	159.99%
5425 · VCJPA - General Fund Allocation	3,737.00	5,838.00	-2,101.00	64.01%
5430 · Group Fidelity	6,014.00	6,964.00	-950.00	86.36%
5435 · Non-owned Aircraft	4,625.00	6,359.00	-1,734.00	72.73%
5436 · Cyber Liability	2,952.95	7,500.00	-4,547.05	39.37%
5445 · Business Travel Accident Ins	0.00	500.00	-500.00	0.0%
Total 5400 · INSURANCE	138,305.95	143,254.00	-4,948.05	96.55%
5450 · COMPUTER HARDWARE & SOFTWARE				
5455 · IT Consulting - Compu-Data	6,501.98	14,702.00	-8,200.02	44.23%
5460 · Computer Hardware	17,094.60	18,926.00	-1,831.40	90.32%
5465 · Computer Software	15,575.04	12,504.00	3,071.04	124.56%
5470 · Database & Mapping - License	7,700.00	15,000.00	-7,300.00	51.33%
5475 · Website Hosting / Microsoft	10,578.92	9,233.00	1,345.92	114.58%
Total 5450 · COMPUTER HARDWARE & SOFTWARE	57,450.54	70,365.00	-12,914.46	81.65%
5500 · FACILITIES MAINTENANCE				
5505 · Facility - Repairs & Maint	51,850.83	51,547.00	303.83	100.59%
Total 5500 · FACILITIES MAINTENANCE	51,850.83	51,547.00	303.83	100.59%
5550 · UTILITIES				
5560 · Gas & Electricity - PG&E	25,747.79	30,511.00	-4,763.21	84.39%
5565 · Water	5,903.19	7,824.00	-1,920.81	75.45%
5570 · Phone - VOIP - Fusion/MegaPath	6,298.21	6,811.00	-512.79	92.47%
5575 · Phone - Land Line-AT&T/Comcast	4,123.32	5,522.00	-1,398.68	74.67%
5580 · Phone - Mobile Devices-Verizon	21,961.08	26,949.00	-4,987.92	81.49%
Total 5550 · UTILITIES	64,033.59	77,617.00	-13,583.41	82.5%
5600 · FLEET MAINTENANCE				
5610 · Garage Tools	8,456.02	8,500.00	-43.98	99.48%
5615 · Garage Repairs Outside	4,187.53	7,984.00	-3,796.47	52.45%
5620 · Auto, Hotsy, Plug, Boat, Traile	20,422.23	17,000.00	3,422.23	120.13%
5630 · Ops Equipment & Repairs	13,476.12	15,000.00	-1,523.88	89.84%
5635 · Vehicle Accident Insur Claims	0.00	11,407.00	-11,407.00	0.0%
Total 5600 · FLEET MAINTENANCE	46,541.90	59,891.00	-13,349.10	77.71%
5700 · OPERATIONS				
5705 · Pesticides	151,001.94	135,313.00	15,688.94	111.6%
5715 · Helicopter	17,267.25	38,508.00	-21,240.75	44.84%
5720 · Safety Equipment	6,967.47	7,814.00	-846.53	89.17%
5725 · Apparel - Uniforms & Boots	12,269.48	14,432.00	-2,162.52	85.02%
5730 · Mosquito Fish	3,433.51	4,000.00	-566.49	85.84%
5735 · Fuel	68,502.80	62,000.00	6,502.80	110.49%
Total 5700 · OPERATIONS	259,442.45	262,067.00	-2,624.55	99.0%
5800 · LABORATORY				
5805 · Disease Surveillance	7,945.01	10,700.00	-2,754.99	74.25%
5810 · Sentinel Chicken Flocks/Supply	3,356.50	3,210.00	146.50	104.56%
5815 · Mosquito Blood	4,001.00	4,173.00	-172.00	95.88%
5820 · Dry Ice	11,558.56	11,700.00	-141.44	98.79%
5825 · Lab Supplies	7,081.29	9,095.00	-2,013.71	77.86%
5830 · Lab Biowaste Disposal	1,267.70	1,300.00	-32.30	97.52%
5835 · Lab Equip. Repair	947.98	2,000.00	-1,052.02	47.4%

San Mateo County Mosquito & Vector Control District
Statement of Revenues, Expenses & Changes- Budget vs. Actual
July 2022 through June 2023

	<u>Jul '22 - Jun 23</u>	<u>Budget</u>	<u>\$ Over Budget</u>	<u>% of Budget</u>
5840 · Lab Equip. Maintenance	2,224.61	3,000.00	-775.39	74.15%
5845 · Lab PCR Supplies	27,803.08	28,890.00	-1,086.92	96.24%
5850 · Lab PCR Maintenance	0.00	11,600.00	-11,600.00	0.0%
Total 5800 · LABORATORY	66,185.73	85,668.00	-19,482.27	77.26%
5900 · PUBLIC OUTREACH				
5910 · Media and Network	107,311.76	114,352.00	-7,040.24	93.84%
5920 · Promotion & Printing	13,795.06	11,468.00	2,327.06	120.29%
Total 5900 · PUBLIC OUTREACH	121,106.82	125,820.00	-4,713.18	96.25%
6000 · CAPITAL IMPROVEMENTS				
6010 · Building Improvements	144,275.58	1,787,554.00	-1,643,278.42	8.07%
6020 · Equipment - Operations & Admin	49,980.93	60,000.00	-10,019.07	83.3%
6025 · Software	55,000.00	110,000.00	-55,000.00	50.0%
6030 · Vehicle Leases	40,932.72	50,000.00	-9,067.28	81.87%
Total 6000 · CAPITAL IMPROVEMENTS	290,189.23	2,007,554.00	-1,717,364.77	14.46%
6500 · DEBT SERVICE				
6510 · Principal Payments	207,169.12	210,000.00	-2,830.88	98.65%
6520 · Interest Payments	110,925.00	120,000.00	-9,075.00	92.44%
Total 6500 · DEBT SERVICE	318,094.12	330,000.00	-11,905.88	96.39%
Total Expense	5,784,217.60	7,814,327.00	-2,030,109.40	74.02%
Net Ordinary Income	1,065,379.22	-1,134,671.00	2,200,050.22	-93.89%
Other Income/Expense				
Other Income				
Transfer In	0.00	1,134,670.00	-1,134,670.00	0.0%
Total Other Income	0.00	1,134,670.00	-1,134,670.00	0.0%
Net Other Income	0.00	1,134,670.00	-1,134,670.00	0.0%
Net Income	1,065,379.22	-1.00	1,065,380.22	-106,537,922.0%

San Mateo County Mosquito & Vector Control District
Statement of Revenues, Expenses & Changes- Budget vs. Actual
June 2023

	<u>Jun 23</u>	<u>Budget</u>	<u>\$ Over Budget</u>	<u>% of Budget</u>
Ordinary Income/Expense				
Income				
4000 · PROGRAM REVENUES				
4010 · Service Abatement Revenue -2451	13,766.75	68,258.00	-54,491.25	20.17%
4020 · Special Benefit Assessmnt-2031	32,072.66	3,994.00	28,078.66	803.02%
4030 · Special Mosquito Tax - 2439	9,458.53	0.00	9,458.53	100.0%
Total 4000 · PROGRAM REVENUES	55,297.94	72,252.00	-16,954.06	76.54%
4100 · PROPERTY TAX REVENUES				
4105 · Current - Secured - 1021	58,622.47	0.00	58,622.47	100.0%
4110 · Current - Unsecured - 1031	6,990.83	0.00	6,990.83	100.0%
4115 · Prior Year - Unsecured - 1033	-298.96	0.00	-298.96	100.0%
4120 · Current -Secured SB813-1041	16,058.21	0.00	16,058.21	100.0%
4130 · Prior Y. Unsecured SB813-1042	681.26	0.00	681.26	100.0%
4140 · State Homeowner Prop-1831	1,526.20	0.00	1,526.20	100.0%
4160 · Prior Year - 1043, 1045	2,380.04			
Total 4100 · PROPERTY TAX REVENUES	85,960.05	0.00	85,960.05	100.0%
4200 · OTHER TAX REVENUES				
4210 · ERAF Rebate-1046	0.00	0.00	0.00	0.0%
4220 · Redevelop Passthrough-1024,2647	10.79	0.00	10.79	100.0%
4230 · Other In-Lieu Tax Distribution	92.79			
Total 4200 · OTHER TAX REVENUES	103.58	0.00	103.58	100.0%
4300 · OTHER REVENUES				
4310 · Interest Earned (Cnty GF+VCJPA)	60,782.22	27,500.00	33,282.22	221.03%
4311 · Interest Earned (Cnty Cap Fund)	6,279.70	3,750.00	2,529.70	167.46%
4312 · Interest (Cal CLASS)	862.96			
4340 · VCJPA / Misc. Income -2658	2,375.28	16,023.00	-13,647.72	14.82%
Total 4300 · OTHER REVENUES	70,300.16	47,273.00	23,027.16	148.71%
Total Income	211,661.73	119,525.00	92,136.73	177.09%
Expense				
5000 · SALARIES & WAGES				
5010 · Permanent Employees	299,816.38	309,525.00	-9,708.62	96.86%
5015 · Limited Term Employees	22,887.00	16,529.00	6,358.00	138.47%
5020 · Seasonal Employees	40,038.93	14,526.00	25,512.93	275.64%
5040 · Board Trustees Meeting Stipend	1,500.00	2,017.00	-517.00	74.37%
Total 5000 · SALARIES & WAGES	364,242.31	342,597.00	21,645.31	106.32%
5100 · EMPLOYEE BENEFITS				
5110 · Retirement - Employer Contribut	24,084.20	26,563.00	-2,478.80	90.67%
5115 · Retirement - Employee Contribut	0.00			
5116 · Alternate Retire-Employee Contr	0.00			
5125 · Actives - Medical Insurance	29,065.66	24,740.00	4,325.66	117.48%
5130 · Actives - HRA Health Reimb Acct	605.25	0.00	605.25	100.0%
5135 · Actives - Dental Insurance	2,754.18	2,648.00	106.18	104.01%
5140 · Actives - Dental Reimbursement	171.00	100.00	71.00	171.0%
5145 · Actives - Vision Insurance	482.02	476.00	6.02	101.27%
5150 · Group Life Insurance	104.50	0.00	104.50	100.0%
5155 · Retirees - HRA & Prescrip Reimb	-5,380.69			
5160 · Retirees - HRA & Medical Reimb	-31,860.00			
5165 · Long Term Disability - Standard	1,458.77	1,263.00	195.77	115.5%
5170 · Actives - Other Benefits	0.00			
5175 · Social Security & Medicare Tax	7,811.01	4,547.00	3,264.01	171.78%
5180 · CA Unemployment/Disability Tax	2,107.00	1,516.00	591.00	138.98%
5182 · Workers Compensation	0.00	0.00	0.00	0.0%
5185 · Actives - Deferred Compensation	0.00			
Total 5100 · EMPLOYEE BENEFITS	31,402.90	61,853.00	-30,450.10	50.77%
5200 · TRAINING - BOARD & STAFF				
5205 · Coastal Regional Continuing Ed.	-990.00	0.00	-990.00	100.0%
5210 · Conferences / Workshops Board	925.00	8,745.00	-7,820.00	10.58%
5215 · Conferences / Workshops Staff	976.99	10,500.00	-9,523.01	9.31%
5220 · Staff Training	0.00	559.00	-559.00	0.0%
Total 5200 · TRAINING - BOARD & STAFF	911.99	19,804.00	-18,892.01	4.61%
5300 · ADMINISTRATION				
5305 · Board Meeting Expenses	2,833.99	500.00	2,333.99	566.8%
5310 · Background / drug screening	168.43	83.00	85.43	202.93%
5315 · County Accounting Service Chgs	0.00	0.00	0.00	0.0%
5325 · HR & Finance Consultant	312.12	2,259.00	-1,946.88	13.82%
5330 · Memberships & Subscriptions	6,625.01	2,760.00	3,865.01	240.04%
5335 · Office Expense	848.62	1,664.00	-815.38	51.0%
5340 · Janitorial/Household Expense	2,233.63	2,298.00	-64.37	97.2%

San Mateo County Mosquito & Vector Control District
Statement of Revenues, Expenses & Changes- Budget vs. Actual
June 2023

	<u>Jun 23</u>	<u>Budget</u>	<u>\$ Over Budget</u>	<u>% of Budget</u>
5345 · Prof. Services - Engineer Rpt	0.00	25,471.00	-25,471.00	0.0%
5350 · Legal Services	2,907.00	5,832.00	-2,925.00	49.85%
5355 · Property Tax Stormwater Assess	0.00	0.00	0.00	0.0%
5360 · Permits	0.00	0.00	0.00	0.0%
5365 · CEQA / PEIR	0.00	0.00	0.00	0.0%
5375 · Audit	-11,056.00	0.00	-11,056.00	100.0%
5380 · Copier and postage	271.14	508.00	-236.86	53.37%
5385 · Security and fire alarm	0.00	1,206.00	-1,206.00	0.0%
5390 · Payroll Service	704.84	717.00	-12.16	98.3%
5395 · Bank Fees (County General Fund)	0.00	100.00	-100.00	0.0%
5396 · Bank Fees (County Capital Fund)	0.00	47.00	-47.00	0.0%
5399 · Facility Lease	0.00	0.00	0.00	0.0%
Total 5300 · ADMINISTRATION	5,848.78	43,445.00	-37,596.22	13.46%
5400 · INSURANCE				
5410 · Liability Insurance - VCJPA	0.00	0.00	0.00	0.0%
5415 · Auto Physical Damage	0.00	0.00	0.00	0.0%
5420 · Group Property Program	0.00	0.00	0.00	0.0%
5425 · VCJPA - General Fund Allocation	0.00	0.00	0.00	0.0%
5430 · Group Fidelity	0.00	0.00	0.00	0.0%
5435 · Non-owned Aircraft	0.00	0.00	0.00	0.0%
5436 · Cyber Liability	0.00	0.00	0.00	0.0%
Total 5400 · INSURANCE	0.00	0.00	0.00	0.0%
5450 · COMPUTER HARDWARE & SOFTWARE				
5455 · IT Consulting - Compu-Data	1,301.98	1,225.00	76.98	106.28%
5460 · Computer Hardware	0.00	0.00	0.00	0.0%
5465 · Computer Software	450.00	1,042.00	-592.00	43.19%
5475 · Website Hosting / Microsoft	476.45	769.00	-292.55	61.96%
Total 5450 · COMPUTER HARDWARE & SOFTWARE	2,228.43	3,036.00	-807.57	73.4%
5500 · FACILITIES MAINTENANCE				
5505 · Facility - Repairs & Maint	9,610.17	4,296.00	5,314.17	223.7%
Total 5500 · FACILITIES MAINTENANCE	9,610.17	4,296.00	5,314.17	223.7%
5550 · UTILITIES				
5560 · Gas & Electricity - PG&E	1,422.91	2,543.00	-1,120.09	55.95%
5565 · Water	918.68	652.00	266.68	140.9%
5570 · Phone - VOIP - Fusion/MegaPath	522.96	568.00	-45.04	92.07%
5575 · Phone - Land Line-AT&T/Comcast	348.61	460.00	-111.39	75.79%
5580 · Phone - Mobile Devices-Verizon	0.00	2,246.00	-2,246.00	0.0%
Total 5550 · UTILITIES	3,213.16	6,469.00	-3,255.84	49.67%
5600 · FLEET MAINTENANCE				
5610 · Garage Tools	0.00	708.00	-708.00	0.0%
5615 · Garage Repairs Outside	195.00	665.00	-470.00	29.32%
5620 · Auto, Hotsy, Plug, Boat, Traile	1,654.86	1,417.00	237.86	116.79%
5630 · Ops Equipment & Repairs	291.35	1,250.00	-958.65	23.31%
5635 · Vehicle Accident Insur Claims	0.00	951.00	-951.00	0.0%
Total 5600 · FLEET MAINTENANCE	2,141.21	4,991.00	-2,849.79	42.9%
5700 · OPERATIONS				
5705 · Pesticides	22,545.25	11,276.00	11,269.25	199.94%
5715 · Helicopter	0.00	3,209.00	-3,209.00	0.0%
5720 · Safety Equipment	89.18	651.00	-561.82	13.7%
5725 · Apparel - Uniforms & Boots	1,229.38	1,203.00	26.38	102.19%
5730 · Mosquito Fish	0.00	333.00	-333.00	0.0%
5735 · Fuel	6,957.30	5,167.00	1,790.30	134.65%
Total 5700 · OPERATIONS	30,821.11	21,839.00	8,982.11	141.13%
5800 · LABORATORY				
5805 · Disease Surveillance	3,441.98	892.00	2,549.98	385.87%
5810 · Sentinel Chicken Flocks/Supply	212.92	268.00	-55.08	79.45%
5815 · Mosquito Blood	349.00	348.00	1.00	100.29%
5820 · Dry Ice	1,315.58	975.00	340.58	134.93%
5825 · Lab Supplies	2,139.26	758.00	1,381.26	282.22%
5830 · Lab Biowaste Disposal	104.00	0.00	104.00	100.0%
5835 · Lab Equip. Repair	0.00	167.00	-167.00	0.0%
5840 · Lab Equip. Maintenance	0.00	250.00	-250.00	0.0%
5845 · Lab PCR Supplies	4,328.20	2,408.00	1,920.20	179.74%
5850 · Lab PCR Maintenance	0.00	967.00	-967.00	0.0%
Total 5800 · LABORATORY	11,890.94	7,033.00	4,857.94	169.07%
5900 · PUBLIC OUTREACH				
5910 · Media and Network	22,732.97	9,529.00	13,203.97	238.57%
5920 · Promotion & Printing	0.00	956.00	-956.00	0.0%

San Mateo County Mosquito & Vector Control District
Statement of Revenues, Expenses & Changes- Budget vs. Actual
 June 2023

	<u>Jun 23</u>	<u>Budget</u>	<u>\$ Over Budget</u>	<u>% of Budget</u>
Total 5900 · PUBLIC OUTREACH	22,732.97	10,485.00	12,247.97	216.81%
6000 · CAPITAL IMPROVEMENTS				
6010 · Building Improvements	14,585.00	1,437,554.00	-1,422,969.00	1.02%
6020 · Equipment - Operations & Admin	0.00	0.00	0.00	0.0%
6025 · Software	0.00	0.00	0.00	0.0%
6030 · Vehicle Leases	3,542.33	4,166.00	-623.67	85.03%
Total 6000 · CAPITAL IMPROVEMENTS	18,127.33	1,441,720.00	-1,423,592.67	1.26%
6500 · DEBT SERVICE				
6510 · Principal Payments	0.00	0.00	0.00	0.0%
6520 · Interest Payments	0.00	0.00	0.00	0.0%
Total 6500 · DEBT SERVICE	0.00	0.00	0.00	0.0%
Total Expense	503,171.30	1,967,568.00	-1,464,396.70	25.57%
Net Ordinary Income	-291,509.57	-1,848,043.00	1,556,533.43	15.77%
Other Income/Expense				
Other Income				
Transfer In	0.00	1,134,670.00	-1,134,670.00	0.0%
Total Other Income	0.00	1,134,670.00	-1,134,670.00	0.0%
Net Other Income	0.00	1,134,670.00	-1,134,670.00	0.0%
Net Income	<u>-291,509.57</u>	<u>-713,373.00</u>	<u>421,863.43</u>	<u>40.86%</u>

San Mateo County Mosquito & Vector Control District

06/30/2023

A/R Aging Summary

As of June 30, 2023

	<u>Current</u>	<u>1 - 30</u>	<u>31 - 60</u>	<u>61 - 90</u>	<u>> 90</u>	<u>TOTAL</u>
City of Foster City	6,873.73	5,003.07	0.00	0.00	0.00	11,876.80
City of Pacifica Public Works Wastewater	78.08	0.00	0.00	0.00	0.00	78.08
City of Redwood City, Public Works	5,511.67	2,970.73	0.00	0.00	0.00	8,482.40
City of San Francisco, Public Utilities	0.00	369.76	0.00	0.00	0.00	369.76
City of San Mateo, Public Works	0.00	0.00	0.00	18,659.00	0.00	18,659.00
City of San Mateo, Wastewater Treatment	171.46	0.00	0.00	0.00	0.00	171.46
City of South San Francisco Water Quality	161.66	161.66	0.00	0.00	0.00	323.32
San Francisco Int'l Airport	582.27	563.44	0.00	0.00	0.00	1,145.71
San Francisco Zoological Society	145.90	105.65	0.00	0.00	0.00	251.55
Sewer Authority Mid-Coastside	78.08	78.08	0.00	0.00	0.00	156.16
Silicon Valley Clean Water	163.90	0.00	0.00	163.90	0.00	327.80
TOTAL	<u>13,766.75</u>	<u>9,252.39</u>	<u>0.00</u>	<u>18,822.90</u>	<u>0.00</u>	<u>41,842.04</u>

San Mateo County Mosquito & Vector Control District

08/18/2023

A/R Aging Summary

As of August 18, 2023

	<u>Current</u>	<u>1 - 30</u>	<u>31 - 60</u>	<u>61 - 90</u>	<u>> 90</u>	<u>TOTAL</u>
City of Foster City	0.00	5,066.34	0.00	0.00	0.00	5,066.34
City of Pacifica Public Works Wastewater	0.00	78.08	0.00	0.00	0.00	78.08
City of Redwood City, Public Works	0.00	3,752.30	0.00	0.00	0.00	3,752.30
City of San Francisco, Public Utilities	0.00	193.68	0.00	0.00	0.00	193.68
City of San Mateo, Wastewater Treatment	0.00	166.86	0.00	0.00	0.00	166.86
City of South San Francisco Water Quality	0.00	168.06	0.00	0.00	0.00	168.06
San Francisco Int'l Airport	0.00	0.00	582.27	563.44	0.00	1,145.71
San Francisco Zoological Society	0.00	0.00	0.00	105.65	0.00	105.65
Sewer Authority Mid-Coastside	0.00	78.08	0.00	0.00	0.00	78.08
Silicon Valley Clean Water	0.00	327.80	0.00	0.00	0.00	327.80
TOTAL	<u>0.00</u>	<u>9,831.20</u>	<u>582.27</u>	<u>669.09</u>	<u>0.00</u>	<u>11,082.56</u>

San Mateo County Mosquito and Vector Control District
Cash Activity & Reconciliation to County Statement
General Fund
June 30, 2023

GF-Jun
2023

Beginning Cash per District as of May 31, 2023 8,726,597

Reductions

Payroll Related (ADP)	(214,605)
Checks Written	(270,851)
Bank Fee (No Bank Chrg in May)	-
Total Reductions	(485,456)

Additions

Quarterly Interest	-
Abatement Services	8,320
Property Tax Revenue	85,960
ERAF Rebate	-
RDA/RPTTF	11
Special Benefit Assessment	32,073
Special Mosquito Tax	9,459
Misc Deposit	2,468
Total Additions	138,290

Ending Cash per District as of Jun 30, 2023 8,379,432

Cash per County General Fund Statement 8,379,432

Difference -

COUNTY OF SAN MATEO Verbose [D E T A I L E D T R I A L B A L A N C E] 06/01/2023-06/30/2023 Page 2
 FRI, JUL 28, 2023, 3:45 PM --req: VALENCIR--leg: GL JL--loc: CONTROL---job:16415842 J16660--prog: GL501 <1.86>--report id: GLTBAL01

SORT ORDER: SUB ACCT within SUB UNIT

SELECT ORG SUB UNIT: 02705-02706

Lg SUB UNIT Title	Director	St Tr	FDGP	FUND	SUB FUND DEPT	DIVISION SECTION	PROGRAM	BUDGET
GL 02706 County Mosquito Abatemen	Controller	A	07	02706	02706 00140	00000 00000	00000	00000

SUB ACCT	Date	Primary Ref.	Transaction Description	Debit	Credit	Balance
0111 Claim on Cash			Prior to 06/01/23	14,249,536.35	5,522,939.16	8,726,597.19
	06/07/23	HOE6073	AutoID: ITX607A3 Job: 16272 JE	1,526.20	0.00	8,728,123.39
	06/14/23	SPU6143	AutoID: ITX614A3 Job: 16290 JE	654.04	0.00	8,728,777.43
	06/14/23	SPR6143	AutoID: ITX614C3 Job: 16290 JE	1,970.94	0.00	8,730,748.37
	06/17/23	RJ15CFT2	Daily Cash Float Tsfr-Op Fd JE	8,918.75	0.00	8,739,667.12
	06/21/23	HPR6213	AutoID: ITX621A3 Job: 16313 JE	35.31	0.00	8,739,702.43
	06/27/23	SPS6273	AutoID: ITX627E3 Job: 16331 JE	6,671.02	0.00	8,746,373.45
	06/27/23	FWL6273	AutoID: ITX627A3 Job: 16343 JE	57.48	0.00	8,746,430.93
	06/27/23	SPP6273	AutoID: ITX627C3 Job: 16357 JE	405.65	0.00	8,746,836.58
	06/27/23	JE539429	AutoID: JRV703G3 Job: 16366 JE	0.00	485,455.90	8,261,380.68
	06/29/23	UCP6293	AutoID: ITX629E3 Job: 16336 JE	0.00	298.96	8,261,081.72
	06/29/23	SEC6293	AutoID: ITX629J3 Job: 16336 JE	87,878.07	0.00	8,348,959.79
	06/29/23	ABX6293K	AutoID: ITX629P3 Job: 16342 JE	10.79	0.00	8,348,970.58
	06/29/23	ZZZ6293	AutoID: ITX629G3 Job: 16345 JE	11,971.52	0.00	8,360,942.10
	06/29/23	UNI6293	AutoID: ITX629A3 Job: 16345 JE	304.07	0.00	8,361,246.17
	06/29/23	UCC6293	AutoID: ITX629C3 Job: 16345 JE	6,990.83	0.00	8,368,237.00
	06/30/23	RJ15CFT2	Daily Cash Float Tsfr-Op Fd JE	1,776.71	0.00	8,370,013.71
	06/30/23	SPS6303	AutoID: ITX630C3 Job: 16375 JE	9,387.19	0.00	8,379,400.90
	06/30/23	SPR6303	AutoID: ITX630B3 Job: 16379 JE	3.45	0.00	8,379,404.35
	06/30/23	SPU6303	AutoID: ITX630A3 Job: 16381 JE	27.22	0.00	8,379,431.57
		DR	* SUB ACCT Total *	14,388,125.59*	6,008,694.02*	8,379,431.57*

San Mateo County Mosquito and Vector Control District
Cash Activity & Reconciliation to County Statement
Capital Project Fund
June 30, 2023

CPF-Jun 2023

Beginning Cash per District as of May 31, 2023	820,327
Reductions	
Checks Written	(58,542)
Bank Fee (No Bank Chrg for May)	-
Transfer-Out to General Fund	-
Total Reductions	(58,542)
Additions	
Quarterly Interest	-
Transfer-In from General Fund	-
Total Additions	-
Ending Cash per District as of Jun 30, 2023	761,785
Cash per County Capital Project Fund Statement	761,785
Difference	-

COUNTY OF SAN MATEO Verbose [D E T A I L E D T R I A L B A L A N C E] 06/01/2023-06/30/2023 Page 1
 FRI, JUL 28, 2023, 3:45 PM --req: VALENCIR--leg: GL JL--loc: CONTROL---job:16415842 J16660--prog: GL501 <1.86>--report id: GLTBAL01

SORT ORDER: SUB ACCT within SUB UNIT

SELECT ORG SUB UNIT: 02705-02706

Lg SUB UNIT Title	Director	St Tr	FDGP	FUND	SUB FUND	DEPT	DIVISION	SECTION	PROGRAM	BUDGET
GL 02705 SMC Mosq Abate-CP Proj	F Controller	A	07	02705	02705	00140	00000	00000	00000	00000
=====										
SUB ACCT	Date	Primary Ref.	Transaction Description	Debit	Credit	Balance				
=====										
0111 Claim on Cash			Prior to 06/01/23	1,037,701.51	217,374.23	820,327.28				
	06/27/23	JE539429	AutoID: JRV703G3 Job: 16366 JE	0.00	58,542.33	761,784.95				
		DR	* SUB ACCT Total *	1,037,701.51*	275,916.56*	761,784.95*				

San Mateo County Mosquito and Vector Control District
ADP Payroll Disbursement
 June 30, 2023

Jun 2023

	June 9, 2023	June 13, 2023	
Payroll ACH Disbursement (including Net Pay & Taxes)			
Total Net Pay	79,879	80,024	
Federal W/H Tax	14,240	13,891	
Social Security Tax	1,544	1,882	← A
Medicare	3,500	3,479	
CA W/H Tax	5,879	5,747	
CA SUI/DI	1,858	1,976	
Total	106,901	106,999	
ADP Process Fee PPE 5/6 & 5/20	252	315	
ADP Time & Attendance	138	-	
Total amount for the period	107,291	107,314	
Total amount for the month:		214,605	

Footnotes:

A. Social Security expenditure incurred for seasonal employees and Trustees stipends

**San Mateo County Mosquito & Vector Control District
Check Detail**

June 2023

GF-Jun 2023

<u>Num</u>	<u>Date</u>	<u>Name</u>	<u>Memo</u>	<u>Account</u>	<u>Original Amount</u>
2006	06/01/2023	ADP Screening & Selection Services	Billing A/C: 1466165-8	1013 · Checking - US Bank - GF x3353	-168.50
1466165-05-2023	05/30/2023		Background check for 2 Seasonal Hires	5310 · Background / drug screening	168.50
TOTAL					<u>168.50</u>
2007	06/01/2023	Airgas Dry Ice	4317638	1013 · Checking - US Bank - GF x3353	-548.54
9138100212	05/16/2023		Dry Ice (200 lbs)	5820 · Dry Ice	274.37
9138382323	05/23/2023		Dry Ice (200 lbs)	5820 · Dry Ice	274.17
TOTAL					<u>548.54</u>
2008	06/01/2023	Capstone	Invoice 322737	1013 · Checking - US Bank - GF x3353	-880.56
322737	05/25/2023		Insects for public outreach programs	5910 · Media and Network	880.56
TOTAL					<u>880.56</u>
2009	06/01/2023	Cintas	Customer #11322412	1013 · Checking - US Bank - GF x3353	-60.30
5160351124	05/26/2023		First Aid-Kit refill (2)	5720 · Safety Equipment	60.30
TOTAL					<u>60.30</u>
2010	06/01/2023	Colorprint		1013 · Checking - US Bank - GF x3353	-3,456.44
33628	05/18/2023		Tick removal cards (1,000)	5910 · Media and Network	153.48
33469	05/18/2023		SM-District Services Eng & Spanish (250x2)	5910 · Media and Network	363.00
33644	05/19/2023		SM-Newspaper-06130-36x48	5910 · Media and Network	130.59
33627	05/19/2023		Storm drain posters 20x14" (2)	5910 · Media and Network	141.55
33556	05/22/2023		Poison labels-laminated (1,000)	5630 · Ops Equipment & Repairs	662.21
33700	05/24/2023		Cities & Pulgas Maps (2)	5910 · Media and Network	163.48
33709	05/26/2023		District Services-English version (500)	5910 · Media and Network	363.00
33672	05/31/2023		Signage on Falconboard (45)	5910 · Media and Network	1,073.37
33733	05/31/2023		Signage & display cards (2 prints)	5910 · Media and Network	106.34
33762	05/31/2023		Signage on Falconboard (7)	5910 · Media and Network	256.53
33763	05/31/2023		Laminated posters (2)	5910 · Media and Network	42.89

**San Mateo County Mosquito & Vector Control District
Check Detail**

June 2023

GF-Jun 2023

<u>Num</u>	<u>Date</u>	<u>Name</u>	<u>Memo</u>	<u>Account</u>	<u>Original Amount</u>
TOTAL					3,456.44
2011	06/01/2023	Great-West Life & Annuity Co	Group No. 98368	1013 · Checking - US Bank - GF x3353	-6,515.01
05202023	05/20/2023		Employee Deferred Comp PPE 05/20/2023	5185 · Actives - Deferred Compensation	6,515.01
TOTAL					6,515.01
2012	06/01/2023	San Mateo County Retirement Assoc. SM M.A.D.		1013 · Checking - US Bank - GF x3353	-21,741.37
05-20-2023	05/20/2023		Employee Contribution Pay Period 05/07/2023-05/20/2023	5115 · Retirement - Employee Contribut	9,382.72
			Employer Contribution Pay Period 05/07/2023-05/20/2023	5110 · Retirement - Employer Contribut	12,358.65
TOTAL					21,741.37
2013	06/01/2023	U.S. Bank PARS Account # 674602240 Agency Name: San Mateo County Mosquito & Vector Control Distric		1013 · Checking - US Bank - GF x3353	-572.18
6746022400-PP5-20	05/20/2023		Alternate Retirement System for Richard Arrow PPE 05/20/2023	5116 · Alternate Retire-Employee Contr	572.18
TOTAL					572.18
2014	06/01/2023	Fusion, LLC	Customer No. 3789973	1013 · Checking - US Bank - GF x3353	-522.96
9692012	05/18/2023		Phone System Jun-2023	5570 · Phone - VOIP - Fusion/MegaPath	522.96
TOTAL					522.96
2015	06/01/2023	GLS US	Account #32493	1013 · Checking - US Bank - GF x3353	-15.58
5036097	05/21/2023		Ship sentinel chicken to UC Davis lab for testing	5810 · Sentinel Chicken Flocks/Supply	15.58
TOTAL					15.58
2016	06/01/2023	MidAmerica Admin & Retirement Solu Cust ID: SANMA002 (Admin Fees Jan-Mar '23)		1013 · Checking - US Bank - GF x3353	-648.00
HRA-Admin-Jan-Mar	05/16/2023		Admin Fees for Actives HRA Jan thru Mar '23	5130 · Actives - HRA Health Reimb Acct	528.00
			Admin Fees for Retirees HRA Jan thru Mar '23	5160 · Retirees - HRA & Medical Reimb	120.00
TOTAL					648.00
2017	06/01/2023	Pacific Bay Equipment	Customer No.: SMC MOSQUITO	1013 · Checking - US Bank - GF x3353	-526.29

San Mateo County Mosquito & Vector Control District
Check Detail

June 2023

GF-Jun 2023

<u>Num</u>	<u>Date</u>	<u>Name</u>	<u>Memo</u>	<u>Account</u>	<u>Original Amount</u>
89761	05/11/2023		Pressure washer hotsy machine repair	5620 · Auto, Hotsy, Plug, Boat, Traile	526.29
TOTAL					<u>526.29</u>
2018	06/01/2023	Pitney Bowes Global Financial Servi	0076-7976-00-4	1013 · Checking - US Bank - GF x3353	-209.35
3106104762	05/30/2023		Postage meter rental 04/01/23-06/30/23	5380 · Copier and postage	209.35
TOTAL					<u>209.35</u>
2019	06/01/2023	RankPlus SEO	Invoice 000557	1013 · Checking - US Bank - GF x3353	-153.75
000557	05/25/2023		Google Analytic Services (.75hr)	5910 · Media and Network	153.75
TOTAL					<u>153.75</u>
2020	06/01/2023	Redwood Trading Post	Customer ID CU00001000007751	1013 · Checking - US Bank - GF x3353	-426.27
1000286383	05/14/2023		Boots & bogs for lab seasonal & gaiters for field wrk	5630 · Ops Equipment & Repairs	426.27
TOTAL					<u>426.27</u>
2021	06/01/2023	Santa Clara Cnty Vector Control Distri	San Mateo Cnty Mosquito & Vector Ctrl-CEU 11-9-23	1013 · Checking - US Bank - GF x3353	-990.00
LIVECEU 11-9-2023	05/23/2023		Coastal Region Live CEU 11/9/2023 (\$55x18)	5630 · Ops Equipment & Repairs	990.00
TOTAL					<u>990.00</u>
2022	06/01/2023	Standard Insurance Company	142979	1013 · Checking - US Bank - GF x3353	-1,458.77
142979-0001 May20	05/19/2023		Long term disability due 06/01/2023	5165 · Long Term Disability - Standard	1,458.77
TOTAL					<u>1,458.77</u>
2023	06/01/2023	Tara Roth	Reimb eye infection medication	1013 · Checking - US Bank - GF x3353	-56.01
Reimb5-19-23	05/19/2023		Reimb eye infection medication	5810 · Sentinel Chicken Flocks/Supply	56.01
TOTAL					<u>56.01</u>
2024	06/01/2023	Vector Control Joint Powers Agency	Inv # VCJPA-192	1013 · Checking - US Bank - GF x3353	-4,500.00

San Mateo County Mosquito & Vector Control District
Check Detail

June 2023

GF-Jun 2023

<u>Num</u>	<u>Date</u>	<u>Name</u>	<u>Memo</u>	<u>Account</u>	<u>Original Amount</u>
VCJPA-192	05/22/2023		Cyber Risk Management Services-Tier 2	5455 · IT Consulting - Compu-Data	4,500.00
TOTAL					<u>4,500.00</u>
2025	06/01/2023	Charles P. Hansen	Retiree Health Insurance Reimb-Jun '23	1013 · Checking - US Bank - GF x3353	-580.68
06012023	06/01/2023		Retiree Health Insurance Reimb-Jun '23	5160 · Retirees - HRA & Medical Reimb	580.68
TOTAL					<u>580.68</u>
2026	06/01/2023	Dennis J Jewell	Retiree Health Insurance Reimb-Jun '23	1013 · Checking - US Bank - GF x3353	-580.68
06012023	06/01/2023		Retiree Health Insurance Reimb-Jun '23	5160 · Retirees - HRA & Medical Reimb	580.68
TOTAL					<u>580.68</u>
2027	06/01/2023	Flyers Energy, LLC	Account 700895	1013 · Checking - US Bank - GF x3353	-2,776.62
CFS-3426170	05/15/2023		Fuels 05/01/2023-05/15/2023	5735 · Fuel	2,776.62
TOTAL					<u>2,776.62</u>
2028	06/01/2023	Home Depot	A/C #6035-3225-3190-9392	1013 · Checking - US Bank - GF x3353	-13.08
60353225319093921	05/21/2023		Wall hangers for picture frames	5335 · Office Expense	13.08
TOTAL					<u>13.08</u>
2029	06/01/2023	MidAmerica Administrative & Retirement	San Mateo County Mosquito	1013 · Checking - US Bank - GF x3353	-8,375.64
Jul-Dec'23-HRA Mec	06/01/2023		Retiree HRA Medical Premium Reimb (Jul-Dec 2023)	5160 · Retirees - HRA & Medical Reimb	8,375.64
TOTAL					<u>8,375.64</u>
2030	06/01/2023	Streamline	Invoice No: 112D6F75-0027	1013 · Checking - US Bank - GF x3353	-370.00
112D6F75-0028	06/01/2023		Streamline Web 6/1/2023-6/30/2023	5475 · Website Hosting / Microsoft	370.00
TOTAL					<u>370.00</u>
2031	06/01/2023	U.S. Rubber Tech, Inc.	Inv #30085477	1013 · Checking - US Bank - GF x3353	-20.39

**San Mateo County Mosquito & Vector Control District
Check Detail**

June 2023

GF-Jun 2023

Num	Date	Name	Memo	Account	Original Amount
30085477	05/26/2023		Parts for BVA Tank Deliver Transfer	5505 · Facility - Repairs & Maint	20.39
TOTAL					20.39
2032	06/01/2023	Wells Fargo Vendor Fin Serv	Customer Number 3691890351	1013 · Checking - US Bank - GF x3353	-13.40
5025228252	05/23/2023		2020 Personal Prop Tax Due for Apple iPad Rental	5580 · Phone - Mobile Devices-Verizon	13.40
TOTAL					13.40
2033	06/15/2023	Great-West Life & Annuity Co	Group No. 98368	1013 · Checking - US Bank - GF x3353	-6,478.20
06032023	06/03/2023		Employee Deferred Comp PPE 06/03/2023	5185 · Actives - Deferred Compensation	6,478.20
TOTAL					6,478.20
2034	06/15/2023	San Mateo County Retirement Assoc. SM M.A.D.		1013 · Checking - US Bank - GF x3353	-21,638.82
06-03-2023	06/03/2023		Employee Contribution Pay Period 05/21/2023-06/03/2023	5115 · Retirement - Employee Contribut	9,346.84
			Employer Contribution Pay Period 05/21/2023-06/03/2023	5110 · Retirement - Employer Contribut	12,291.98
TOTAL					21,638.82
2035	06/15/2023	U.S. Bank PARS Account # 674602240 Agency Name: San Mateo County Mosquito & Vector Control Distri		1013 · Checking - US Bank - GF x3353	-572.18
674602240-PP6-3-	06/03/2023		Alternate Retirement System for Richard Arrow PPE 06/03/2023	5116 · Alternate Retire-Employee Contr	572.18
TOTAL					572.18
2036	06/15/2023	Airgas Dry Ice	4317638	1013 · Checking - US Bank - GF x3353	-274.17
9138530383	05/30/2023		Dry Ice (200 lbs)	5820 · Dry Ice	274.17
TOTAL					274.17
2037	06/15/2023	American Fidelity Assurance Compan Payor: 56840		1013 · Checking - US Bank - GF x3353	-1,966.62
2189759A	06/04/2023		Flexible Spending Account (Employee Contrib)	5170 · Actives - Other Benefits	1,966.62
TOTAL					1,966.62

San Mateo County Mosquito & Vector Control District
Check Detail

June 2023

GF-Jun 2023

<u>Num</u>	<u>Date</u>	<u>Name</u>	<u>Memo</u>	<u>Account</u>	<u>Original Amount</u>
2038	06/15/2023	California Animal Health & Food Safet	Billing ID: SAN297	1013 · Checking - US Bank - GF x3353	-50.00
SAN297, 6-1-2023	06/01/2023		Dead chicken necropsy exams	5810 · Sentinel Chicken Flocks/Supply	50.00
TOTAL					50.00
2039	06/15/2023	Cintas Corporation #0464	Payer #15914933	1013 · Checking - US Bank - GF x3353	-956.70
15914933 May-2023	05/31/2023		Uniform Services 05/03/23 Inv #4154432056	5725 · Apparel - Uniforms & Boots	278.74
			Uniform Services 05/10/23 Inv #4155029764	5725 · Apparel - Uniforms & Boots	162.97
			Uniform Services 05/17/23 Inv #4155731714	5725 · Apparel - Uniforms & Boots	167.95
			Uniform Services 05/24/23 Inv #4156544437	5725 · Apparel - Uniforms & Boots	173.52
			Uniform Services 05/24/23 Inv #4157343029	5725 · Apparel - Uniforms & Boots	173.52
TOTAL					956.70
2040	06/15/2023	Comcast	A/C #8155200280283815	1013 · Checking - US Bank - GF x3353	-169.33
8155200280283815	06/03/2023		Business Internet 06/08/23-07/07/23 (1351 Rollins)	5575 · Phone - Land Line-AT&T/Comcast	169.33
TOTAL					169.33
2041	06/15/2023	Compu-Data, Inc.	Inv #64317	1013 · Checking - US Bank - GF x3353	-1,021.98
64317	06/07/2023		Install network cables for security cameras at 1415 N Carolan	5455 · IT Consulting - Compu-Data	1,021.98
TOTAL					1,021.98
2042	06/15/2023	Eco Medical Inc.	Invoice #18796	1013 · Checking - US Bank - GF x3353	-104.00
18796	05/31/2023		28 Gal. Bio-waste container pick-up - May 2023	5830 · Lab Biowaste Disposal	104.00
TOTAL					104.00
2043	06/15/2023	FDAC EBA	51 - SMCMVCD Billing Period Jul-2023	1013 · Checking - US Bank - GF x3353	-33,448.58
FDAC0723-SMCM	06/08/2023		Medical Insurance for Jul-2023	5125 · Actives - Medical Insurance	30,107.88
			Dental Insurance	5135 · Actives - Dental Insurance	2,754.18
			Vision	5145 · Actives - Vision Insurance	482.02
			Hartford Group Life	5150 · Group Life Insurance	104.50

**San Mateo County Mosquito & Vector Control District
Check Detail**

June 2023

GF-Jun 2023

Num	Date	Name	Memo	Account	Original Amount
TOTAL					33,448.58
2044	06/15/2023	Grainger	809934680	1013 · Checking - US Bank - GF x3353	-2,295.91
7111380411	06/05/2023		BVA Tank & Bldg maint supply	5505 · Facility - Repairs & Maint	603.71
			Ops field equipment & supply	5630 · Ops Equipment & Repairs	254.09
			Ops safety supply	5720 · Safety Equipment	71.65
			Hip waders	5725 · Apparel - Uniforms & Boots	95.78
			Lab Sentinel XL PAPR System	5805 · Disease Surveillance	1,270.68
TOTAL					2,295.91
2045	06/15/2023	Kim Keyser	VOID: Re-write for Kim's out of pocket cost of \$17 after submitted c	1013 · Checking - US Bank - GF x3353	0.00
TOTAL					0.00
2046	06/15/2023	Kone Inc.	Customer #N191941	1013 · Checking - US Bank - GF x3353	-1,853.40
871060223	06/01/2023		Elevator Maintenance 06/01/2023-08/31/2023	5505 · Facility - Repairs & Maint	1,548.84
			Emergency Monitoring & Wireless Service	5505 · Facility - Repairs & Maint	304.56
TOTAL					1,853.40
2047	06/15/2023	Lampire Biological Laboratories, Inc.	A/C # SANMAT	1013 · Checking - US Bank - GF x3353	-349.00
468411	06/06/2023		Chicken Blood (PO# 02076-1847)	5815 · Mosquito Blood	349.00
TOTAL					349.00
2048	06/15/2023	Occupational Health Centers of Califo	Account #N23-1060276454	1013 · Checking - US Bank - GF x3353	-66.00
79334142	05/24/2023		Drug test for Seasonal Public Outreach Asst Hire (1)	5310 · Background / drug screening	66.00
TOTAL					66.00
2049	06/15/2023	ODP Business Solutions, LLC	A/C #36568593	1013 · Checking - US Bank - GF x3353	-204.26
26650361	05/29/2023		Office Supplies	5335 · Office Expense	204.26
TOTAL					204.26

**San Mateo County Mosquito & Vector Control District
Check Detail**

June 2023

GF-Jun 2023

Num	Date	Name	Memo	Account	Original Amount
2050	06/15/2023	Pacific Office Automation	Customer #446374	1013 · Checking - US Bank - GF x3353	-271.14
195810	06/05/2023		Maintenance for 1 Color & 2 Blk/Wht Copiers 06/02/23-07/02/23	5380 · Copier and postage	271.14
TOTAL					271.14
2051	06/15/2023	PG&E		1013 · Checking - US Bank - GF x3353	-1,846.28
5584709654-6 May	05/29/2023		1351 Rollins Site 04/28/2023-05/29/2023	5560 · Gas & Electricity - PG&E	993.98
5594119880-0 May	05/29/2023		PGE Elec & Gas for 1415 N Carolan 04/28/23-05/29/2023	5560 · Gas & Electricity - PG&E	852.30
TOTAL					1,846.28
2052	06/15/2023	Rachel Curtis	566725038	1013 · Checking - US Bank - GF x3353	-172.60
ReimbExp-6-1-23Ta	06/01/2023		Reimb Tap Plastic-Display Stands	5910 · Media and Network	172.60
TOTAL					172.60
2053	06/15/2023	Recology San Mateo County	A/C #731001072	1013 · Checking - US Bank - GF x3353	-456.00
49825656	05/30/2023		Garbage Service - May 2023	5340 · Janitorial/Household Expense	456.00
TOTAL					456.00
2054	06/15/2023	RMT Landscape Contractors, Inc.	Customer #M332	1013 · Checking - US Bank - GF x3353	-790.00
20230633	06/09/2023		Landscape Maintenance Jun-2023 (1351 Rollins Rd)	5505 · Facility - Repairs & Maint	495.00
			Landscape Maintenance (1415 N Carolan Ave)	5505 · Facility - Repairs & Maint	295.00
TOTAL					790.00
2055	06/15/2023	Spark Creative Design		1013 · Checking - US Bank - GF x3353	-1,534.31
2797	06/01/2023		District services displays, design & edits	5910 · Media and Network	959.31
2798	06/04/2023		District services prints, displays, signs, report design & edits	5910 · Media and Network	575.00
TOTAL					1,534.31
2056	06/15/2023	Western Scientific Company, Inc.	Invoice #78105	1013 · Checking - US Bank - GF x3353	-549.50

San Mateo County Mosquito & Vector Control District
Check Detail

June 2023

GF-Jun 2023

<u>Num</u>	<u>Date</u>	<u>Name</u>	<u>Memo</u>	<u>Account</u>	<u>Original Amount</u>
78105	04/21/2023		Preventive maintenance on lab microscopes (6)	5840 · Lab Equip. Maintenance	549.50
TOTAL					<u>549.50</u>
2057	06/15/2023	Aim To Please Janitorial Services	Invoice #61 - May 2023	1013 · Checking - US Bank - GF x3353	-1,633.25
61	05/31/2023		1351 Rollins Janitorial Services-May 2023	5340 · Janitorial/Household Expense	1,200.00
			1415 N Carolan Janitorial Services	5340 · Janitorial/Household Expense	325.00
			1415 N Carolan Restroom Cleaning	5340 · Janitorial/Household Expense	108.25
TOTAL					<u>1,633.25</u>
2058	06/15/2023	Amazon Capital Services	Account # ARX6UTA334C06	1013 · Checking - US Bank - GF x3353	-2,894.59
1MMT-QHTV-6QQP	05/31/2023		iPad tools	5460 · Computer Hardware	60.26
			Ops equipment supply	5630 · Ops Equipment & Repairs	105.69
			Repellants for techs	5720 · Safety Equipment	80.54
			Rodent surveillance supply	5805 · Disease Surveillance	1,132.91
			Boots for seasonals	5725 · Apparel - Uniforms & Boots	211.26
			Outreach supplies	5910 · Media and Network	1,303.93
TOTAL					<u>2,894.59</u>
2059	06/15/2023	American Mosquito Control Associati	AMCA Membership Renewal	1013 · Checking - US Bank - GF x3353	-6,085.01
1504	06/12/2023		AMCA Membership Renewal	5330 · Memberships & Subscriptions	6,085.01
TOTAL					<u>6,085.01</u>
2060	06/15/2023	Fisher Scientific	Account No. 058330-001	1013 · Checking - US Bank - GF x3353	-584.48
3455343	06/02/2023		Molecular Biology Grades	5805 · Disease Surveillance	584.48
TOTAL					<u>584.48</u>
2061	06/15/2023	Flyers Energy, LLC	Account 700895	1013 · Checking - US Bank - GF x3353	-3,561.35
CFS-3438207	05/31/2023		Fuels 05/16/2023-05/31/2023	5735 · Fuel	3,561.35
TOTAL					<u>3,561.35</u>

San Mateo County Mosquito & Vector Control District
Check Detail

June 2023

GF-Jun 2023

Num	Date	Name	Memo	Account	Original Amount
2062	06/15/2023	Jarvis Fay LLP	Invoice 17671	1013 · Checking - US Bank - GF x3353	-2,451.00
17671	05/31/2023		Board Matters (7.9 hrs) - Legal Services thru May-2023 Contracts (.7 hr)	5350 · Legal Services 5350 · Legal Services	2,251.50 199.50
TOTAL					<u>2,451.00</u>
2063	06/15/2023	Life Technologies Corporation		1013 · Checking - US Bank - GF x3353	-4,101.44
83290597	06/06/2023		PCR supplies restocking (P.O.#02706-1880)	5845 · Lab PCR Supplies	2,073.44
83297914	06/06/2023		PCR supplies restocking (P.O.#02706-1880)	5845 · Lab PCR Supplies	2,028.00
TOTAL					<u>4,101.44</u>
2064	06/15/2023	MidAmerica Administrative & Retirement	HRA (Actives) Contribution Period 7/1/23-6/30/24	1013 · Checking - US Bank - GF x3353	-12,600.00
Jul23-Jun24Actives	06/15/2023		Annual HRA (Actives) Contribution (20 Full-time & 2 Part-time)	5130 · Actives - HRA Health Reimb Acct	12,600.00
TOTAL					<u>12,600.00</u>
2065	06/15/2023	Vector Control Joint Powers Agency	Inv # VCJPA-204	1013 · Checking - US Bank - GF x3353	-680.25
VCJPA-204	05/22/2023		Vector Control JPA Annual Workshop for Brian- February 2023	5215 · Conferences / Workshops Staff	680.25
TOTAL					<u>680.25</u>
2066	06/15/2023	Verizon Wireless	A/C #271667168-00002	1013 · Checking - US Bank - GF x3353	-11,880.43
9935840958	05/26/2023		Services for period 04/27-5/26/23 (CalNet)	5580 · Phone - Mobile Devices-Verizon	1,679.41
			Prepay-Services for period 05/27-6/26/23 (CalNet)	5580 · Phone - Mobile Devices-Verizon	1,486.98
			iPads (Qty:12)	5460 · Computer Hardware	8,714.04
TOTAL					<u>11,880.43</u>
2067	06/27/2023	Great-West Life & Annuity Co	Group No. 98368	1013 · Checking - US Bank - GF x3353	-6,202.28
06172023	06/17/2023		Employee Deferred Comp PPE 06/17/2023	5185 · Actives - Deferred Compensation	6,202.28
TOTAL					<u>6,202.28</u>

**San Mateo County Mosquito & Vector Control District
Check Detail**

June 2023

GF-Jun 2023

<u>Num</u>	<u>Date</u>	<u>Name</u>	<u>Memo</u>	<u>Account</u>	<u>Original Amount</u>
2068	06/27/2023	San Mateo County Retirement Assoc. SM M.A.D.		1013 · Checking - US Bank - GF x3353	-20,870.03
06-17-2023	06/17/2023		Employee Contribution Pay Period 06/04/2023-06/17/2023	5115 · Retirement - Employee Contribut	9,077.81
			Employer Contribution Pay Period 06/04/2023-06/17/2023	5110 · Retirement - Employer Contribut	11,792.22
TOTAL					20,870.03
2069	06/27/2023	U.S. Bank PARS Account # 674602240 Agency Name: San Mateo County Mosquito & Vector Control Distri		1013 · Checking - US Bank - GF x3353	-572.18
674602240-PP6-17	06/17/2023		Alternate Retirement System for Richard Arrow PPE 06/17/2023	5116 · Alternate Retire-Employee Contr	572.18
TOTAL					572.18
2070	06/27/2023	ADAPCO	Cust #20200	1013 · Checking - US Bank - GF x3353	-35,133.33
134338	05/31/2023		Larvoil BVA 2 Larvicide Bulk (Qty 3,011) (P.O. #02706-1874)	5705 · Pesticides	35,133.33
TOTAL					35,133.33
2071	06/27/2023	Airgas Dry Ice	4317638	1013 · Checking - US Bank - GF x3353	-657.79
9138787241	06/06/2023		Dry Ice (250 lbs)	5820 · Dry Ice	329.02
9139072348	06/14/2023		Dry Ice (250 lbs)	5820 · Dry Ice	328.77
TOTAL					657.79
2072	06/27/2023	American Fidelity Assurance	Payor: 56840	1013 · Checking - US Bank - GF x3353	-457.98
D604521	06/19/2023		Life/Acc/Cancer EE Insurance for Jun-2023	5170 · Actives - Other Benefits	457.98
TOTAL					457.98
2073	06/27/2023	Clarke Mosquito Control Products, Inc Customer # 002486		1013 · Checking - US Bank - GF x3353	-2,036.34
5105173	06/15/2023		BG-Trap Supplies (PO 02706-1881)	5825 · Lab Supplies	2,036.34
TOTAL					2,036.34
2074	06/27/2023	Colorprint		1013 · Checking - US Bank - GF x3353	-2,012.59
33549	06/06/2023		Mini fly swatter (1,000)	5910 · Media and Network	901.94

**San Mateo County Mosquito & Vector Control District
Check Detail**

June 2023

GF-Jun 2023

<u>Num</u>	<u>Date</u>	<u>Name</u>	<u>Memo</u>	<u>Account</u>	<u>Original Amount</u>
33935	06/26/2023		Deluxe Signicade Frames and Holders (4)	5910 · Media and Network	642.41
33936	06/26/2023		District Open House Signages (4)	5910 · Media and Network	468.24
TOTAL					2,012.59
2075	06/27/2023	Comcast	A/C #8155200280658818	1013 · Checking - US Bank - GF x3353	-179.28
8155200280658818	06/15/2023		Business Internet 06/20/23-07/19/23 (1415 N Carolan)	5575 · Phone - Land Line-AT&T/Comcast	179.28
TOTAL					179.28
2076	06/27/2023	Compu-Data, Inc.	Inv #64325	1013 · Checking - US Bank - GF x3353	-280.00
64325	06/19/2023		Reconfigured NVR at 1415 N Carolan (2hrs)	5455 · IT Consulting - Compu-Data	280.00
TOTAL					280.00
2077	06/27/2023	Erika Eugenia Alor Vazquez	San Mateo County Mosquito	1013 · Checking - US Bank - GF x3353	-80.00
7262023	07/26/2023		Spanish translation for outreach materials	5910 · Media and Network	80.00
TOTAL					80.00
2078	06/27/2023	Fisher Scientific	Account No. 058330-001	1013 · Checking - US Bank - GF x3353	-50.37
3492800	06/05/2023		Lab supply	5825 · Lab Supplies	50.37
TOTAL					50.37
2079	06/27/2023	Flyers Energy, LLC	Account 700895	1013 · Checking - US Bank - GF x3353	-3,256.60
CFS-3460013	06/15/2023		Fuels 06/01/2023-06/15/2023	5735 · Fuel	3,256.60
TOTAL					3,256.60
2080	06/27/2023	Fusion, LLC	Customer No. 3789973	1013 · Checking - US Bank - GF x3353	-522.96
9709110	06/19/2023		Phone System Jul-2023	5570 · Phone - VOIP - Fusion/MegaPath	522.96
TOTAL					522.96
2081	06/27/2023	James Barry	Inv #198011	1013 · Checking - US Bank - GF x3353	-150.00

San Mateo County Mosquito & Vector Control District
Check Detail

June 2023

GF-Jun 2023

<u>Num</u>	<u>Date</u>	<u>Name</u>	<u>Memo</u>	<u>Account</u>	<u>Original Amount</u>
198011	06/23/2023		Fish pond maintenance	5505 · Facility - Repairs & Maint	150.00
TOTAL					150.00
2082	06/27/2023	Kim Keyser	Reimb out-of-pocket dental work	1013 · Checking - US Bank - GF x3353	-171.00
Dental-02-21-23	06/06/2023		Reimb out-of-pocket dental work	5140 · Actives - Dental Reimbursement	171.00
TOTAL					171.00
2083	06/27/2023	Public Agency Retirement Services (P Customer #SAN400		1013 · Checking - US Bank - GF x3353	-312.12
53351	06/13/2023		PARS Alternate Retirement System Fees PE 04/30/2023	5325 · HR & Finance Consultant	312.12
TOTAL					312.12
2084	06/27/2023	Rachel Curtis	Photography Class @ Stanford 4/7/23	1013 · Checking - US Bank - GF x3353	-595.00
ReimbPhotographCl	06/23/2023		Photography Class @ Stanford 4/7/23	5910 · Media and Network	595.00
TOTAL					595.00
2085	06/27/2023	Spark Creative Design		1013 · Checking - US Bank - GF x3353	-1,605.00
2806	06/16/2023		District services reports, signs, labels design and edits	5910 · Media and Network	630.00
2811	06/27/2023		District services displays and edits	5910 · Media and Network	975.00
TOTAL					1,605.00
2086	06/27/2023	Standard Insurance Company	142979	1013 · Checking - US Bank - GF x3353	-1,458.77
142979-0001 June2	06/20/2023		Long term disability due 07/01/2023	5165 · Long Term Disability - Standard	1,458.77
TOTAL					1,458.77
2087	06/27/2023	Target Specialty Products	Customer ID 5005852	1013 · Checking - US Bank - GF x3353	-1,343.49
INVP501175443	06/12/2023		DeltaDust (1lb) 24/cs, 30Cs/Plit (Qty:58) PO#02706-1870	5705 · Pesticides	1,343.49
TOTAL					1,343.49

**San Mateo County Mosquito & Vector Control District
Check Detail**

June 2023

GF-Jun 2023

Num	Date	Name	Memo	Account	Original Amount
2088	06/27/2023	Tick Key International	Invoice #2023-581	1013 · Checking - US Bank - GF x3353	-7,000.00
2023-581	05/24/2023		Tick Keys & logo engraving (Qty 2,000) (P.O. #02706-1877)	5910 · Media and Network	7,000.00
TOTAL					<u>7,000.00</u>
2089	06/27/2023	United States Treasury	2023 Form 720-V 2nd Qtr; EIN 94-6004102	1013 · Checking - US Bank - GF x3353	-77.25
2023 Form720-V	06/19/2023		2023 Form 720-V 2nd Qtr; EIN 94-6004102	5130 · Actives - HRA Health Reimb Acct	77.25
TOTAL					<u>77.25</u>
2090	06/27/2023	U.S. Bank	4246-0445-5564-6391	1013 · Checking - US Bank - GF x3353	-6,105.56
05222023	05/22/2023		District Credit Card Payment	1040 · US Bank Purchase Card	6,105.56
TOTAL					<u>6,105.56</u>
CHECK TOTAL					<u><u>270,851.07</u></u>

Note: Previous month's check numbers were 22644-22696 (from old Union Bank acct). Current month's check numbers are 2006-2090 (85 checks from new US Bank acct).

**San Mateo County Mosquito & Vector Control District
Check Detail**

CPF-Jun 2023

June 2023

Num	Date	Name	Memo	Account	Original Amount
1256	06/01/2023	Leading Edge Associates, Inc.	VOID: Re-write to correct check amount	1023 · Checking - US Bank - CPF x4183	0.00
TOTAL					0.00
1257	06/01/2023	Leading Edge Associates, Inc.	Invoice #162803	1023 · Checking - US Bank - CPF x4183	-55,000.00
162803	05/20/2023		MapVision Upgrade (Due 1st half of \$110,000)	6025 · Software	55,000.00
TOTAL					55,000.00
1258	06/15/2023	Enterprise FM Trust	Customer No. 458563	1023 · Checking - US Bank - CPF x4183	-3,542.33
FBN476119	06/03/2023		22NCN8-2018 NISS Frontier- June 2023	6030 · Vehicle Leases	248.89
			22NCNB-2018 NISS Frontier	6030 · Vehicle Leases	248.89
			22NCNF-2018 NISS Frontier	6030 · Vehicle Leases	32.89
			22NCNJ-2018 NISS Frontier	6030 · Vehicle Leases	32.89
			23CDWF-2020 Subaru Forester	6030 · Vehicle Leases	318.64
			23LVXF-2019 NISS Frontier (Kim)	6030 · Vehicle Leases	405.59
			23LW6S-2019 NISS Frontier (Lab)	6030 · Vehicle Leases	455.33
			23MNV2-2020 NISS Frontier	6030 · Vehicle Leases	391.87
			23MNV3-2020 NISS Frontier	6030 · Vehicle Leases	391.88
			25QSHX-2022 FORD Explorer	6030 · Vehicle Leases	492.81
			266LKM-2021 RAM 2500	6030 · Vehicle Leases	522.65
TOTAL					3,542.33
CHECK TOTAL					58,542.33

Note: Previous month's check number was 1104 (from old Union Bank acct). Current month's check numbers are 1256-1258 (3 checks from new US Bank acct).

**San Mateo County Mosquito & Vector Control District
Credit Card Transaction Detail by Account**

June 2023

June 2023

<u>Type</u>	<u>Date</u>	<u>Name</u>	<u>Memo</u>	<u>Split</u>	<u>Amount</u>
1040 · US Bank Purchase Card					
1045 · US Bank Visa Brian x2315					
Credit Card Charge	05/24/2023	California Special District Assoc	CSDA General Manager Summit Conf. registration for Brian Weber	5215 · Conferences / Workshops Staff	750.00
Credit Card Charge	05/24/2023	California Special District Assoc	CSDA Conf. registrations for Brian and Casey	5215 · Conferences / Workshops Staff	1,850.00
			CSDA Conf. registrations for Trustees Mason and Ray	5210 · Conferences / Workshops Board	1,850.00
Credit Card Charge	05/25/2023	Misc-Admin	Stayforlong.com - hotel rm for Brian CSDA General Mgr Summit Conf.	5215 · Conferences / Workshops Staff	752.00
Credit Card Credit	06/07/2023	Government Finance Officers Assoc	Refund for overpayment	5375 · Audit	-805.00
Credit Card Credit	06/08/2023	Microsoft	Refund for annual overpayment	5475 · Website Hosting / Microsoft	-24.46
Credit Card Credit	06/08/2023	Microsoft	Refund for annual overpayment	5475 · Website Hosting / Microsoft	-16.84
Credit Card Charge	06/12/2023	Misc-Lab	Lucky's - long handled cleaning brushes	5825 · Lab Supplies	38.23
Credit Card Charge	06/13/2023	Misc-Admin	Capelo's Barbecue - Dinner for the July 14th Board Meeting	5305 · Board Meeting Expenses	816.15
Credit Card Charge	06/19/2023	Misc- Outreach	Topside Maps - district's educational materials	5910 · Media and Network	1,064.00
Total 1045 · US Bank Visa Brian x2315					6,274.08
1050 · US Bank Visa Admin x5992					
Credit Card Charge	05/23/2023	B&H Photo	Cases to protect devices for field use	5460 · Computer Hardware	834.21
Credit Card Charge	05/25/2023	Costco	Food for staff training and holiday gathering	5220 · Staff Training	164.58
Credit Card Charge	05/28/2023	Misc-Lab	Webstaurant Store - cups for yellowjacket bait	5825 · Lab Supplies	123.09
Credit Card Charge	05/31/2023	Summit Racing Equipment	Supplies and parts for airboat fuel system	5630 · Ops Equipment & Repairs	107.20
Credit Card Charge	06/01/2023	Mosyle Business	Mosyle Business Premium License	5465 · Computer Software	30.00
Credit Card Charge	06/06/2023	Register.com Website	Website renewal - www.smcvmcd.org	5475 · Website Hosting / Microsoft	147.75
Credit Card Charge	06/07/2023	Misc-Admin	Regal Awards Unlimited - Trustee Chuck Cotten nameplate	5335 · Office Expense	29.05
Credit Card Charge	06/07/2023	Grammarly	Yearly subscription renewal - four users	5330 · Memberships & Subscriptions	540.00
Credit Card Charge	06/07/2023	Misc- Outreach	J.L. Darling - items for youth focused activities	5910 · Media and Network	834.86
Credit Card Charge	06/09/2023	Eppendorf North America, Inc.	Repeating pipettor refill	5845 · Lab PCR Supplies	226.76
Credit Card Charge	06/09/2023	Craigslist	Job posting for OPS seasonal position	5335 · Office Expense	150.00
Credit Card Charge	06/12/2023	GoToMyPC.Com	Membership renewal for Richard's computer	5465 · Computer Software	420.00
Credit Card Charge	06/13/2023	Peninsula Feed	Bedding for San Mateo coop - treating lice	5810 · Sentinel Chicken Flocks/Supply	43.77
Credit Card Charge	06/14/2023	Target	Boxes for outreach material	5910 · Media and Network	53.33
Credit Card Charge	06/15/2023	Misc- Outreach	Vimeo - online fee for webinar about bats	5910 · Media and Network	15.00
Credit Card Charge	06/16/2023	Misc- Outreach	The Reading Bug - books for school outreach	5910 · Media and Network	329.67
Credit Card Charge	06/16/2023	Cresco Equipment Rental	Forklift fuel	5505 · Facility - Repairs & Maint	37.27
Credit Card Charge	06/16/2023	Misc- Ops	PPG Paints - paint and supplies for touchup building exterior	5505 · Facility - Repairs & Maint	177.79
Credit Card Charge	06/16/2023	Misc- Outreach	Chico Bags - outreach promo item with District logo	5910 · Media and Network	977.74
Credit Card Charge	06/19/2023	Costco	Misc. office supplies	5335 · Office Expense	325.04
			Misc. janitorial supplies	5340 · Janitorial/Household Expense	144.38

**San Mateo County Mosquito & Vector Control District
Credit Card Transaction Detail by Account**

June 2023

June 2023

<u>Type</u>	<u>Date</u>	<u>Name</u>	<u>Memo</u>	<u>Split</u>	<u>Amount</u>
			Misc. board meeting supplies	5305 · Board Meeting Expenses	117.84
Total 1050 · US Bank Visa Admin x5992					<u>5,829.33</u>
TOTAL 1040 · US Bank Purchase Card					<u><u>12,103.41</u></u>



P.O. BOX 8343
FARGO ND 58125-8343

Jun
2023



ACCOUNT NUMBER [REDACTED]
STATEMENT DATE 06-22-2023
AMOUNT DUE \$18,208.97
NEW BALANCE \$18,208.97
PAYMENT DUE ON RECEIPT

000000908 01 SP 0.600 106481709470826 P
SMCMVCD
ATTN DISTRICT MANAGER
1351 ROLLINS RD
BURLINGAME CA 94010-2409

AMOUNT ENCLOSED
\$ 12,103.41
Please make check payable to U.S. Bank

U.S. BANK CORPORATE PAYMENT SYSTEMS
P.O. BOX 790428
ST. LOUIS, MO 63179-0428

[REDACTED] 001820897 001820897

Please tear payment coupon at perforation.

CORPORATE ACCOUNT SUMMARY									
SMCMAD	Previous Balance	Purchases And Other Charges	Cash Advances	Cash Advance Fees	Late Payment Charges	Credits	Payments	New Balance	
[REDACTED]	\$15,951.06	\$12,949.71	\$0.00	\$0.00	\$0.00	\$846.30	\$9,845.50	\$18,208.97	

CORPORATE ACCOUNT ACTIVITY				
SMCMAD				TOTAL CORPORATE ACTIVITY
[REDACTED]				\$9,845.50 CR
Post Date	Tran Date	Reference Number	Transaction Description	Amount
05-30	05-27	74798263150000000000672	PAYMENT - THANK YOU 00000 C	9,845.50 PY

NEW ACTIVITY						
SMCMVCD ADMIN			CREDITS	PURCHASES	CASH ADV	TOTAL ACTIVITY
[REDACTED]			\$0.00	\$5,829.33	\$0.00	\$5,829.33
Post Date	Tran Date	Reference Number	Transaction Description	Amount		
05-24	05-23	24906413143174576130281	B&H PHOTO 800-806-8969 800-2215743 NY	834.21		
05-26	05-25	24943003146898002112023	COSTCO WHSE #0147 FOSTER CITY CA	164.58		
05-29	05-28	24113433149600160154007	THE WEBSTAIRANT STORE INC 717-392-7472 PA	123.09		
06-01	05-31	24445003152600082979907	SUMMIT RACING MAIL ORDER 800-230-3030 OH	107.20		
06-02	06-01	24492163153000004215097	MOSYLE BUS* MOSYLE_BUS HTTPSBUSINESS FL	30.00		

CUSTOMER SERVICE CALL 800-344-5696	ACCOUNT NUMBER [REDACTED]		ACCOUNT SUMMARY	
	STATEMENT DATE 06/22/23	DISPUTED AMOUNT .00	PREVIOUS BALANCE	15,951.06
SEND BILLING INQUIRIES TO: U.S. Bank National Association C/O U.S. Bancorp Purchasing Card Program P.O. Box 8335 Fargo, ND 58125-8335	AMOUNT DUE 18,208.97		PURCHASES & OTHER CHARGES	12,949.71
			CASH ADVANCES	.00
			CASH ADVANCE FEES	.00
			LATE PAYMENT CHARGES	.00
			CREDITS	846.30
			PAYMENTS	9,845.50
			ACCOUNT BALANCE	18,208.97



Company Name: SMCMVCD
Corporate Account Number: [REDACTED]
Statement Date: 06-22-2023

Jun
2023

NEW ACTIVITY

Post Date	Tran Date	Reference Number	Transaction Description	Amount	
06-07	06-06	24906413157175617733317	WEB*REGISTERWEBSITE 800-8999723 FL	60.75	
06-07	06-06	24906413157175618807714	WEB*REGISTERWEBSITE 800-8999723 FL	11.00	
06-08	06-07	24013393158000846151862	REGAL AWARDS UNLIMITED LINCOLN NE	29.05	
06-08	06-07	24492153158719347541788	GRAMMARLY COIYHXMD2 GRAMMARLY.COM CA	540.00	
06-12	06-09	24121573161610134646950	EPPENDORF NORTH AMERIC 800-6453050 NY	226.76	
06-12	06-09	24692163160104952389380	CRAIGSLIST.ORG 415-399-5200 CA	75.00	
06-12	06-09	24692163160104952754419	CRAIGSLIST.ORG 415-399-5200 CA	75.00	
06-12	06-10	249064131611175871277260	WEB*REGISTERWEBSITE 800-8999723 FL	76.00	
06-13	06-12	24692163163107838175805	GOTOCOM*GOTOMYPC GOTO.COM MA	420.00	
06-14	06-07	24251383164017023447214	JL DARLING 253-922-5000 WA	834.86	
06-14	06-13	24692163164108566452050	SQ *PENINSULA FEED STORE REDWOOD CITY CA	43.77	
06-15	06-14	24431063165083002689961	TARGET.COM * 800-591-3869 MN	53.33	
06-16	06-15	24692163166100154789340	VMO*VIMEO.COM 848-359-5618 NY	15.00	
06-19	06-16	24121573169000187160025	THE READING BUG 000-0000000 CA	329.67	
06-19	06-16	24323043168048700208736	CRESCO EQUIPMENT RENTALS BURLINGAME CA	37.27	
06-19	06-16	24435653167490003117978	PPG PAINTS 8120 SAN CARLOS CA	177.79	
06-19	06-16	24761473169030016612071	CHICO BAG 888-496-6166 CA	977.74	
06-20	06-19	24692163170103189018331	COSTCO DELIVERY 654 800-788-9968 CA	587.26	
BRIAN WEBER		CREDITS	PURCHASES	CASH ADV	TOTAL ACTIVITY
		\$846.30	\$7,120.38	\$0.00	\$6,274.08
Post Date	Tran Date	Reference Number	Transaction Description	Amount	
05-26	05-24	24202983145030038387631	CALIFORNIA SPECIAL DISTRI 916-442-7887 CA	750.00	
05-26	05-24	24202983145030038387664	CALIFORNIA SPECIAL DISTRI 916-442-7887 CA	3,700.00	
05-26	05-25	74108263145008185811016	STAYFORLONG.COM STAYFORLONG	752.00	
06-08	06-07	74492153158717365783089	GOVERNMENT FINANCE OFFICE 3129779700 IL	805.00 CR	
06-09	06-08	74430993159400810000309	MICROSOFT*365 MSBILL INFO WA	24.46 CR	
06-09	06-08	74430993159400814000248	MICROSOFT*365 MSBILL INFO WA	16.84 CR	
06-14	06-12	24427333164710036276497	LUCKY #726 MILLBRAE MILLBRAE CA	38.23	
06-14	06-13	24692163165108783514962	SQ *CAPELO'S BARBECUE PRI REDWOOD CITY CA	816.15	
06-20	06-19	24011343170000042261409	WWW.TOPSIDEMAPS.COM WWW.TOPSIDEMA UT	1,064.00	

Department: 00000 Total:
Division: 00000 Total:

\$12,103.41
\$12,103.41



Item 4D

**Monthly Financial Report
Month Ending July 31, 2023**

Staff Recommendation: Motion to recommend approval of the July 31, 2023, Financial Report.

Statement of Revenues, Expenditures, and Change in Fund Balance

Total revenues received from July 1 through July 31, 2023 (YTD) were \$ 11.7 thousand; total expenditures YTD were \$ 987.6 thousand , and the change in fund balance was \$ 975.9 thousand. The District had \$ 8.3 million in cash available in County Treasury and \$202,645 in CalCLASS.

	General	Capital	Total
	Fund	Fund	Funds
Beginning Fund Balance 7/1/2023:	\$ 9,062,890	\$ 754,020	\$ 9,816,910
Revenues/Resources	\$ 11,719	\$ -	\$ 11,719
Due To (From) Funds	\$ -	\$ -	\$ -
Expenditures	\$ 983,985	\$ 3,601	\$ 987,585
Change in Fund Balance	(972,266)	(3,601)	\$ (975,867)
* Ending Fund Balance	\$ 8,090,624	\$ 750,419	\$ 8,841,043

* Components of Fund Balance:			
Nonspendable (Inventory)	\$ 143,930.00	\$ -	\$ 143,930.00
Assigned (Capital Improvements)	-	750,419	750,419
Public Health Emergency Fund	800,000	-	800,000
Natural Disaster Emergency Fund	650,000	-	650,000
Real Property Acquisiton Fund	2,434,670	-	2,434,670
Debt Service Repayment Fund	1,000,000	-	1,000,000
Unrestricted Fund Balance	3,062,024	-	3,062,024
Total	\$ 8,090,624	\$ 750,419	\$ 8,841,043



Budget Variances

Revenues

Actual revenues received through July 31, 2023, were under budget by \$ 30,038 resulting from timing of Program and Other revenue.

Expenditures

Expenditures through July 31, 2023, were under budget by \$ 17,072 primarily due to the timing of expenditures contained in the table below:

Budget Category	Over/ Under	Variance	% of YTD Budget	Explanation
Operations	Under	\$15,168	44.3%	Timing of Helicopter expenditures.

The Board’s budget level of control is at the category level, for example Salaries, Benefits, Admin., Operations, etc. The above table provides explanations for variances over \$15,000.

Questions

Please direct all inquiries related to this financial reporting package to the District Manager, Brian Weber, before the board meeting to allow for adequate research. He can be reached at the District office at (650) 344-8592 or via email at bweber@smcmvcd.org.

Approval

This month’s financial statements are fairly presented. The District Manager and Finance Director approved all disbursements and the monthly bank reconciliation. A Board Officer and the District Manager signed all checks.



Attachments:

1. Statement of Financial Position/Balance Sheet

2. Statement of Revenues, Expenditures and Change in Fund Balance

3. Budget Variance Reports

Month

YTD

YTD compared with adopted budget.

4. Accounts Receivable Aging Summary

On the July 31, 2023 summary, accounts receivable outstanding greater than 90 days total were \$ 163.90. Currently, total accounts receivable over 90 days is \$0.

5. Cash Activity & Reconciliation to County

The District's accounting system is fully reconciled with the County statement.

6. Payroll Disbursement

All payroll disbursements were made to employees and trustees for their monthly stipends. All employees were paid per District salary and wage schedule and longevity policies.

7. Check Detail

This month, the District wrote General Fund checks numbers from 2091 to 2163. Last month's check number ended at 2090. All checks written were to vendors on account, retired employees, or reimbursements to current employees, per District policy. In July 2023, 73 checks written from the General Fund totaled \$ 821,530.65. In addition, the District wrote 2 checks from the Capital Fund totaling \$ 18,127.33 (check numbers 1259-1260).

8. Purchase Card Report and Bank Statement

All card purchases for the month were from commercial vendors and met the District purchase card policy. A copy of the purchase card bank statement is attached. Also, descriptions of all purchases from Amazon are included in the attached detailed purchase card transactions report.

San Mateo County Mosquito & Vector Control District
 Balance Sheet
 As of Jul 31, 2023

	Total Jul 31, 23	General Fund	Capital Fund
ASSETS			
Current Assets			
Checking/Savings			
1010 · Cash-County Treasury-GF x2706	7,553,863	7,553,863	
1013 · Checking -US Bank - GF x3353	(86,077)	(86,077)	
1018 · Cash-Cal CLASS	202,645	202,645	
1020 · Cash-County Treasury-CPF x2705	749,969		749,969
1023 · Checking -US Bank - CPF x4183	-		-
1026 · County Funds - FMV	(262,567)	(263,017)	450
1030 · Petty Cash	400	400	
1035 · PARS Pension Rate Stabilization	110,183	110,183	
Total Checking/Savings	8,268,417	7,517,998	750,419
Accounts Receivable			
1100 · Accounts Receivable	24,639	24,639	
1105 · Interest Receivable	-	-	-
Total Accounts Receivable	24,639	24,639	-
Other Current Assets			
1220 · VCJPA-Member Contingency Fund	477,718	477,718	
1230 · Pesticide Inventory	160,226	160,226	
Total Other Current Assets	637,944	637,944	-
Total Current Assets	8,931,000	8,180,581	750,419
TOTAL ASSETS	8,931,000	8,180,581	750,419
LIABILITIES & FUND BALANCE			
Liabilities			
Current Liabilities			
Accounts Payable			
2000 · Accounts Payable	89,957	89,957	-
Total Accounts Payable	89,957	89,957	-
Credit Cards			
1040 · US Bank Purchase Card	-	-	
Total Credit Cards	-	-	-
Other Current Liabilities			
2200 · Accrued Wages	-	-	
Total Other Current Liabilities	-	-	-
Total Current Liabilities	89,957	89,957	-
Total Liabilities	89,957	89,957	-
Fund Balance			
Beginning Fund Balance, 7/1/2023	9,816,910	9,062,890	754,020
Due To (From) Funds	-	-	-
Revenues Over Expenditures	(975,867)	(972,266)	(3,601)
Ending Fund Balance *	8,841,043	8,090,624	750,419
TOTAL LIABILITIES & FUND BALANCE	8,931,000	8,180,581	750,419
* COMPONENTS OF ENDING FUND BALANCE			
Nonspendable (Inventory)	143,930	143,930	-
Assigned (Capital Improvements)	750,419	-	750,419
Public Health Emergency Fund	800,000	800,000	-
Natural Disaster Emergency Fund	650,000	650,000	-
Real Property Acquisiton Fund	2,434,670	2,434,670	-
Debt Service Repayment Fund	1,000,000	1,000,000	-
Unrestricted Fund Balance (Includes Working Capital)	3,062,024	3,062,024	-
Total Fund Balance	8,841,043	8,090,624	750,419

	General	Capital	Total
	Fund	Fund	Funds
Beginning Fund Balance 7/1/2023:	\$ 9,062,890	\$ 754,020	\$ 9,816,910
Revenues/Resources	\$ 11,719	\$ -	\$ 11,719
Due To (From) Funds	\$ -	\$ -	\$ -
Expenditures	\$ 983,985	\$ 3,601	\$ 987,585
Change in Fund Balance	(972,266)	(3,601)	\$ (975,867)
* Ending Fund Balance	\$ 8,090,624	\$ 750,419	\$ 8,841,043

* Components of Fund Balance:			
Nonspendable (Inventory)	\$ 143,930.00	\$ -	\$ 143,930.00
Assigned (Capital Improvements)	-	750,419	750,419
Public Health Emergency Fund	800,000	-	800,000
Natural Disaster Emergency Fund	650,000	-	650,000
Real Property Acquisiton Fund	2,434,670	-	2,434,670
Debt Service Repayment Fund	1,000,000	-	1,000,000
Unrestricted Fund Balance	3,062,024	-	3,062,024
Total	\$ 8,090,624	\$ 750,419	\$ 8,841,043

Statement of Revenues, Expenditures Budget vs. Actual
July 2023 through June 2024

Month of Report:
July, 2023

GENERAL FUND:

Ordinary Revenues/Expenditures

Revenues

	Annual Budget	YTD Actual	Annual Variance	%	YTD Budget	YTD Variance	%	Monthly Budget	Monthly Actual	Monthly Variance	%
Total 4000 · PROGRAM REVENUES	2,506,718	9,831	(2,496,887)	0.4%	41,757	(31,926)	23.5%	41,757	9,831	(31,926)	23.5%
Total 4100 · PROPERTY TAX REVENUES	3,592,034	-	(3,592,034)	0.0%	-	-	0.0%	-	-	-	0.0%
Total 4200 · OTHER TAX REVENUES	799,499	-	(799,499)	0.0%	-	-	0.0%	-	-	-	0.0%
Total 4300 · OTHER REVENUES	115,848	1,888	(113,960)	1.6%	-	1,888	0.0%	-	1,888	1,888	0.0%

Total Revenues	7,014,099	11,719	(7,002,380)	0.2%	41,757	(30,038)	28.1%	41,757	11,719	(30,038)	28.1%
-----------------------	------------------	---------------	--------------------	-------------	---------------	-----------------	--------------	---------------	---------------	-----------------	--------------

Expenditures

Total 5000 · SALARIES & WAGES	3,277,706	130,639	3,147,067	4.0%	137,817	(7,178)	94.8%	137,817	130,639	(7,178)	94.8%
Total 5100 · EMPLOYEE BENEFITS	1,344,973	265,248	1,079,725	19.7%	251,309	13,939	105.5%	251,309	265,248	13,939	105.5%
Total 5200 · TRAINING - BOARD & STAFF	73,010	7,184	65,826	9.8%	3,267	3,917	219.9%	3,267	7,184	3,917	219.9%
Total 5300 · ADMINISTRATION	412,667	33,920	378,747	8.2%	33,919	1	100.0%	33,919	33,920	1	100.0%
Total 5400 · INSURANCE	188,516	178,059	10,457	94.5%	188,516	(10,457)	94.5%	188,516	178,059	(10,457)	94.5%
Total 5450 · COMPUTER HARDWARE & SOFTWARE	102,816	14,930	87,886	14.5%	6,503	8,427	229.6%	6,503	14,930	8,427	229.6%
Total 5500 · FACILITIES MAINTENANCE	54,640	2,168	52,472	4.0%	4,557	(2,389)	47.6%	4,557	2,168	(2,389)	47.6%
Total 5550 · UTILITIES	64,264	5,443	58,821	8.5%	5,918	(475)	92.0%	5,918	5,443	(475)	92.0%
Total 5600 · FLEET MAINTENANCE	64,650	3,512	61,138	5.4%	4,480	(968)	78.4%	4,480	3,512	(968)	78.4%
Total 5700 · OPERATIONS	284,821	12,043	272,778	4.2%	27,211	(15,168)	44.3%	27,211	12,043	(15,168)	44.3%
Total 5800 · LABORATORY	95,653	3,493	92,160	3.7%	5,082	(1,589)	68.7%	5,082	3,493	(1,589)	68.7%
Total 5900 · PUBLIC OUTREACH	133,369	9,253	124,116	6.9%	12,153	(2,900)	76.1%	12,153	9,253	(2,900)	76.1%
Total 6500 · DEBT SERVICE	318,094	318,094	(0)	100.0%	318,094	(0)	100.0%	318,094	318,094	0	100.0%

Total Expenditures	6,415,179	983,985	(5,431,194)	15.3%	998,826	(14,841)	98.5%	998,826	983,985	(14,841)	98.5%
---------------------------	------------------	----------------	--------------------	--------------	----------------	-----------------	--------------	----------------	----------------	-----------------	--------------

General Fund Net Revenues Over Expenditures	598,920	(972,266)	(1,571,186)		(957,069)	(15,197)		(957,069)	(972,266)	(15,197)	
--	----------------	------------------	--------------------	--	------------------	-----------------	--	------------------	------------------	-----------------	--

CAPITAL IMPROVEMENT FUND:

Total 6000 · CAPITAL IMPROVEMENTS REVENUE	-	-	-	0.0%	-	-	0.0%	-	-	-	0.0%
Total 6000 · CAPITAL IMPROVEMENTS EXPENDITURES	2,599,626	3,601	2,596,025	0.1%	5,831	(2,230)	61.8%	5,831	3,601	(2,230)	61.8%

Capital Improvement Fund Net Revenue Over Expenditures	(2,599,626)	(3,601)	2,596,025		(5,831)	2,230		(5,831)	(3,601)	2,230	
---	--------------------	----------------	------------------	--	----------------	--------------	--	----------------	----------------	--------------	--

San Mateo County Mosquito & Vector Control District
Statement of Revenues, Expenses & Changes- Budget vs. Actual
Fiscal Year to Date July 2023

	<u>Jul 23</u>	<u>Budget</u>	<u>\$ Over Budget</u>	<u>% of Budget</u>
Ordinary Income/Expense				
Income				
4000 · PROGRAM REVENUES				
4010 · Service Abatement Revenue -2451	9,831.20	41,757.00	-31,925.80	23.54%
4020 · Special Benefit Assessmnt-2031	0.00	0.00	0.00	0.0%
4030 · Special Mosquito Tax - 2439	0.00	0.00	0.00	0.0%
Total 4000 · PROGRAM REVENUES	9,831.20	41,757.00	-31,925.80	23.54%
4100 · PROPERTY TAX REVENUES				
4105 · Current - Secured - 1021	0.00	0.00	0.00	0.0%
4110 · Current - Unsecured - 1031	0.00	0.00	0.00	0.0%
4115 · Prior Year - Unsecured - 1033	0.00	0.00	0.00	0.0%
4120 · Current -Secured SB813-1041	0.00	0.00	0.00	0.0%
4130 · Prior Y. Unsecured SB813-1042	0.00	0.00	0.00	0.0%
4140 · State Homeowner Prop-1831	0.00	0.00	0.00	0.0%
Total 4100 · PROPERTY TAX REVENUES	0.00	0.00	0.00	0.0%
4200 · OTHER TAX REVENUES				
4210 · ERAF Rebate-1046	0.00	0.00	0.00	0.0%
4220 · Redevelop Passthrough-1024,2647	0.00	0.00	0.00	0.0%
Total 4200 · OTHER TAX REVENUES	0.00	0.00	0.00	0.0%
4300 · OTHER REVENUES				
4310 · Interest Earned (Cnty GF+VCJPA)	0.00	0.00	0.00	0.0%
4311 · Interest Earned (Cnty Cap Fund)	0.00	0.00	0.00	0.0%
4312 · Interest (Cal CLASS)	906.72			
4340 · VCJPA / Misc. Income -2658	980.86	0.00	980.86	100.0%
Total 4300 · OTHER REVENUES	1,887.58	0.00	1,887.58	100.0%
Total Income	11,718.78	41,757.00	-30,038.22	28.06%
Expense				
5000 · SALARIES & WAGES				
5010 · Permanent Employees	106,532.37	120,740.00	-14,207.63	88.23%
5015 · Limited Term Employees	8,086.80	8,841.00	-754.20	91.47%
5020 · Seasonal Employees	14,319.60	7,175.00	7,144.60	199.58%
5040 · Board Trustees Meeting Stipend	1,700.00	1,061.00	639.00	160.23%
Total 5000 · SALARIES & WAGES	130,638.77	137,817.00	-7,178.23	94.79%
5100 · EMPLOYEE BENEFITS				
5110 · Retirement - Employer Contribut	64,868.64	80,767.00	-15,898.36	80.32%
5115 · Retirement - Employee Contribut	9,451.99			
5116 · Alternate Retire-Employee Contr	606.51			
5125 · Actives - Medical Insurance	29,065.66	28,507.00	558.66	101.96%
5130 · Actives - HRA Health Reimb Acct	12,600.00	6,551.00	6,049.00	192.34%
5135 · Actives - Dental Insurance	2,754.18	2,241.00	513.18	122.9%
5140 · Actives - Dental Reimbursement	486.00	0.00	486.00	100.0%
5145 · Actives - Vision Insurance	482.02	486.00	-3.98	99.18%
5150 · Group Life Insurance	104.50	116.00	-11.50	90.09%
5160 · Retirees - HRA & Medical Reimb	9,537.00			
5165 · Long Term Disability - Standard	1,458.77	1,457.00	1.77	100.12%
5170 · Actives - Other Benefits	0.00			
5175 · Social Security & Medicare Tax	2,872.17	4,780.00	-1,907.83	60.09%
5180 · CA Unemployment/Disability Tax	537.79	1,363.00	-825.21	39.46%
5182 · Workers Compensation	123,913.00	125,041.00	-1,128.00	99.1%
5185 · Actives - Deferred Compensation	6,509.88			
Total 5100 · EMPLOYEE BENEFITS	265,248.11	251,309.00	13,939.11	105.55%
5200 · TRAINING - BOARD & STAFF				
5205 · Coastal Regional Continuing Ed.	4,104.00	2,420.00	1,684.00	169.59%
5210 · Conferences / Workshops Board	0.00	0.00	0.00	0.0%
5215 · Conferences / Workshops Staff	3,080.00	847.00	2,233.00	363.64%
5220 · Staff Training	0.00	0.00	0.00	0.0%
Total 5200 · TRAINING - BOARD & STAFF	7,184.00	3,267.00	3,917.00	219.9%
5300 · ADMINISTRATION				
5305 · Board Meeting Expenses	929.00	530.00	399.00	175.28%
5310 · Background / drug screening	168.43	92.00	76.43	183.08%
5315 · County Accounting Service Chgs	0.00	0.00	0.00	0.0%
5325 · HR & Finance Consultant	312.12	357.00	-44.88	87.43%
5330 · Memberships & Subscriptions	15,020.00	14,866.00	154.00	101.04%
5335 · Office Expense	597.87	1,153.00	-555.13	51.85%
5340 · Janitorial/Household Expense	2,089.25	2,436.00	-346.75	85.77%
5345 · Prof. Services - Engineer Rpt	0.00	0.00	0.00	0.0%
5350 · Legal Services	1,470.00	3,337.00	-1,867.00	44.05%
5355 · Property Tax Stormwater Assess	0.00	0.00	0.00	0.0%

San Mateo County Mosquito & Vector Control District
Statement of Revenues, Expenses & Changes- Budget vs. Actual
Fiscal Year to Date July 2023

	<u>Jul 23</u>	<u>Budget</u>	<u>\$ Over Budget</u>	<u>% of Budget</u>
5360 · Permits	0.00	0.00	0.00	0.0%
5365 · CEQA / PEIR	0.00	0.00	0.00	0.0%
5375 · Audit	10,251.00	8,674.00	1,577.00	118.18%
5380 · Copier and postage	271.14	538.00	-266.86	50.4%
5385 · Security and fire alarm	2,001.00	1,045.00	956.00	191.48%
5390 · Payroll Service	744.54	761.00	-16.46	97.84%
5395 · Bank Fees (County General Fund)	65.70	110.00	-44.30	59.73%
5396 · Bank Fees (County Capital Fund)	58.40	20.00	38.40	292.0%
5399 · Facility Lease	0.00	0.00	0.00	0.0%
Total 5300 · ADMINISTRATION	33,978.45	33,919.00	59.45	100.18%
5400 · INSURANCE				
5410 · Liability Insurance - VCJPA	117,407.00	120,591.00	-3,184.00	97.36%
5415 · Auto Physical Damage	3,907.00	3,909.00	-2.00	99.95%
5420 · Group Property Program	39,448.00	41,730.00	-2,282.00	94.53%
5425 · VCJPA - General Fund Allocation	3,529.00	1,984.00	1,545.00	177.87%
5430 · Group Fidelity	5,714.00	7,016.00	-1,302.00	81.44%
5435 · Non-owned Aircraft	4,625.00	5,088.00	-463.00	90.9%
5436 · Cyber Liability	2,950.95	8,198.00	-5,247.05	36.0%
5445 · Business Travel Accident Ins	478.00			
Total 5400 · INSURANCE	178,058.95	188,516.00	-10,457.05	94.45%
5450 · COMPUTER HARDWARE & SOFTWARE				
5455 · IT Consulting - Compu-Data	0.00	587.00	-587.00	0.0%
5460 · Computer Hardware	847.30	2,087.00	-1,239.70	40.6%
5465 · Computer Software	1,149.90	2,924.00	-1,774.10	39.33%
5470 · Database & Mapping - License	12,500.00			
5475 · Website Hosting / Microsoft	432.86	905.00	-472.14	47.83%
Total 5450 · COMPUTER HARDWARE & SOFTWARE	14,930.06	6,503.00	8,427.06	229.59%
5500 · FACILITIES MAINTENANCE				
5505 · Facility - Repairs & Maint	2,167.53	4,557.00	-2,389.47	47.57%
Total 5500 · FACILITIES MAINTENANCE	2,167.53	4,557.00	-2,389.47	47.57%
5550 · UTILITIES				
5560 · Gas & Electricity - PG&E	1,548.80	1,963.00	-414.20	78.9%
5565 · Water	209.76	1,120.00	-910.24	18.73%
5570 · Phone - VOIP - Fusion/MegaPath	523.13	561.00	-37.87	93.25%
5575 · Phone - Land Line-AT&T/Comcast	348.61	379.00	-30.39	91.98%
5580 · Phone - Mobile Devices-Verizon	2,812.39	1,895.00	917.39	148.41%
Total 5550 · UTILITIES	5,442.69	5,918.00	-475.31	91.97%
5600 · FLEET MAINTENANCE				
5610 · Garage Tools	1,048.03	749.00	299.03	139.92%
5615 · Garage Repairs Outside	0.00	712.00	-712.00	0.0%
5620 · Auto, Hotsy, Plug, Boat, Traile	2,339.57	1,682.00	657.57	139.1%
5630 · Ops Equipment & Repairs	124.83	1,337.00	-1,212.17	9.34%
5635 · Vehicle Accident Insur Claims	0.00	0.00	0.00	0.0%
Total 5600 · FLEET MAINTENANCE	3,512.43	4,480.00	-967.57	78.4%
5700 · OPERATIONS				
5705 · Pesticides	2,033.23	0.00	2,033.23	100.0%
5715 · Helicopter	2,150.00	18,888.00	-16,738.00	11.38%
5720 · Safety Equipment	100.32	693.00	-592.68	14.48%
5725 · Apparel - Uniforms & Boots	990.04	1,273.00	-282.96	77.77%
5730 · Mosquito Fish	0.00	357.00	-357.00	0.0%
5735 · Fuel	6,769.00	6,000.00	769.00	112.82%
Total 5700 · OPERATIONS	12,042.59	27,211.00	-15,168.41	44.26%
5800 · LABORATORY				
5805 · Disease Surveillance	375.92	947.00	-571.08	39.7%
5810 · Sentinel Chicken Flocks/Supply	84.57	265.00	-180.43	31.91%
5815 · Mosquito Blood	349.00	375.00	-26.00	93.07%
5820 · Dry Ice	1,494.90	1,087.00	407.90	137.53%
5825 · Lab Supplies	250.89	795.00	-544.11	31.56%
5830 · Lab Biowaste Disposal	104.00	113.00	-9.00	92.04%
5835 · Lab Equip. Repair	0.00	0.00	0.00	0.0%
5840 · Lab Equip. Maintenance	0.00	0.00	0.00	0.0%
5845 · Lab PCR Supplies	833.50	0.00	833.50	100.0%
5850 · Lab PCR Maintenance	0.00	1,500.00	-1,500.00	0.0%
Total 5800 · LABORATORY	3,492.78	5,082.00	-1,589.22	68.73%
5900 · PUBLIC OUTREACH				
5910 · Media and Network	6,292.21	8,960.00	-2,667.79	70.23%
5920 · Promotion & Printing	2,960.35	3,193.00	-232.65	92.71%
Total 5900 · PUBLIC OUTREACH	9,252.56	12,153.00	-2,900.44	76.13%

San Mateo County Mosquito & Vector Control District
Statement of Revenues, Expenses & Changes- Budget vs. Actual
 Fiscal Year to Date July 2023

	<u>Jul 23</u>	<u>Budget</u>	<u>\$ Over Budget</u>	<u>% of Budget</u>
6000 · CAPITAL IMPROVEMENTS				
6010 · Building Improvements	0.00	0.00	0.00	0.0%
6020 · Equipment - Operations & Admin	0.00	0.00	0.00	0.0%
6025 · Software	0.00	0.00	0.00	0.0%
6030 · Vehicle Leases	3,542.33	5,831.00	-2,288.67	60.75%
Total 6000 · CAPITAL IMPROVEMENTS	<u>3,542.33</u>	<u>5,831.00</u>	<u>-2,288.67</u>	<u>60.75%</u>
6500 · DEBT SERVICE				
6510 · Principal Payments	213,177.02	213,177.00	0.02	100.0%
6520 · Interest Payments	104,917.10	104,917.00	0.10	100.0%
Total 6500 · DEBT SERVICE	<u>318,094.12</u>	<u>318,094.00</u>	<u>0.12</u>	<u>100.0%</u>
Total Expense	<u>987,585.37</u>	<u>1,004,657.00</u>	<u>-17,071.63</u>	<u>98.3%</u>
Net Ordinary Income	<u>-975,866.59</u>	<u>-962,900.00</u>	<u>-12,966.59</u>	<u>101.35%</u>
Other Income/Expense				
Other Income				
Transfer In	0.00	0.00	0.00	0.0%
Total Other Income	<u>0.00</u>	<u>0.00</u>	<u>0.00</u>	<u>0.0%</u>
Net Other Income	<u>0.00</u>	<u>0.00</u>	<u>0.00</u>	<u>0.0%</u>
Net Income	<u><u>-975,866.59</u></u>	<u><u>-962,900.00</u></u>	<u><u>-12,966.59</u></u>	<u><u>101.35%</u></u>

San Mateo County Mosquito & Vector Control District
Statement of Revenues, Expenses & Changes- Budget vs. Actual
 Month of July 2023

	<u>Jul 23</u>	<u>Budget</u>	<u>\$ Over Budget</u>	<u>% of Budget</u>
Ordinary Income/Expense				
Income				
4000 · PROGRAM REVENUES				
4010 · Service Abatement Revenue -2451	9,831.20	41,757.00	-31,925.80	23.54%
4020 · Special Benefit Assessmnt-2031	0.00	0.00	0.00	0.0%
4030 · Special Mosquito Tax - 2439	0.00	0.00	0.00	0.0%
Total 4000 · PROGRAM REVENUES	9,831.20	41,757.00	-31,925.80	23.54%
4100 · PROPERTY TAX REVENUES				
4105 · Current - Secured - 1021	0.00	0.00	0.00	0.0%
4110 · Current - Unsecured - 1031	0.00	0.00	0.00	0.0%
4115 · Prior Year - Unsecured - 1033	0.00	0.00	0.00	0.0%
4120 · Current -Secured SB813-1041	0.00	0.00	0.00	0.0%
4130 · Prior Y. Unsecured SB813-1042	0.00	0.00	0.00	0.0%
4140 · State Homeowner Prop-1831	0.00	0.00	0.00	0.0%
Total 4100 · PROPERTY TAX REVENUES	0.00	0.00	0.00	0.0%
4200 · OTHER TAX REVENUES				
4210 · ERAF Rebate-1046	0.00	0.00	0.00	0.0%
4220 · Redevelop Passthrough-1024,2647	0.00	0.00	0.00	0.0%
Total 4200 · OTHER TAX REVENUES	0.00	0.00	0.00	0.0%
4300 · OTHER REVENUES				
4310 · Interest Earned (Cnty GF+VCJPA)	0.00	0.00	0.00	0.0%
4311 · Interest Earned (Cnty Cap Fund)	0.00	0.00	0.00	0.0%
4312 · Interest (Cal CLASS)	906.72			
4340 · VCJPA / Misc. Income -2658	980.86	0.00	980.86	100.0%
Total 4300 · OTHER REVENUES	1,887.58	0.00	1,887.58	100.0%
Total Income	11,718.78	41,757.00	-30,038.22	28.06%
Expense				
5000 · SALARIES & WAGES				
5010 · Permanent Employees	106,532.37	120,740.00	-14,207.63	88.23%
5015 · Limited Term Employees	8,086.80	8,841.00	-754.20	91.47%
5020 · Seasonal Employees	14,319.60	7,175.00	7,144.60	199.58%
5040 · Board Trustees Meeting Stipend	1,700.00	1,061.00	639.00	160.23%
Total 5000 · SALARIES & WAGES	130,638.77	137,817.00	-7,178.23	94.79%
5100 · EMPLOYEE BENEFITS				
5110 · Retirement - Employer Contribut	64,868.64	80,767.00	-15,898.36	80.32%
5115 · Retirement - Employee Contribut	9,451.99			
5116 · Alternate Retire-Employee Contr	606.51			
5125 · Actives - Medical Insurance	29,065.66	28,507.00	558.66	101.96%
5130 · Actives - HRA Health Reimb Acct	12,600.00	6,551.00	6,049.00	192.34%
5135 · Actives - Dental Insurance	2,754.18	2,241.00	513.18	122.9%
5140 · Actives - Dental Reimbursement	486.00	0.00	486.00	100.0%
5145 · Actives - Vision Insurance	482.02	486.00	-3.98	99.18%
5150 · Group Life Insurance	104.50	116.00	-11.50	90.09%
5160 · Retirees - HRA & Medical Reimb	9,537.00			
5165 · Long Term Disability - Standard	1,458.77	1,457.00	1.77	100.12%
5170 · Actives - Other Benefits	0.00			
5175 · Social Security & Medicare Tax	2,872.17	4,780.00	-1,907.83	60.09%
5180 · CA Unemployment/Disability Tax	537.79	1,363.00	-825.21	39.46%
5182 · Workers Compensation	123,913.00	125,041.00	-1,128.00	99.1%
5185 · Actives - Deferred Compensation	6,509.88			
Total 5100 · EMPLOYEE BENEFITS	265,248.11	251,309.00	13,939.11	105.55%
5200 · TRAINING - BOARD & STAFF				
5205 · Coastal Regional Continuing Ed.	4,104.00	2,420.00	1,684.00	169.59%
5210 · Conferences / Workshops Board	0.00	0.00	0.00	0.0%
5215 · Conferences / Workshops Staff	3,080.00	847.00	2,233.00	363.64%
5220 · Staff Training	0.00	0.00	0.00	0.0%
Total 5200 · TRAINING - BOARD & STAFF	7,184.00	3,267.00	3,917.00	219.9%
5300 · ADMINISTRATION				
5305 · Board Meeting Expenses	929.00	530.00	399.00	175.28%
5310 · Background / drug screening	168.43	92.00	76.43	183.08%
5315 · County Accounting Service Chgs	0.00	0.00	0.00	0.0%
5325 · HR & Finance Consultant	312.12	357.00	-44.88	87.43%
5330 · Memberships & Subscriptions	15,020.00	14,866.00	154.00	101.04%
5335 · Office Expense	597.87	1,153.00	-555.13	51.85%
5340 · Janitorial/Household Expense	2,089.25	2,436.00	-346.75	85.77%
5345 · Prof. Services - Engineer Rpt	0.00	0.00	0.00	0.0%

San Mateo County Mosquito & Vector Control District
Statement of Revenues, Expenses & Changes- Budget vs. Actual
 Month of July 2023

5350 · Legal Services	1,470.00	3,337.00	-1,867.00	44.05%
5355 · Property Tax Stormwater Assess	0.00	0.00	0.00	0.0%
5360 · Permits	0.00	0.00	0.00	0.0%
5365 · CEQA / PEIR	0.00	0.00	0.00	0.0%
5375 · Audit	10,251.00	8,674.00	1,577.00	118.18%
5380 · Copier and postage	271.14	538.00	-266.86	50.4%
5385 · Security and fire alarm	2,001.00	1,045.00	956.00	191.48%
5390 · Payroll Service	744.54	761.00	-16.46	97.84%
5395 · Bank Fees (County General Fund)	65.70	110.00	-44.30	59.73%
5396 · Bank Fees (County Capital Fund)	58.40	20.00	38.40	292.0%
5399 · Facility Lease	0.00	0.00	0.00	0.0%
Total 5300 · ADMINISTRATION	33,978.45	33,919.00	59.45	100.18%
5400 · INSURANCE				
5410 · Liability Insurance - VCJPA	117,407.00	120,591.00	-3,184.00	97.36%
5415 · Auto Physical Damage	3,907.00	3,909.00	-2.00	99.95%
5420 · Group Property Program	39,448.00	41,730.00	-2,282.00	94.53%
5425 · VCJPA - General Fund Allocation	3,529.00	1,984.00	1,545.00	177.87%
5430 · Group Fidelity	5,714.00	7,016.00	-1,302.00	81.44%
5435 · Non-owned Aircraft	4,625.00	5,088.00	-463.00	90.9%
5436 · Cyber Liability	2,950.95	8,198.00	-5,247.05	36.0%
5445 · Business Travel Accident Ins	478.00			
Total 5400 · INSURANCE	178,058.95	188,516.00	-10,457.05	94.45%
5450 · COMPUTER HARDWARE & SOFTWARE				
5455 · IT Consulting - Compu-Data	0.00	587.00	-587.00	0.0%
5460 · Computer Hardware	847.30	2,087.00	-1,239.70	40.6%
5465 · Computer Software	1,149.90	2,924.00	-1,774.10	39.33%
5470 · Database & Mapping - License	12,500.00			
5475 · Website Hosting / Microsoft	432.86	905.00	-472.14	47.83%
Total 5450 · COMPUTER HARDWARE & SOFTWARE	14,930.06	6,503.00	8,427.06	229.59%
5500 · FACILITIES MAINTENANCE				
5505 · Facility - Repairs & Maint	2,167.53	4,557.00	-2,389.47	47.57%
Total 5500 · FACILITIES MAINTENANCE	2,167.53	4,557.00	-2,389.47	47.57%
5550 · UTILITIES				
5560 · Gas & Electricity - PG&E	1,548.80	1,963.00	-414.20	78.9%
5565 · Water	209.76	1,120.00	-910.24	18.73%
5570 · Phone - VOIP - Fusion/MegaPath	523.13	561.00	-37.87	93.25%
5575 · Phone - Land Line-AT&T/Comcast	348.61	379.00	-30.39	91.98%
5580 · Phone - Mobile Devices-Verizon	2,812.39	1,895.00	917.39	148.41%
Total 5550 · UTILITIES	5,442.69	5,918.00	-475.31	91.97%
5600 · FLEET MAINTENANCE				
5610 · Garage Tools	1,048.03	749.00	299.03	139.92%
5615 · Garage Repairs Outside	0.00	712.00	-712.00	0.0%
5620 · Auto, Hotsy, Plug, Boat, Traile	2,339.57	1,682.00	657.57	139.1%
5630 · Ops Equipment & Repairs	124.83	1,337.00	-1,212.17	9.34%
5635 · Vehicle Accident Insur Claims	0.00	0.00	0.00	0.0%
Total 5600 · FLEET MAINTENANCE	3,512.43	4,480.00	-967.57	78.4%
5700 · OPERATIONS				
5705 · Pesticides	2,033.23	0.00	2,033.23	100.0%
5715 · Helicopter	2,150.00	18,888.00	-16,738.00	11.38%
5720 · Safety Equipment	100.32	693.00	-592.68	14.48%
5725 · Apparel - Uniforms & Boots	990.04	1,273.00	-282.96	77.77%
5730 · Mosquito Fish	0.00	357.00	-357.00	0.0%
5735 · Fuel	6,769.00	6,000.00	769.00	112.82%
Total 5700 · OPERATIONS	12,042.59	27,211.00	-15,168.41	44.26%
5800 · LABORATORY				
5805 · Disease Surveillance	375.92	947.00	-571.08	39.7%
5810 · Sentinel Chicken Flocks/Supply	84.57	265.00	-180.43	31.91%
5815 · Mosquito Blood	349.00	375.00	-26.00	93.07%
5820 · Dry Ice	1,494.90	1,087.00	407.90	137.53%
5825 · Lab Supplies	250.89	795.00	-544.11	31.56%
5830 · Lab Biowaste Disposal	104.00	113.00	-9.00	92.04%
5835 · Lab Equip. Repair	0.00	0.00	0.00	0.0%
5840 · Lab Equip. Maintenance	0.00	0.00	0.00	0.0%
5845 · Lab PCR Supplies	833.50	0.00	833.50	100.0%
5850 · Lab PCR Maintenance	0.00	1,500.00	-1,500.00	0.0%
Total 5800 · LABORATORY	3,492.78	5,082.00	-1,589.22	68.73%
5900 · PUBLIC OUTREACH				

San Mateo County Mosquito & Vector Control District
Statement of Revenues, Expenses & Changes- Budget vs. Actual
 Month of July 2023

5910 · Media and Network	6,292.21	8,960.00	-2,667.79	70.23%
5920 · Promotion & Printing	2,960.35	3,193.00	-232.65	92.71%
Total 5900 · PUBLIC OUTREACH	9,252.56	12,153.00	-2,900.44	76.13%
6000 · CAPITAL IMPROVEMENTS				
6010 · Building Improvements	0.00	0.00	0.00	0.0%
6020 · Equipment - Operations & Admin	0.00	0.00	0.00	0.0%
6025 · Software	0.00	0.00	0.00	0.0%
6030 · Vehicle Leases	3,542.33	5,831.00	-2,288.67	60.75%
Total 6000 · CAPITAL IMPROVEMENTS	3,542.33	5,831.00	-2,288.67	60.75%
6500 · DEBT SERVICE				
6510 · Principal Payments	213,177.02	213,177.00	0.02	100.0%
6520 · Interest Payments	104,917.10	104,917.00	0.10	100.0%
Total 6500 · DEBT SERVICE	318,094.12	318,094.00	0.12	100.0%
Total Expense	987,585.37	1,004,657.00	-17,071.63	98.3%
Net Ordinary Income	-975,866.59	-962,900.00	-12,966.59	101.35%
Other Income/Expense				
Other Income				
Transfer In	0.00	0.00	0.00	0.0%
Total Other Income	0.00	0.00	0.00	0.0%
Net Other Income	0.00	0.00	0.00	0.0%
Net Income	-975,866.59	-962,900.00	-12,966.59	101.35%

San Mateo County Mosquito & Vector Control District

06/30/2023

A/R Aging Summary

As of July 31, 2023

	<u>Current</u>	<u>1 - 30</u>	<u>31 - 60</u>	<u>61 - 90</u>	<u>> 90</u>	<u>TOTAL</u>
City of Foster City	5,066.34	0.00	6,873.73	0.00	0.00	11,940.07
City of Pacifica Public Works Wastewater	78.08	0.00	78.08	0.00	0.00	156.16
City of Redwood City, Public Works	3,752.30	0.00	5,511.67	0.00	0.00	9,263.97
City of San Francisco, Public Utilities	193.68	0.00	0.00	369.76	0.00	563.44
City of San Mateo, Wastewater Treatment	166.86	0.00	171.46	0.00	0.00	338.32
City of South San Francisco Water Quality	168.06	0.00	0.00	0.00	0.00	168.06
San Francisco Int'l Airport	0.00	0.00	582.27	563.44	0.00	1,145.71
San Francisco Zoological Society	0.00	0.00	145.90	105.65	0.00	251.55
Sewer Authority Mid-Coastside	78.08	0.00	78.08	0.00	0.00	156.16
Silicon Valley Clean Water	327.80	0.00	163.90	0.00	163.90	655.60
TOTAL	<u>9,831.20</u>	<u>0.00</u>	<u>13,605.09</u>	<u>1,038.85</u>	<u>163.90</u>	<u>24,639.04</u>

San Mateo County Mosquito & Vector Control District

08/21/2023

A/R Aging Summary

As of August 21, 2023

	<u>Current</u>	<u>1 - 30</u>	<u>31 - 60</u>	<u>61 - 90</u>	<u>> 90</u>	<u>TOTAL</u>
City of Foster City	0.00	5,066.34	0.00	0.00	0.00	5,066.34
City of Pacifica Public Works Wastewater	0.00	78.08	0.00	0.00	0.00	78.08
City of Redwood City, Public Works	0.00	3,752.30	0.00	0.00	0.00	3,752.30
City of San Francisco, Public Utilities	0.00	193.68	0.00	0.00	0.00	193.68
City of San Mateo, Wastewater Treatment	0.00	166.86	0.00	0.00	0.00	166.86
City of South San Francisco Water Quality	0.00	168.06	0.00	0.00	0.00	168.06
San Francisco Int'l Airport	0.00	0.00	582.27	563.44	0.00	1,145.71
San Francisco Zoological Society	0.00	0.00	0.00	105.65	0.00	105.65
Sewer Authority Mid-Coastside	0.00	78.08	0.00	0.00	0.00	78.08
Silicon Valley Clean Water	0.00	327.80	0.00	0.00	0.00	327.80
TOTAL	<u>0.00</u>	<u>9,831.20</u>	<u>582.27</u>	<u>669.09</u>	<u>0.00</u>	<u>11,082.56</u>

San Mateo County Mosquito and Vector Control District
Cash Activity & Reconciliation to County Statement
General Fund
July 31, 2023

GF-Jun 2023

Beginning Cash per District as of Jun 30, 2023 8,379,432

Reductions	
Payroll Related (ADP)	(223,341)
Checks Written	(821,531)
Deposit Permit not reflected in Cty Stmt	(39,921)
Bank Fee (No Bank Chrg in May)	(66)
Total Reductions	(1,084,859)

Additions	
Quarterly Interest	65,423
Abatement Services	27,034
Property Tax Revenue	-
ERAF Rebate	-
RDA/RPTTF	-
Special Benefit Assessment	-
Special Mosquito Tax	-
Misc Deposit	39,844
Total Additions	132,302

Ending Cash per District as of Jul 31, 2023 7,426,875

Cash per County General Fund Statement 7,426,875

Difference -

COUNTY OF SAN MATEO Verbose [D E T A I L E D T R I A L B A L A N C E] 07/01/2023-07/31/2023 Page 2
 THU, AUG 10, 2023, 12:02 PM --req: VALENCIR--leg: GL JL--loc: CONTROL---job:16448298 J4761---prog: GL501 <1.86>--report id: GLTBAL01

SORT ORDER: SUB ACCT within SUB UNIT

SELECT ORG SUB UNIT: 02705-02706

Lg SUB UNIT Title	Director	St Tr	FDGP	FUND	SUB FUND	DEPT	DIVISION	SECTION	PROGRAM	BUDGET
GL 02706 County Mosquito Abatemen	Controller	A	07	02706	02706	00140	00000	00000	00000	00000

SUB ACCT	Date	Primary Ref.	Transaction Description	Debit	Credit	Balance
0111 Claim on Cash			Prior to 07/01/23	8,379,431.57	0.00	8,379,431.57
	07/01/23	RJNYINRV	AutoID: JXG725D3 Job: 16407 JE	65,423.22	0.00	8,444,854.79
	07/14/23	RJ15CFT2	Daily Cash Float Tsfr-Op Fd JE	26,957.40	0.00	8,471,812.19
	07/26/23	JB541831	AutoID: JRV728A3 Job: 16442 JE	0.00	1,044,871.98	7,426,940.21
	07/31/23	JB542012	AutoID: JVD801A3 Job: 16431 JE	0.00	65.70	7,426,874.51
		DR	* SUB ACCT Total *	8,471,812.19*	1,044,937.68*	7,426,874.51*

San Mateo County Mosquito and Vector Control District
Cash Activity & Reconciliation to County Statement
Capital Project Fund
July 31, 2023

CPF-Jul 2023

Beginning Cash per District as of Jun 30, 2023	761,785
Reductions	
Checks Written	(18,127)
Bank Fee	(58)
Transfer-Out to General Fund	-
Total Reductions	<u>(18,186)</u>
Additions	
Quarterly Interest	6,370
Transfer-In from General Fund	-
Total Additions	<u>6,370</u>
Ending Cash per District as of Jul 31, 2023	<u><u>749,969</u></u>
Cash per County Capital Project Fund Statement	749,969
Difference	-

COUNTY OF SAN MATEO Verbose [D E T A I L E D T R I A L B A L A N C E] 07/01/2023-07/31/2023 Page 1
 THU, AUG 10, 2023, 12:02 PM --req: VALENCIR--leg: GL JL--loc: CONTROL---job:16448298 J4761---prog: GL501 <1.86>--report id: GLTBAL01

SORT ORDER: SUB ACCT within SUB UNIT

SELECT ORG SUB UNIT: 02705-02706

Lg SUB UNIT Title	Director	St Tr	FDGP	FUND	SUB FUND DEPT	DIVISION	SECTION	PROGRAM	BUDGET
GL 02705 SMC Mosq Abate-CP Proj F	Controller	A	07	02705	02705 00140	00000	00000	00000	00000

SUB ACCT	Date	Primary Ref.	Transaction Description	Debit	Credit	Balance
0111 Claim on Cash			Prior to 07/01/23	761,784.95	0.00	761,784.95
	07/01/23	RJNYINRV	AutoID: JXG725D3 Job: 16407 JE	6,369.70	0.00	768,154.65
	07/26/23	JE541831	AutoID: JRV728A3 Job: 16442 JE	0.00	18,127.33	750,027.32
	07/31/23	JE542012	AutoID: JVD801A3 Job: 16431 JE	0.00	58.40	749,968.92
		DR	* SUB ACCT Total *	768,154.65*	18,185.73*	749,968.92*

San Mateo County Mosquito and Vector Control District
ADP Payroll Disbursement
 July 31, 2023

Jul 2023

	July 7, 2023	July 21, 2023	
Payroll ACH Disbursement (including Net Pay & Taxes)			
Total Net Pay	80,415	86,329	
Federal W/H Tax	13,946	15,512	
Social Security Tax	1,725	1,986	← A
Medicare	3,493	3,758	
CA W/H Tax	5,749	6,458	
CA SUI/DI	1,522	1,704	
Total	106,849	115,748	
ADP Process Fee PPE 6/3 & 6/17	267	319	
ADP Time & Attendance	159	-	
Total amount for the period	107,275	116,066	
Total amount for the month:		223,341	

Footnotes:

A. Social Security expenditure incurred for seasonal employees and Trustees stipends

San Mateo County Mosquito & Vector Control District
Check Detail

GF-Jul 2023

July 2023

Num	Date	Name	Memo	Account	Original Amount
2091	07/12/2023	Charles P. Hansen		1013 · Checking - US Bank - GF x3353	-922.08
Drug-6-30-23	06/30/2023		Retiree Prescription Drug Reimbursemt PE 6-30-23	5155 · Retirees - HRA & Prescrip Reimb	341.40
07012023	07/01/2023		Retiree Health Insurance Reimb-Jul '23	5160 · Retirees - HRA & Medical Reimb	580.68
TOTAL					<u>922.08</u>
2092	07/12/2023	Dennis J Jewell	Retiree Health Insurance Reimb-Jul '23	1013 · Checking - US Bank - GF x3353	-580.68
07012023	07/01/2023		Retiree Health Insurance Reimb-Jul '23	5160 · Retirees - HRA & Medical Reimb	580.68
TOTAL					<u>580.68</u>
2093	07/12/2023	Great-West Life & Annuity Co	Group No. 98368	1013 · Checking - US Bank - GF x3353	-6,257.61
07012023	07/01/2023		Employee Deferred Comp PPE 07/01/2023	5185 · Actives - Deferred Compensation	6,257.61
TOTAL					<u>6,257.61</u>
2094	07/12/2023	San Mateo County Retirement Ass SM M.A.D.		1013 · Checking - US Bank - GF x3353	-21,024.19
07012023	07/01/2023		Employee Contribution Pay Period 06/18/2023-07/01/2023	5115 · Retirement - Employee Contribut	9,131.76
			Employer Contribution Pay Period 06/18/2023-07/01/2023	5110 · Retirement - Employer Contribut	11,892.43
TOTAL					<u>21,024.19</u>
2095	07/12/2023	U.S. Bank PARS Account # 674602 Agency Name: San Mateo County Mosquito & Vector Control Distric		1013 · Checking - US Bank - GF x3353	-572.18
6746022400-PP7-1	07/01/2023		Alternate Retirement System for Richard Arrow PPE 07/01/2023	5116 · Alternate Retire-Employee Contr	572.18
TOTAL					<u>572.18</u>
2096	07/12/2023	Angelle Desiree LaBeaud	Jan-2023 Board Meeting Exp Reimb	1013 · Checking - US Bank - GF x3353	-100.00
Jan'23Reimb	06/30/2023		Jan-2023 Board Meeting Exp Reimb	5305 · Board Meeting Expenses	100.00
TOTAL					<u>100.00</u>
2097	07/12/2023	Irena Gilligan	Jan-Jun 2023 Board Meeting Exp Reimb	1013 · Checking - US Bank - GF x3353	-600.00
Jan-Jun'23	06/30/2023		Jan-Jun 2023 Board Meeting Exp Reimb	5305 · Board Meeting Expenses	600.00

**San Mateo County Mosquito & Vector Control District
Check Detail**

July 2023

GF-Jul 2023

<u>Num</u>	<u>Date</u>	<u>Name</u>	<u>Memo</u>	<u>Account</u>	<u>Original Amount</u>
TOTAL					600.00
2098	07/12/2023	Mason Brutschy	Jan thru Jun 2023 Board Meeting Exp Reimbursement	1013 · Checking - US Bank - GF x3353	-600.00
Jan-Jun2023 Exp R	06/30/2023		Jan thru Jun 2023 Board Meeting Exp Reimbursement	5305 · Board Meeting Expenses	600.00
TOTAL					600.00
2099	07/12/2023	Michael D. Yoshida	Jan thru Jun 2023 Board Meeting Exp Reimbursement	1013 · Checking - US Bank - GF x3353	-600.00
Jan-Jun'23 Reimb	06/30/2023		Jan thru Jun 2023 Board Meeting Exp Reimbursement	5305 · Board Meeting Expenses	600.00
TOTAL					600.00
2100	07/12/2023	ACT Art Conservation LLC	Invoice# 2023-onsiteSMC1	1013 · Checking - US Bank - GF x3353	-450.00
2023-onsiteSMC1	06/22/2023		Onsite assessment of collection	5910 · Media and Network	450.00
TOTAL					450.00
2101	07/12/2023	Airgas Dry Ice	4317638	1013 · Checking - US Bank - GF x3353	-989.55
9139301322	06/20/2023		Dry Ice (250 lbs)	5820 · Dry Ice	328.77
9139534925	06/28/2023		Dry Ice (250 lbs)	5820 · Dry Ice	329.02
9139685077	07/03/2023		Dry Ice (250 lbs)	5820 · Dry Ice	331.76
TOTAL					989.55
2102	07/12/2023	Alliant Insurance Services, Inc.	Account #SANMATE-10	1013 · Checking - US Bank - GF x3353	-2,950.95
2354199	07/04/2023		Cyber Liability Insurance (7/1/2023 to 7/1/2024)	5436 · Cyber Liability	2,950.95
TOTAL					2,950.95
2103	07/12/2023	Amazon Capital Services	Account # ARX6UTA334C06	1013 · Checking - US Bank - GF x3353	-3,715.48
1V4W-FHLD-MG7C	06/30/2023		Office Expense	5335 · Office Expense	139.53
			Ops supply	5630 · Ops Equipment & Repairs	37.26
			Water bottle	5720 · Safety Equipment	17.53
			Work boots for Sean & Everst	5725 · Apparel - Uniforms & Boots	215.94
			PAPR and filters	5805 · Disease Surveillance	1,184.89

San Mateo County Mosquito & Vector Control District
Check Detail

July 2023

GF-Jul 2023

Num	Date	Name	Memo	Account	Original Amount
			Chicken coop supplies	5810 · Sentinel Chicken Flocks/Supply	119.15
			Outreach supplies	5910 · Media and Network	2,001.18
TOTAL					3,715.48
2104	07/12/2023	American Fidelity Assurance Com Payor: 56840		1013 · Checking - US Bank - GF x3353	-1,966.62
2189760A	07/04/2023		Flexible Spending Account (Employee Contrib)	5170 · Actives - Other Benefits	1,966.62
TOTAL					1,966.62
2105	07/12/2023	AVQuest Insurance Service	Invoice #4631	1013 · Checking - US Bank - GF x3353	-4,625.00
4631	07/05/2023		Non-Owned Commercial Aircraft Insurance 7/6/2023-7/6/2024	5435 · Non-owned Aircraft	4,625.00
TOTAL					4,625.00
2106	07/12/2023	Bay Alarm		1013 · Checking - US Bank - GF x3353	-2,001.00
20684779	07/01/2023		Access Control System 08/01/23-10/31/23 (1351 Rollins Rd)	5385 · Security and fire alarm	855.00
20700855	07/02/2023		Fire Alarm Monitoring 08/01/2023-10/31/2023 (1351 Rollins Rd)	5385 · Security and fire alarm	445.20
			Sprinkler Inspection Services 08/01/2023-10/31/2023	5385 · Security and fire alarm	160.80
20710832	07/03/2023		Security Alarm Monitoring 08/01/2023-10/31/2023 (1415 N Carolan Ave)	5385 · Security and fire alarm	540.00
TOTAL					2,001.00
2107	07/12/2023	Brian Weber	Replenish Petty Cash 07/01/22-06/30/23	1013 · Checking - US Bank - GF x3353	-233.34
PettyCash6-30-23	06/30/2023		Replenish Petty Cash 07/01/22-06/30/23	1030 · Petty Cash	233.34
TOTAL					233.34
2108	07/12/2023	Cintas Corporation #0464	Payer #15914933	1013 · Checking - US Bank - GF x3353	-698.65
15914933 Jun-2023	06/30/2023		Uniform Services 06/07/23 Inv #4157816618	5725 · Apparel - Uniforms & Boots	173.52
			Uniform Services 06/14/23 Inv #4158516138	5725 · Apparel - Uniforms & Boots	173.52
			Uniform Services 06/21/23 Inv #4159211779	5725 · Apparel - Uniforms & Boots	173.52
			Uniform Services 06/28/23 Inv #4159904755	5725 · Apparel - Uniforms & Boots	178.09
TOTAL					698.65
2109	07/12/2023	City National Bank	Lease Agreement #21-001 dated 7/1/2021	1013 · Checking - US Bank - GF x3353	-318,094.12

San Mateo County Mosquito & Vector Control District
Check Detail

July 2023

GF-Jul 2023

Num	Date	Name	Memo	Account	Original Amount
Lease #21-001 7/20	07/01/2023		Principal-Re: Lease Agreement #21-001	6510 · Principal Payments	213,177.02
			Interest Due Date: 7/29/23	6520 · Interest Payments	104,917.10
TOTAL					318,094.12
2110	07/12/2023	City of Burlingame, Water		1013 · Checking - US Bank - GF x3353	-1,128.44
53-310184-Jun23	06/23/2023		3/4 Inch 04/18/23-06/20/23	5565 · Water	148.21
53-310176-Jun23	06/23/2023		Fireline 04/18/23-06/20/23	5565 · Water	13.15
53-133346-Jun23	06/23/2023		1 1/2 Inch 04/18/23-06/20/23	5565 · Water	757.32
53-485494-Jun23 C	07/11/2023		1 Inch meter 04/18/23-06/20/23-1415 N. Carolan Ave	5565 · Water	209.76
TOTAL					1,128.44
2111	07/12/2023	Colorprint		1013 · Checking - US Bank - GF x3353	-476.05
33972	06/28/2023		Print & laminate poster	5910 · Media and Network	207.33
33893	06/28/2023		Pesticide tags (150)	5910 · Media and Network	268.72
TOTAL					476.05
2112	07/12/2023	Comcast	A/C #8155200280283815	1013 · Checking - US Bank - GF x3353	-169.33
8155200280283815	07/03/2023		Business Internet 07/08/23-08/07/23 (1351 Rollins)	5575 · Phone - Land Line-AT&T/Comcast	169.33
TOTAL					169.33
2113	07/12/2023	County of San Mateo LAFCO	San Mateo County Mosquito & Vector Control District	1013 · Checking - US Bank - GF x3353	-4,020.00
LAFCO-23-24Budget	07/01/2023		Po-rata share of LAFCO's adopted budget for FY 2023-2024	5330 · Memberships & Subscriptions	4,020.00
TOTAL					4,020.00
2114	07/12/2023	Eco Medical Inc.	Invoice #19365	1013 · Checking - US Bank - GF x3353	-104.00
19365	06/30/2023		28 Gal. Bio-waste container pick-up - Jun 2023	5830 · Lab Biowaste Disposal	104.00
TOTAL					104.00
2115	07/12/2023	Fastenal Company	Cust No. CAS180583	1013 · Checking - US Bank - GF x3353	-20.61

San Mateo County Mosquito & Vector Control District
Check Detail

July 2023

GF-Jul 2023

<u>Num</u>	<u>Date</u>	<u>Name</u>	<u>Memo</u>	<u>Account</u>	<u>Original Amount</u>
CABUR80270	06/26/2023		Fleet maintenance supply	5620 · Auto, Hotsy, Plug, Boat, Traile	20.61
TOTAL					<u>20.61</u>
2116	07/12/2023	FDAC EBA	51 - SMCMVCD Billing Period Aug-2023	1013 · Checking - US Bank - GF x3353	-33,448.58
FDAC0823-SMCM	07/10/2023		Medical Insurance for Aug-2023	5125 · Actives - Medical Insurance	30,107.88
			Dental Insurance	5135 · Actives - Dental Insurance	2,754.18
			Vision	5145 · Actives - Vision Insurance	482.02
			Hartford Group Life	5150 · Group Life Insurance	104.50
TOTAL					<u>33,448.58</u>
2117	07/12/2023	Flowers Electric & Service Co., Inc Customer #1798		1013 · Checking - US Bank - GF x3353	-5,998.00
22304027	06/29/2023		Install new 30' flag pole (PO#02706-1872)	5505 · Facility - Repairs & Maint	5,998.00
TOTAL					<u>5,998.00</u>
2118	07/12/2023	Flyers Energy, LLC	Account 700895	1013 · Checking - US Bank - GF x3353	-3,625.81
CFS-3482088	06/30/2023		Fuels 06/16/2023-06/30/2023	5735 · Fuel	3,625.81
TOTAL					<u>3,625.81</u>
2119	07/12/2023	Grainger	809934680	1013 · Checking - US Bank - GF x3353	-581.98
7111940693	06/15/2023		Hip waders	5725 · Apparel - Uniforms & Boots	191.55
			Rodent survy supply	5805 · Disease Surveillance	390.43
TOTAL					<u>581.98</u>
2120	07/12/2023	Infosec	INV000076719	1013 · Checking - US Bank - GF x3353	-1,089.90
INV000076719	07/05/2023		Cybersecurity workshop for staff & trustees	5465 · Computer Software	1,089.90
TOTAL					<u>1,089.90</u>
2121	07/12/2023	MidAmerica Admin & Retirement S Cust ID: SANMA002 (Admin Fees Apr-Jun '23)		1013 · Checking - US Bank - GF x3353	-648.00
HRA-Admin-Apr-Jui	06/30/2023		Admin Fees for Actives HRA (Apr thru Jun '23)	5130 · Actives - HRA Health Reimb Acct	528.00
			Admin Fees for Retirees HRA (Apr thru Jun '23)	5160 · Retirees - HRA & Medical Reimb	120.00
					<u>120.00</u>

San Mateo County Mosquito & Vector Control District
Check Detail

July 2023

GF-Jul 2023

Num	Date	Name	Memo	Account	Original Amount
TOTAL					648.00
2122	07/12/2023	O'Reilly Automotive, Inc.	Customer #1275593	1013 · Checking - US Bank - GF x3353	-284.84
1275593 Stmt06/28	06/28/2023		Jeep maintenance supply	5620 · Auto, Hotsy, Plug, Boat, Traile	284.84
TOTAL					284.84
2123	07/12/2023	Occupational Health Centers of Ca	Account #N23-1060276454	1013 · Checking - US Bank - GF x3353	-66.00
79704112	06/28/2023		Drug test for Seasonal Tech (1)	5310 · Background / drug screening	66.00
TOTAL					66.00
2124	07/12/2023	PG&E		1013 · Checking - US Bank - GF x3353	-1,422.91
5594119880-0 Jun-	06/27/2023		PGE Elec & Gas for 1415 N Carolan 05/30/23-06/27/2023	5560 · Gas & Electricity - PG&E	841.77
5584709654-6 Jun-	06/27/2023		1351 Rollins Site 05/30/2023-06/27/2023	5560 · Gas & Electricity - PG&E	581.14
TOTAL					1,422.91
2125	07/12/2023	Quench USA, Inc.		1013 · Checking - US Bank - GF x3353	-410.00
INV05816080	06/01/2023		Water Dispenser Rental - Jun 2023	5335 · Office Expense	205.00
INV05948643	07/01/2023		Water Dispenser Rental - Jul 2023	5335 · Office Expense	205.00
TOTAL					410.00
2126	07/12/2023	RankPlus SEO	Invoice 000586	1013 · Checking - US Bank - GF x3353	-256.25
000586	06/29/2023		Google Analytic Services (1.25hr)	5910 · Media and Network	256.25
TOTAL					256.25
2127	07/12/2023	Recology San Mateo County	A/C #731001072	1013 · Checking - US Bank - GF x3353	-456.00
50148857	06/29/2023		Garbage Service - Jun 2023	5340 · Janitorial/Household Expense	456.00
TOTAL					456.00
2128	07/12/2023	Streamline	Invoice No: 112D6F75-0029	1013 · Checking - US Bank - GF x3353	-431.00

San Mateo County Mosquito & Vector Control District
Check Detail

GF-Jul 2023

July 2023

Num	Date	Name	Memo	Account	Original Amount
112D6F75-0029	07/01/2023		Streamline Web 7/1/2023-7/31/2023	5475 · Website Hosting / Microsoft	431.00
TOTAL					431.00
2129	07/12/2023	Target Specialty Products	Customer ID 5005852	1013 · Checking - US Bank - GF x3353	-4,951.76
INVP501184957	06/20/2023		Spheratax SPH 50G (40lb) (Qty:20 bags) PO#02706-1883	5705 · Pesticides	4,951.76
TOTAL					4,951.76
2130	07/12/2023	Vector-Borne Disease Account	San Mateo Co MVCD	1013 · Checking - US Bank - GF x3353	-3,114.00
SMATM-07-2023	07/12/2023		Re-certification for District Employee (18)	5205 · Coastal Regional Continuing Ed.	3,114.00
TOTAL					3,114.00
2131	07/12/2023	Vector Control Joint Powers Agen Customer #SAN002		1013 · Checking - US Bank - GF x3353	-294,396.00
VCJPA-239	07/03/2023		Worker's Comp Program (2023-24 Program Year)	5182 · Workers Compensation	123,913.00
			Liability Program	5410 · Liability Insurance - VCJPA	117,006.00
			Pooled Auto Physical Damage	5415 · Auto Physical Damage	3,907.00
			Property Program	5420 · Group Property Program	39,448.00
			General Fund Contribution	5425 · VCJPA - General Fund Allocation	3,529.00
			Group Fidelity ACIP Crime Program	5430 · Group Fidelity	5,714.00
			Alliant Deadly Weapons Response Program	5410 · Liability Insurance - VCJPA	401.00
			Business Travel Accident	5445 · Business Travel Accident Ins	478.00
TOTAL					294,396.00
2132	07/12/2023	Verizon Wireless	A/C #271667168-00002	1013 · Checking - US Bank - GF x3353	-1,008.56
9938199517	07/11/2023		Balance-Services for period 05/27/23-6/26/23 (CalNet)	5580 · Phone - Mobile Devices-Verizon	581.57
			Upgrade iPhone for Brian	5580 · Phone - Mobile Devices-Verizon	426.99
TOTAL					1,008.56
2133	07/12/2023	U.S. Bank	4246-0445-5564-6391	1013 · Checking - US Bank - GF x3353	-12,103.41
06222023	06/22/2023		District Credit Card Payment	1040 · US Bank Purchase Card	12,103.41
TOTAL					12,103.41

**San Mateo County Mosquito & Vector Control District
Check Detail**

GF-Jul 2023

July 2023

Num	Date	Name	Memo	Account	Original Amount
2134	07/26/2023	Great-West Life & Annuity Co	Group No. 98368	1013 · Checking - US Bank - GF x3353	-6,509.88
07152023	07/15/2023		Employee Deferred Comp PPE 07/15/2023	5185 · Actives - Deferred Compensation	6,509.88
TOTAL					6,509.88
2135	07/26/2023	San Mateo County Retirement Ass VOID: Mis-printed check		1013 · Checking - US Bank - GF x3353	0.00
TOTAL					0.00
2136	07/26/2023	U.S. Bank PARS Account # 674602 VOID: Mis-printed check		1013 · Checking - US Bank - GF x3353	0.00
TOTAL					0.00
2137	07/26/2023	San Mateo County Retirement Ass SM M.A.D.		1013 · Checking - US Bank - GF x3353	-35,938.36
07152023	07/15/2023		Employee Contribution Pay Period 07/02/2023-07/15/2023	5115 · Retirement - Employee Contribut	9,451.20
			Employer Contribution Pay Period 07/02/2023-07/15/2023	5110 · Retirement - Employer Contribut	26,487.16
TOTAL					35,938.36
2138	07/26/2023	U.S. Bank PARS Account # 674602 Agency Name: San Mateo County Mosquito & Vector Control Distric		1013 · Checking - US Bank - GF x3353	-606.51
6746022400-PP7-1	07/15/2023		Alternate Retirement System for Richard Arrow PPE 07/15/2023	5116 · Alternate Retire-Employee Contr	606.51
TOTAL					606.51
2139	07/26/2023	Aim To Please Janitorial Services Invoice #62 - Jun 2023		1013 · Checking - US Bank - GF x3353	-1,633.25
62	06/28/2023		1351 Rollins Janitorial Services-Jun 2023	5340 · Janitorial/Household Expense	1,200.00
			1415 N Carolan Janitorial Services	5340 · Janitorial/Household Expense	325.00
			1415 N Carolan Restroom Cleaning	5340 · Janitorial/Household Expense	108.25
TOTAL					1,633.25
2140	07/26/2023	ADP Screening & Selection Services		1013 · Checking - US Bank - GF x3353	-204.86
1466165-06-2023	06/26/2023		Background check for Seasonal Hire	5310 · Background / drug screening	102.43
1466165-07-2023	07/24/2023		Background check for Seasonal Hire	5310 · Background / drug screening	102.43
TOTAL					204.86

San Mateo County Mosquito & Vector Control District
Check Detail

July 2023

GF-Jul 2023

<u>Num</u>	<u>Date</u>	<u>Name</u>	<u>Memo</u>	<u>Account</u>	<u>Original Amount</u>
2141	07/26/2023	Airgas Dry Ice	4317638	1013 · Checking - US Bank - GF x3353	-331.51
9139957268	07/11/2023		Dry Ice (250 lbs)	5820 · Dry Ice	331.51
TOTAL					<u>331.51</u>
2142	07/26/2023	American Fidelity Assurance	Payor: 56840	1013 · Checking - US Bank - GF x3353	-457.98
D616622	07/19/2023		Life/Acc/Cancer EE Insurance for Ju6-2023	5170 · Actives - Other Benefits	457.98
TOTAL					<u>457.98</u>
2143	07/26/2023	Cintas	Customer #11322412	1013 · Checking - US Bank - GF x3353	-100.32
5167546902	07/19/2023		First Aid-Kit refill (2)	5720 · Safety Equipment	100.32
TOTAL					<u>100.32</u>
2144	07/26/2023	Colorprint		1013 · Checking - US Bank - GF x3353	-368.97
33952	07/03/2023		Uniform name badges (Vanessa & 7 Seasonals)	5725 · Apparel - Uniforms & Boots	107.70
34051	07/21/2023		Gift labels (Qty: 2,000)	5920 · Promotion & Printing	261.27
TOTAL					<u>368.97</u>
2145	07/26/2023	Comcast	A/C #8155200280658818	1013 · Checking - US Bank - GF x3353	-179.28
8155200280658818	07/15/2023		Business Internet 07/20/23-08/19/23 (1415 N Carolan)	5575 · Phone - Land Line-AT&T/Comcast	179.28
TOTAL					<u>179.28</u>
2146	07/26/2023	Flyers Energy, LLC	Account 700895	1013 · Checking - US Bank - GF x3353	-2,906.42
CFS-3500749	07/15/2023		Fuels 07/01/2023-07/15/2023	5735 · Fuel	2,906.42
TOTAL					<u>2,906.42</u>
2147	07/26/2023	Fusion, LLC	Customer No. 3789973	1013 · Checking - US Bank - GF x3353	-523.13
9725338	07/19/2023		Phone System Aug-2023	5570 · Phone - VOIP - Fusion/MegaPath	523.13
TOTAL					<u>523.13</u>

San Mateo County Mosquito & Vector Control District
Check Detail

July 2023

GF-Jul 2023

Num	Date	Name	Memo	Account	Original Amount
2148	07/26/2023	Jarvis Fay LLP	Invoice 17769	1013 · Checking - US Bank - GF x3353	-2,907.00
17769	06/30/2023		Board Matters (3.8 hrs) - Legal Services thru Jun-2023	5350 · Legal Services	1,083.00
			Contract (1 hr)	5350 · Legal Services	285.00
			District Policies (5.4 hrs)	5350 · Legal Services	1,539.00
TOTAL					<u>2,907.00</u>
2149	07/26/2023	Lampire Biological Laboratories, I A/C # SANMAT		1013 · Checking - US Bank - GF x3353	-349.00
470543	07/05/2023		Chicken Blood (PO# 02076-1847)	5815 · Mosquito Blood	349.00
TOTAL					<u>349.00</u>
2150	07/26/2023	Leadership Council San Mateo Co Invoice: NS1876 Rachel Curtis-Robles		1013 · Checking - US Bank - GF x3353	-2,800.00
NS1876	07/25/2023		Immersive Leadership Training Program for Rachel	5215 · Conferences / Workshops Staff	2,800.00
TOTAL					<u>2,800.00</u>
2151	07/26/2023	Leading Edge Associates, Inc.	Invoice #2323	1013 · Checking - US Bank - GF x3353	-2,150.00
2323	07/17/2023		PV Aerial Application Services (VectoMax FG)	5715 · Helicopter	2,150.00
TOTAL					<u>2,150.00</u>
2152	07/26/2023	MVCAC	2023-2024 Corporate Member Dues	1013 · Checking - US Bank - GF x3353	-11,000.00
7364115	07/13/2023		2023-2024 Corporate Member Dues	5330 · Memberships & Subscriptions	11,000.00
TOTAL					<u>11,000.00</u>
2153	07/26/2023	Napa Auto Parts		1013 · Checking - US Bank - GF x3353	-1,548.73
160705	07/05/2023		Fleet Engine Oil	5620 · Auto, Hotsy, Plug, Boat, Traile	876.91
161226	07/13/2023		Battery for Nissan	5620 · Auto, Hotsy, Plug, Boat, Traile	274.05
161270	07/14/2023		Battery for Nissan & Cleaners	5620 · Auto, Hotsy, Plug, Boat, Traile	384.00
161425Cr	07/14/2023		Battery Core Credit (Inv. #161425)	5620 · Auto, Hotsy, Plug, Boat, Traile	-18.00
161562	07/19/2023		Assembly lube	5620 · Auto, Hotsy, Plug, Boat, Traile	31.77
TOTAL					<u>1,548.73</u>

San Mateo County Mosquito & Vector Control District
Check Detail

July 2023

GF-Jul 2023

Num	Date	Name	Memo	Account	Original Amount
2154	07/26/2023	Pacific Office Automation	Customer #446374	1013 · Checking - US Bank - GF x3353	-271.14
260920	07/05/2023		Maintenance for 1 Color & 2 Blk/Wht Copiers 07/02/23-08/02/23	5380 · Copier and postage	271.14
TOTAL					271.14
2155	07/26/2023	Public Agency Retirement Service	Customer #SAN400	1013 · Checking - US Bank - GF x3353	-312.12
53505	07/06/2023		PARS Alternate Retirement System Fees PE 05/31/2023	5325 · HR & Finance Consultant	312.12
TOTAL					312.12
2156	07/26/2023	RankPlus SEO	Invoice 000612	1013 · Checking - US Bank - GF x3353	-742.00
000612	07/20/2023		Google Ads Services (July)	5920 · Promotion & Printing	742.00
TOTAL					742.00
2157	07/26/2023	Richard Arrow	Reimb CPA License 2 Yrs-9/1/23-8/31/25	1013 · Checking - US Bank - GF x3353	-280.00
ReimbCPA-Lic7-23	07/20/2023		Reimb CPA License 2 Yrs-9/1/23-8/31/25	5215 · Conferences / Workshops Staff	280.00
TOTAL					280.00
2158	07/26/2023	RMT Landscape Contractors, Inc.	Customer #M332	1013 · Checking - US Bank - GF x3353	-790.00
20230733	07/10/2023		Landscape Maintenance Jul-2023 (1351 Rollins Rd)	5505 · Facility - Repairs & Maint	495.00
			Landscape Maintenance (1415 N Carolan Ave)	5505 · Facility - Repairs & Maint	295.00
TOTAL					790.00
2159	07/26/2023	Spark Creative Design		1013 · Checking - US Bank - GF x3353	-2,435.26
2825	07/16/2023		Artwork & design-Water bottle stickers	5910 · Media and Network	839.80
2824	07/16/2023		Production-Die-cut water bottle stickers	5910 · Media and Network	820.46
2826	07/16/2023		Open Hse, Forgotten Bkyrd, CASPER designs	5910 · Media and Network	775.00
TOTAL					2,435.26
2160	07/26/2023	Standard Insurance Company	142979	1013 · Checking - US Bank - GF x3353	-1,458.77

San Mateo County Mosquito & Vector Control District
Check Detail

July 2023

GF-Jul 2023

Num	Date	Name	Memo	Account	Original Amount
142979-0001 Jul21	07/19/2023		Long term disability due 08/01/2023	5165 · Long Term Disability - Standard	1,458.77
TOTAL					<u>1,458.77</u>
2161	07/26/2023	Target Specialty Products		1013 · Checking - US Bank - GF x3353	-1,397.53
INVP501199728	07/05/2023		Fastrac All-Weather Blox (4 lb)-2/cs (84cs/Plit) Qty:12	5705 · Pesticides	873.23
INVP501212582	07/17/2023		Protecta LP Blk Bait Station 6/cs 44cs/Plit (Qty 6cs)	5705 · Pesticides	524.30
TOTAL					<u>1,397.53</u>
2162	07/26/2023	Theresa Shelton	Dental reimb for daughter, Adelaide	1013 · Checking - US Bank - GF x3353	-88.00
DentalReimb7-21-2	07/21/2023		Dental reimb for daughter, Adelaide	5140 · Actives - Dental Reimbursement	88.00
TOTAL					<u>88.00</u>
2163	07/26/2023	Topside, LLC	Inv #91, Final payment due upon delivery & setup	1013 · Checking - US Bank - GF x3353	-6,047.75
91	06/30/2023		Final payment-Customized display tables for District lobby area	5910 · Media and Network	6,047.75
TOTAL					<u>6,047.75</u>
CHECK TOTAL					<u><u>821,530.65</u></u>

Note: Previous month's check numbers were 2006-2090. Current month's check numbers are 2091-2163 (73 checks).

San Mateo County Mosquito & Vector Control District
Check Detail

CPF-Jul 2023

July 2023

Num	Date	Name	Memo	Account	Original Amount
1259	07/12/2023	Aetypic	Invoice #AET-2023-F007	1023 · Checking - US Bank - CPF x4183	-14,585.00
AET-2023-F007	06/30/2023		Professional Services thru 06/30/2023: 1415 N. Carolan Improv Project	6010 · Building Improvements	14,585.00
TOTAL					14,585.00
1260	07/12/2023	Enterprise FM Trust	Customer No. 458563	1023 · Checking - US Bank - CPF x4183	-3,542.33
FBN4791798	07/06/2023		22NCN8-2018 NISS Frontier- July 2023	6030 · Vehicle Leases	248.89
			22NCNB-2018 NISS Frontier	6030 · Vehicle Leases	248.89
			22NCNF-2018 NISS Frontier	6030 · Vehicle Leases	32.89
			22NCNJ-2018 NISS Frontier	6030 · Vehicle Leases	32.89
			23CDWF-2020 Subaru Forester	6030 · Vehicle Leases	318.64
			23LVXF-2019 NISS Frontier (Kim)	6030 · Vehicle Leases	405.59
			23LW6S-2019 NISS Frontier (Lab)	6030 · Vehicle Leases	455.33
			23MNV2-2020 NISS Frontier	6030 · Vehicle Leases	391.87
			23MNV3-2020 NISS Frontier	6030 · Vehicle Leases	391.88
			25QSHX-2022 FORD Explorer	6030 · Vehicle Leases	492.81
			266LKM-2021 RAM 2500	6030 · Vehicle Leases	522.65
TOTAL					3,542.33
CHECK TOTAL					18,127.33

Note: Previous month's check number were 1256-1258. Current month's check numbers are 1259-1260 (2 checks)

**San Mateo County Mosquito & Vector Control District
Credit Card Transaction Detail by Account**

July 2023

July 2023

Type	Date	Name	Memo	Split	Amount
1040 · US Bank Purchase Card					
1045 · US Bank Visa Brian x2315					
Credit Card Charge	06/22/2023	Scholastic Inc.	Books for youth outreach program	5910 · Media and Network	4,130.79
Credit Card Charge	06/22/2023	California Special District Assoc	CSDA conf. reg. for Trustee Rena Gilligan	5210 · Conferences / Workshops Board	925.00
Credit Card Charge	06/22/2023	California Special District Assoc	CSDA conf. reg. for Richard Arrow	5215 · Conferences / Workshops Staff	675.00
Credit Card Charge	06/25/2023	Misc-Admin	Popeyes-Brian Lunch-Mgr's Leadership Summit conf.	5215 · Conferences / Workshops Staff	32.31
Credit Card Charge	06/26/2023	Misc-Admin	Travel Traders-Meal for Brian-GM Leadership conf.	5215 · Conferences / Workshops Staff	25.57
Credit Card Charge	06/27/2023	Misc-Admin	76 - gas for District Manager's vehicle	5735 · Fuel	74.89
Credit Card Charge	06/27/2023	Misc-Admin	Moe's Original BBQ-Dinner for Brian-GM Leadership conf.	5215 · Conferences / Workshops Staff	40.48
Credit Card Charge	06/27/2023	Misc-Admin	Travel Traders-Breakfast for Brian-GM Leadership conf.	5215 · Conferences / Workshops Staff	15.93
Credit Card Charge	06/27/2023	Hyatt Hotels	Hyatt Everline Resort-Brian Weber-GM Leadership conf.	5215 · Conferences / Workshops Staff	162.70
Credit Card Credit	07/08/2023	Microsoft	Online Email Services Overpaymt Annual	5475 · Website Hosting / Microsoft	-15.59
Credit Card Charge	07/08/2023	Microsoft	Online Email Services	5475 · Website Hosting / Microsoft	16.45
Credit Card Charge	07/11/2023	Misc-Admin	Original Joe's - dinner for July board meeting	5305 · Board Meeting Expenses	767.62
Total 1045 · US Bank Visa Brian x2315					6,851.15
1050 · US Bank Visa Admin x5992					
Credit Card Charge	06/22/2023	Misc- Ops	Action Towing - tow for cb jeep radiator issues	5615 · Garage Repairs Outside	195.00
Credit Card Charge	06/29/2023	Misc- Outreach	Crabtree Books-Books on mosq for lending to schools	5910 · Media and Network	176.85
Credit Card Charge	06/29/2023	Big 5 Sporting Goods	Work boots for Seasonal Tech Galen Guo	5725 · Apparel - Uniforms & Boots	27.46
Credit Card Charge	06/29/2023	Summit Racing Equipment	Airboat gaskets and filters	5620 · Auto, Hotsy, Plug, Boat, Traile	130.78
Credit Card Charge	06/29/2023	Summit Racing Equipment	Fuel pump for airboat	5620 · Auto, Hotsy, Plug, Boat, Traile	225.77
Credit Card Charge	06/30/2023	Rock Auto	Fleet maintenance parts for CB Jeeps	5620 · Auto, Hotsy, Plug, Boat, Traile	992.86
Credit Card Charge	06/30/2023	FasTrak	Toll replenish	5215 · Conferences / Workshops Staff	25.00
Credit Card Charge	07/03/2023	Mosyle Business	Premium license	5465 · Computer Software	60.00
Credit Card Charge	07/03/2023	OMNI International, Inc.	Ticks and other genetic testing	5845 · Lab PCR Supplies	524.71
Credit Card Charge	07/04/2023	Register.com Website	Private registration for District website	5475 · Website Hosting / Microsoft	1.00
Credit Card Charge	07/05/2023	Summit Racing Equipment	Fuel system parts for Airboat	5620 · Auto, Hotsy, Plug, Boat, Traile	73.27
Credit Card Charge	07/05/2023	Survey Monkey	Survey platform for customer surveys	5910 · Media and Network	468.00
Credit Card Charge	07/05/2023	B&H Photo	Various items for lab upkeep & devices for field ops	5460 · Computer Hardware	730.89
Credit Card Charge	07/06/2023	Life Technologies Corporation	For use with the Viral kit	5845 · Lab PCR Supplies	308.79
Credit Card Charge	07/06/2023	Shutterstock	Stock photos for adding to District outreach materials	5910 · Media and Network	299.00
Credit Card Charge	07/12/2023	West Marine Pro	New trailer jack for airboat trailer	5620 · Auto, Hotsy, Plug, Boat, Traile	202.80
Credit Card Charge	07/12/2023	Safeway Store	Cookies for July Board Meeting	5305 · Board Meeting Expenses	13.98
Credit Card Charge	07/13/2023	Misc- Ops	Sportsman's Guide - Waders for Vanessa	5725 · Apparel - Uniforms & Boots	93.16

**San Mateo County Mosquito & Vector Control District
Credit Card Transaction Detail by Account**

July 2023

July 2023

<u>Type</u>	<u>Date</u>	<u>Name</u>	<u>Memo</u>	<u>Split</u>	<u>Amount</u>
Credit Card Charge	07/14/2023	Harbor Freight	Supplies and tools for service truck	5610 · Garage Tools	331.61
Credit Card Charge	07/14/2023	Ebay	Replacement coolant heater tube unit #53	5620 · Auto, Hotsy, Plug, Boat, Traile	71.03
Credit Card Charge	07/14/2023	Costco	Misc. office supplies	5335 · Office Expense	238.72
			Misc board meeting expenses	5305 · Board Meeting Expenses	147.40
Credit Card Charge	07/15/2023	FasTrak	Toll Violation	5335 · Office Expense	11.75
Credit Card Charge	07/17/2023	Ebay	CB jeep transmission seals and sensor	5620 · Auto, Hotsy, Plug, Boat, Traile	77.82
Credit Card Charge	07/17/2023	Misc- Outreach	Jelly Belly - small prizes for open house	5910 · Media and Network	179.96
Credit Card Charge	07/18/2023	Misc- Ops	Berls Commercial Supp-Replace dispenser for womens restrm	5505 · Facility - Repairs & Maint	454.95
Credit Card Charge	07/19/2023	Putnam	CB jeep transmission parts	5620 · Auto, Hotsy, Plug, Boat, Traile	88.14
Credit Card Charge	07/19/2023	Putnam	Nissan frontier coolant for fleet trucks	5620 · Auto, Hotsy, Plug, Boat, Traile	46.02
Credit Card Charge	07/20/2023	Peninsula Feed	Feed for sentinal chicken	5810 · Sentinel Chicken Flocks/Supply	84.57
Credit Card Charge	07/22/2023	Misc-Admin	Global Industrial - sanitary napkins for women's restroom	5335 · Office Expense	78.86
Total 1050 · US Bank Visa Admin x5992					<u>6,360.15</u>
TOTAL 1040 · US Bank Purchase Card					<u><u>13,211.30</u></u>



P.O. BOX 6343
FARGO ND 58125-6343

Jul
2023



000000938 01 SP 0.630 106481794230165 P
SMCMVCD
ATTN DISTRICT MANAGER
1351 ROLLINS RD
BURLINGAME CA 94010-2409

ACCOUNT NUMBER [REDACTED]
STATEMENT DATE 07-24-2023
AMOUNT DUE \$13,211.30
NEW BALANCE \$13,211.30
PAYMENT DUE ON RECEIPT

AMOUNT ENCLOSED
\$ 13,211.30

Please make check payable to U.S. Bank

U.S. BANK CORPORATE PAYMENT SYSTEMS
P.O. BOX 790428
ST. LOUIS, MO 63179-0428

[REDACTED] 001321130 001321130

Please tear payment coupon at perforation.

CORPORATE ACCOUNT SUMMARY									
SMCMAD	Previous Balance	Purchases And Other + Charges	Cash Advances +	Cash Advance Fees +	Cash Late Payment Charges -	Credits -	Payments -	New Balance	
[REDACTED]	\$18,208.97	\$13,226.89	\$0.00	\$0.00	\$0.00	\$15.59	\$18,208.97	\$13,211.30	
Company Total									

CORPORATE ACCOUNT ACTIVITY					
SMCMAD					TOTAL CORPORATE ACTIVITY
[REDACTED]					\$18,208.97 CR
Post Date	Tran Date	Reference Number	Transaction Description	Amount	
07-07	07-04	74798263188000000000447	PAYMENT - THANK YOU 00000 C	6,105.56	PY
07-19	07-18	74798263200000000000490	PAYMENT - THANK YOU 00000 C	12,103.41	PY

NEW ACTIVITY					
SMCMVCD ADMIN		CREDITS	PURCHASES	CASH ADV	TOTAL ACTIVITY
[REDACTED]		\$0.00	\$6,360.15	\$0.00	\$6,360.15
Post Date	Tran Date	Reference Number	Transaction Description	Amount	
06-26	06-22	24207853174035800145806	ACTION TOWING REDWOOD CITY CA	195.00	
06-30	06-29	240113431800000044123605	WWW.CRABTREEBOOKS.COM 180-03877850 NY	176.85	
06-30	06-29	24431063181091322000073	BIG 5 SPORTING GOODS 433 SAN BRUNO CA	27.46	
06-30	06-29	24445003181600089545177	SUMMIT RACING MAIL ORDER 800-230-3030 OH	130.78	

CUSTOMER SERVICE CALL	ACCOUNT NUMBER	ACCOUNT SUMMARY	
800-344-5696	[REDACTED]	PREVIOUS BALANCE	18,208.97
		PURCHASES & OTHER CHARGES	13,226.89
	STATEMENT DATE	DISPUTED AMOUNT	CASH ADVANCES
	07/24/23	.00	.00
			CASH ADVANCE FEES
			.00
			LATE PAYMENT CHARGES
			.00
			CREDITS
			15.59
			PAYMENTS
			18,208.97
			ACCOUNT BALANCE
			13,211.30

Jul
2023



Company Name: SMCMVCD
Corporate Account Number: [REDACTED]
Statement Date: 07-24-2023

NEW ACTIVITY

Post Date	Tran Date	Reference Number	Transaction Description	Amount
06-30	06-29	24445003181600089545250	SUMMIT RACING MAIL ORDER 800-230-3030 OH	225.77
07-03	06-30	24055233181819841153575	ROCK AUTO ROCKAUTO.COM WI	992.86
07-03	06-30	24431063181081448746956	FASTRAK CSC 415-486-8655 CA	25.00
07-04	07-03	24492163184000036746161	MOSYLE BUS* MOSYLE_BUS HTTPSBUSINESS FL	60.00
07-05	07-03	24639233185900016400073	OMNI INTERNATIONAL, INC. 800-7764431 GA	524.71
07-05	07-04	24906413185177610408075	WEB*REGISTERWEBSITE 800-9999723 FL	1.00
07-06	07-05	24445003187600080858581	SUMMIT RACING MAIL ORDER 800-230-3030 OH	73.27
07-06	07-06	24492153187715659119200	LIFETECHCORP10386204 800-955-6288 CA	308.79
07-06	07-05	24906413188177708508274	SMK* SURVEYMONKEY.COM 971-2311154 CA	468.00
07-06	07-05	24906413188177710499692	B&H PHOTO 800-606-9969 800-2215743 NY	730.89
07-07	07-06	24793383187000744304946	STK*SHUTTERSTOCK 866-8633954 NY	299.00
07-12	07-12	24692163193101377849999	WEST MARINE #300 800-937-2628 CA	202.80
07-14	07-12	24231683194837001216543	SAFEWAY #1547 BURLINGAME CA	13.98
07-14	07-14	24231683195083163413326	HARBOR FREIGHT TOOLS 805-388-1000 CA	16.84
07-14	07-13	24692163194102656337788	SPORTSMANS GUIDE 800-888-5222 MN	93.16
07-17	07-14	24204293195305218218728	EBAY O*24-10297-33591 SAN JOSE CA	71.03
07-17	07-15	24231683196083163413325	HARBOR FREIGHT TOOLS 805-388-1000 CA	314.77
07-17	07-15	24431063196081976724006	FASTRAK VIOLATION CENT 415-486-8655 CA	11.75
07-17	07-14	24692163195100634404638	COSTCO DELIVERY 654 800-788-9968 CA	386.12
07-18	07-17	24204293198286410538724	EBAY O*06-10305-17132 SAN JOSE CA	28.49
07-18	07-17	24204293198286410718722	EBAY O*06-10305-17133 SAN JOSE CA	49.33
07-19	07-18	24431063199608202603401	JELLY BELLY CANDY CO 800-950-1292 CA	179.96
07-19	07-18	24492153199852480031316	BERLS COMMER SUPPLY 704-937-2673 NC	454.95
07-20	07-19	24493983200207486100019	PUTNAM MAZDA AND VOLVO BURLINGAME CA	88.14
07-20	07-19	24493983201286516300061	NISSAN OF BURLINGAME BURLINGAME CA	46.02
07-21	07-20	24692163201105878020143	SQ *PENINSULA FEED STORE GOSQ.COM CA	84.57
07-24	07-23	24692163204107805885569	GIH*GLOBALINDUSTRIALEQ 800-645-2986 FL	78.86

BRIAN WEBER	CREDITS	PURCHASES	CASH ADV	TOTAL ACTIVITY
	\$15.59	\$6,866.74	\$0.00	\$6,851.15

Post Date	Tran Date	Reference Number	Transaction Description	Amount
06-23	06-22	24009583174600119378712	SCHOLASTIC EDUCATION 573-632-1834 MO	4,130.79
06-26	06-22	24071053174627194062314	CALIFORNIA SPECIAL DIS 916-4427887 CA	925.00
06-26	06-22	24071053174627194062322	CALIFORNIA SPECIAL DIS 916-4427887 CA	675.00
06-26	06-25	24231683177400000100209	POPEYES 14184 NORTH HIGHLAN CA	32.31
06-28	06-27	24034543178003115666082	76 - DBA SEI 42032 DUTCH FLAT CA	74.89
06-28	06-27	24137463178100374528925	TST* MOE'S ORIGINAL BBQ - TAHOE CITY CA	40.48
06-28	06-26	24445003178500342012319	TRAVEL TRADERS #3160 OLYMPIC VALLE CA	25.57
06-29	06-27	24445003178500332161729	TRAVEL TRADERS #3160 OLYMPIC VALLE CA	15.93
06-29	06-27	24943003179750010460326	HYATT EVERLINE RESORT OLYMPIC VALLE CA 0001046032 ARRIVAL: 06-25-23	162.70
07-10	07-08	74430993189400814000218	MICROSOFT*365 MSBILL INFO WA	15.59 CR
07-10	07-08	24430993189400813022085	MSFT * E010002SK7 MSBILL INFO WA	16.45
07-12	07-11	24692163192100824247436	TST* ORIGINAL JOES - WES 650-755-7400 CA	767.62

Department: 00000 Total:
Division: 00000 Total:

\$13,211.30
\$13,211.30

Agenda Item 4E

SUBJECT: CONSIDERATION OF FUND TRANSFER OF RESERVES

SUMMARY

At their meeting on March 8, 2023, the Board of Trustees approved the selection of CalCLASS as the alternative depository for the District and authorized an initial transfer of \$200,000. As part of a review of best management practices for local government, the staff decided to update the liquid asset management investment policy of SMCMVCD (San Mateo County Mosquito and Vector Control District). The Board approved the new policy 6075 at their July 12, 2023, meeting. The objective of the policy is to provide clear investment guidance for the liquid assets of the District while ensuring compliance with California Government Code Section 53600 et. seq. and other relevant state laws.

DISCUSSION

We have been reviewing the investment results of both CalCLASS and the San Mateo County investment pool. The latest information as of July 31, 2023, in terms of investment earnings is as follows:

- CalCLASS: 5.293%
- San Mateo County Treasury: 3.509%

Staff recommends transferring over \$1,000,000 from the Debt Service Repayment Reserve and possibly more from the Real Property Acquisition Reserve. Staff believes this is a prudent financial transfer due to the markedly increased interest earnings potential compared to the San Mateo County Treasury. The treasurer has a constraint that only 12.5% of the previous month's fund balance can be transferred at any given time. Therefore, a series of transfers may be necessary to accomplish the \$1,000,000 or more balance. This limitation ensures that the County Treasurer will not experience any liquidity issues.

RECOMMENDATION

Staff is recommending that the Finance Committee recommend to the Board authorizing the District Manager to begin a series of transfers from District funds held by the County of San Mateo Treasurer to the District's alternate fund depository (CalCLASS) in an amount to be determined by the Finance Committee.

MATERIALS ATTACHED:

1. District Policy 6075 Statement of Investment Policy for Liquid Assets
2. CalCLASS portfolio performance as of July 31, 2023
3. San Mateo portfolio performance as of July 31, 2023
4. San Mateo Treasurer Memo to Special Districts



POLICIES AND PROCEDURES

TITLE: **Statement of Investment Policy for Liquid Assets**

NUMBER: **6075**

6075.10 The purpose of this policy is to comply with the legal requirements of California Government Code Section 53600 et. seq. and to provide clear guidance for the investment of all San Mateo County Mosquito and Vector Control District funds. In all instances, the District shall comply with state law requirements as are amended from time to time. In addition to the requirements of state law, the District:

- a) shall not purchase or sell securities on margin.
- b) shall not borrow funds for the sole purpose of arbitrage

6075.20 This policy applies to all District liquid financial assets. This policy shall not apply to assets designated to cover the cost of retiree benefits, such as post-retirement health care plan funds, pension supplemental funds managed by the District, and those deposit with the Vector Control Joint Powers Authority.

6075.30 Investment Objectives

The investment of all funds of the District is structured to achieve, in priority order, the goals of safety, liquidity, and yield within the parameters established by law.

The primary objective of the investment policy of the District is ensuring the safety of principals. To attain this objective, the District diversifies its investments using a mixture of securities offered by a variety of financial institutions. The goal will be to mitigate credit risk and interest rate risk. Most investments will be highly liquid. Maturities will be selected to anticipate cash needs, thereby, avoiding the need for forced liquidation. The District's investment portfolio shall be designed with the objective of attaining a benchmark rate of return throughout budgetary and economic cycles, considering the investment risk constraints of safety and liquidity needs.

6075.40. Ethics and Conflict of Interest

Employees and investment officials shall disclose any material financial interests in the manner required by the District's Conflict of Interest Code.

Officers and employees shall refrain from undertaking any personal investment transactions with the same individual with whom business is conducted on behalf of the District. Under no circumstances shall investment officers or employees accept gifts, trips, or any type of gratuity from individuals or institutions engaged in investment practices with the District.

6075.50. Investment Authority

The District's investment program is derived from California Government Code Section 53607. The Board of Trustees retains ultimate fiduciary responsibility for the portfolio. Therefore, the Finance Committee and Board of Trustees shall receive monthly reports, review policy 6075 annually, and provide feedback on the liquid assets investment strategy.

The Board has delegated the primary responsibility for the District's investment program and the authority to make investments on behalf of the District to the District Manager and Board President. Pursuant to Government Code Section 53607, this delegation shall be reconsidered during Policy 6075's review or request of a trustee.


Such investments shall be limited to the instruments authorized under applicable law, including California Government Code Sections 53601 and 53635 and further described in Appendix A. Unless removed by the District Manager, the District's Finance Director has the authority to access online financial information from the asset manager.

6075.60. Authorized Financial Institutions and Broker/Dealers

The District Manager/Finance Director will maintain a list of financial institutions authorized to provide investment services. Selection of authorized broker/dealers shall be made by the District Manager/ Finance Director with the guidance of the Finance Committee.

Selection of financial institutions to serve as depositories for the District shall be made by the District Manager/Finance Director with the guidance of the Finance Committee.

Reviewed by Policy Committee:	July 3, 2023
Reviewed By Finance Committee:	July 3, 2023
Board Approval:	July 12, 2023



ALLOWABLE INVESTMENT INSTRUMENTS PER STATE GOVERNMENT
CODE (AS OF JANUARY 1, 2022) APPLICABLE TO ALL LOCAL AGENCIES

INVESTMENT TYPE	MAXIMUM MATURITY ^c	MAXIMUM SPECIFIED % OF PORTFOLIO ^d	MINIMUM QUALITY REQUIREMENTS	GOV'T CODE SECTIONS
Local Agency Bonds	5 years	None	None	53601(a)
U.S. Treasury Obligations	5 years	None	None	53601(b)
State Obligations— CA And Others	5 years	None	None	53601(c) 53601(d)
CA Local Agency Obligations	5 years	None	None	53601(e)
U.S Agency Obligations	5 years	None	None	53601(f)
Bankers' Acceptances	180 days	40% ^e	None	53601(g)
Commercial Paper—Non-Pooled Funds ^f (under \$100,000,000 of investments)	270 days or less	25% of the agency's money ^g	Highest letter and number rating by an NRSRO ^h	53601(h)(2)(c)
Commercial Paper—Non-Pooled Funds (min. \$100,000,000 of investments)	270 days or less	40% of the agency's money ^g	Highest letter and number rating by an NRSRO ^h	53601(h)(2)(c)
Commercial Paper— Pooled Funds ⁱ	270 days or less	40% of the agency's money ^g	Highest letter and number rating by an NRSRO ^h	53635(a)(1)
Negotiable Certificates of Deposit	5 years	30% ^j	None	53601(i)
Non-negotiable Certificates of Deposit	5 years	None	None	53630 et seq.
Placement Service Deposits	5 years	50% ^k	None	53601.8 and 53635.8
Placement Service Certificates of Deposit	5 years	50% ^k	None	53601.8 and 53635.8
Repurchase Agreements	1 year	None	None	53601(j)
Reverse Repurchase Agreements and Securities Lending Agreements	92 days ^l	20% of the base value of the portfolio	None ^m	53601(j)
Medium-Term Notes ⁿ	5 years or less	30%	"A" rating category or its equivalent or better	53601(k)
Mutual Funds And Money Market Mutual Funds	N/A	20%	Multiple ^{p,q}	53601(l) and 53601.6(b)
Collateralized Bank Deposits ^r	5 years	None	None	53630 et seq. and 53601(n)
Mortgage Pass-Through and Asset-Backed Securities	5 years or less	20%	"AA" rating category or its equivalent or better	53601(o)
County Pooled Investment Funds	N/A	None	None	27133
Joint Powers Authority Pool	N/A	None	Multiple ^s	53601(p)
Local Agency Investment Fund (LAIF)	N/A	None	None	16429.1
Voluntary Investment Program Fund ^t	N/A	None	None	16340
Supranational Obligations ^u	5 years or less	30%	"AA" rating category or its equivalent or better	53601(q)
Public Bank Obligations	5 years	None	None	53601(r), 53635(c) and 57603

TABLE OF NOTES FOR FIGURE 1

- ^A Sources: Sections 16340, 16429.1, 27133, 53601, 53601.6, 53601.8, 53630 et seq., 53635, 53635.8, and 57603.
- ^B Municipal Utilities Districts have the authority under the Public Utilities Code Section 12871 to invest in certain securities not addressed here.
- ^C Section 53601 provides that the maximum term of any investment authorized under this section, unless otherwise stated, is five years. However, the legislative body may grant express authority to make investments either specifically or as a part of an investment program approved by the legislative body that exceeds this five year remaining maturity limit. Such approval must be issued no less than three months prior to the purchase of any security exceeding the five-year maturity limit.
- ^D Percentages apply to all portfolio investments regardless of source of funds. For instance, cash from a reverse repurchase agreement would be subject to the restrictions.
- ^E No more than 30 percent of the agency's money may be in bankers' acceptances of any one commercial bank.
- ^F Includes agencies defined as a city, a district, or other local agency that do not pool money in deposits or investment with other local agencies, other than local agencies that have the same governing body.
- ^G Local agencies, other than counties or a city and county, may purchase no more than 10 percent of the outstanding commercial paper and medium-term notes of any single issuer.
- ^H Issuing corporation must be organized and operating within the U.S., have assets in excess of \$500 million, and debt other than commercial paper must be in a rating category of "A" or its equivalent or higher by a nationally recognized statistical rating organization, or the issuing corporation must be organized within the U.S. as a special purpose corporation, trust, or LLC, have program wide credit enhancements, and have commercial paper that is rated "A-1" or higher, or the equivalent, by a nationally recognized statistical rating agency.
- ^I Includes agencies defined as a county, a city and county, or other local agency that pools money in deposits or investments with other local agencies, including local agencies that have the same governing body. Local agencies that pool exclusively with other local agencies that have the same governing body must adhere to the limits set forth in Section 53601(h)(2)(C).
- ^J No more than 30 percent of the agency's money may be in negotiable certificates of deposit that are authorized under Section 53601(i).
- ^K Effective January 1, 2020, no more than 50 percent of the agency's money may be invested in deposits, including certificates of deposit, through a placement service as authorized under 53601.8 (excludes negotiable certificates of deposit authorized under Section 53601(i)). On January 1, 2026, the maximum percentage of the portfolio reverts back to 30 percent. Investments made pursuant to 53635.8 remain subject to a maximum of 30 percent of the portfolio.
- ^L Reverse repurchase agreements or securities lending agreements may exceed the 92-day term if the agreement includes a written codicil guaranteeing a minimum earning or spread for the entire period between the sale of a security using a reverse repurchase agreement or securities lending agreement and the final maturity dates of the same security.
- ^M Reverse repurchase agreements must be made with primary dealers of the Federal Reserve Bank of New York or with a nationally or state chartered bank that has a significant relationship with the local agency. The local agency must have held the securities used for the agreements for at least 30 days.
- ^N "Medium-term notes" are defined in Section 53601 as "all corporate and depository institution debt securities with a maximum remaining maturity of five years or less, issued by corporations organized and operating within the United States or by depository institutions licensed by the United States or any state and operating within the United States."
- ^O No more than 10 percent invested in any one mutual fund. This limitation does not apply to money market mutual funds.
- ^P A mutual fund must receive the highest ranking by not less than two nationally recognized rating agencies or the fund must retain an investment advisor who is registered with the SEC (or exempt from registration), has assets under management in excess of \$500 million, and has at least five years' experience investing in instruments authorized by Sections 53601 and 53635.
- ^Q A money market mutual fund must receive the highest ranking by not less than two nationally recognized statistical rating organizations or retain an investment advisor registered with the SEC or exempt from registration and who has not less than five years' experience investing in money market instruments with assets under management in excess of \$500 million.
- ^R Investments in notes, bonds, or other obligations under Section 53601(n) require that collateral be placed into the custody of a trust company or the trust department of a bank that is not affiliated with the issuer of the secured obligation, among other specific collateral requirements.
- ^S A joint powers authority pool must retain an investment advisor who is registered with the SEC (or exempt from registration), has assets under management in excess of \$500 million, and has at least five years' experience investing in instruments authorized by Section 53601, subdivisions (a) to (o).
- ^T Local entities can deposit between \$200 million and \$10 billion into the Voluntary Investment Program Fund, upon approval by their governing bodies. Deposits in the fund will be invested in the Pooled Money Investment Account.
- ^U Only those obligations issued or unconditionally guaranteed by the International Bank for Reconstruction and Development (IBRD), International Finance Corporation (IFC), and Inter-American Development Bank (IADB), with a maximum remaining maturity of five years or less.



0000052-0000191 PDF 555495

San Mateo County Mosquito and Vector Control District
1351 Rollins Road
Burlingame, CA 94010

California CLASS

California CLASS

Average Monthly Yield: 5.2934%

		Beginning Balance	Contributions	Withdrawals	Income Earned	Income Earned YTD	Average Daily Balance	Month End Balance
CA-01-0053-0001	General Fund	201,737.87	0.00	0.00	906.72	2,644.59	201,767.12	202,644.59
TOTAL		201,737.87	0.00	0.00	906.72	2,644.59	201,767.12	202,644.59



General Fund

Account Summary

Average Monthly Yield: 5.2934%

	Beginning Balance	Contributions	Withdrawals	Income Earned	Income Earned YTD	Average Daily Balance	Month End Balance
California CLASS	201,737.87	0.00	0.00	906.72	2,644.59	201,767.12	202,644.59

Transaction Activity

Transaction Date	Transaction Description	Contributions	Withdrawals	Balance	Transaction Number
07/01/2023	Beginning Balance			201,737.87	
07/31/2023	Income Dividend Reinvestment	906.72			
07/31/2023	Ending Balance			202,644.59	



California CLASS

California CLASS

Date	Dividend Rate	Daily Yield
07/01/2023	0.00000000	5.2651%
07/02/2023	0.00000000	5.2651%
07/03/2023	0.000287454	5.2459%
07/04/2023	0.00000000	5.2461%
07/05/2023	0.000143541	5.2393%
07/06/2023	0.000143569	5.2403%
07/07/2023	0.000431046	5.2444%
07/08/2023	0.00000000	5.2444%
07/09/2023	0.00000000	5.2444%
07/10/2023	0.000143979	5.2552%
07/11/2023	0.000143889	5.2520%
07/12/2023	0.000144945	5.2905%
07/13/2023	0.000144529	5.2753%
07/14/2023	0.000433961	5.2799%
07/15/2023	0.00000000	5.2799%
07/16/2023	0.00000000	5.2799%
07/17/2023	0.000144735	5.2828%
07/18/2023	0.000144712	5.2820%
07/19/2023	0.000144794	5.2850%
07/20/2023	0.000144722	5.2824%
07/21/2023	0.000434838	5.2905%
07/22/2023	0.00000000	5.2905%
07/23/2023	0.00000000	5.2905%
07/24/2023	0.000144865	5.2876%
07/25/2023	0.000144666	5.2803%
07/26/2023	0.000144770	5.2841%
07/27/2023	0.000146536	5.3486%
07/28/2023	0.000446565	5.4332%
07/29/2023	0.00000000	5.4332%
07/30/2023	0.00000000	5.4332%
07/31/2023	0.000149159	5.4443%

Performance results are shown net of all fees and expenses and reflect the reinvestment of dividends and other earnings. Many factors affect performance including changes in market conditions and interest rates and in response to other economic, political, or financial developments. Investment involves risk including the possible loss of principal. No assurance can be given that the performance objectives of a given strategy will be achieved. **Past performance is no guarantee of future results. Any financial and/or investment decision may incur losses.**



Sandie Arnott
TREASURER-TAX COLLECTOR

SAN MATEO COUNTY INVESTMENT POOL FUND JULY 2023 MONTH END REPORT





TABLE OF CONTENTS

- I. Introduction Summary P. 3
- II. GASB Fair Market Value Factor P. 4
- III. Summary of Pool Earnings P. 5
- IV. Fixed Income Distribution P. 6-7
- V. Portfolio Appraisal P. 8-16
- VI. Diversification P. 17
- VII. Asset Allocation Graph P.18
- VIII. 12-Month Cash Flow P. 19



INTRODUCTION SUMMARY

Gross earnings for the month ending July 2023 was 3.509 %. Current average maturity of the portfolio is 1.67 years with an average duration of 1.53 years. As of the end of the month, the pool is currently on pace to meet the target rate. The current Par Value of the pool is \$7.560 Billion. The largest non-government aggregate position is currently Natixis at 1.26%. The portfolio continues to hold no derivative products.

The estimated earnings for FY 2023-24 is 3.75%.

The San Mateo County Pool complies with Government Code Section 53646, which requires the ability to meet its expenditure requirements for the next six months.

I certify, and our compliance advisor, Silicon Valley Treasury Consulting Group, confirms these reports are in compliance with the Investment Policy dated Calendar Year 2023. Please visit our website if you wish to review Silicon Valley Treasury Consulting Group's monthly compliance report:

<https://www.smcgov.org/treasurer/investment-information>

If you have any questions regarding any of these reports, please call me at (650) 363-4470.

Best regards,

Sandie Arnott
Treasurer-Tax Collector



Sandie Arnott
Treasurer-Tax Collector

July 31, 2023

RE: SAN MATEO COUNTY INVESTMENT POOL, GASB FAIR MARKET VALUE FACTOR AS
OF 07/31/23

As of July 31, 2023, the GASB fair market value factor for the San Mateo County Investment Pool is
0.97116.



ESTIMATED SUMMARY OF POOL EARNINGS

July 2023

	<u>Par Value</u>	<u>Gross Earnings</u>	<u>Realized Gain/Loss & Interest Received</u>	<u>Period Earnings</u>
Fixed Income Securities Maturing > 1 year				
U S Treasury Notes	\$ 1,280,780,000.00	\$ 1,471,358.73	Corporate Notes	\$ 258,707.20
Corporate Notes	801,652,000.00	1,839,848.19	Federal Agencies	1,895,378.13
Federal Agencies	2,145,145,318.87	6,485,737.26	U.S. Instrumentalities	161,404.94
U.S. Instrumentalities	129,040,000.00	58,229.00	Asset Backed Securities	21,370.41
Asset Backed Securities	41,376,896.10	21,966.44	U.S. Treasury Bills	130,525.00
Certificate of Deposit	-	-	U S Treasury Notes	425,464.96
	\$ 4,397,994,214.97	\$ 9,877,139.62	Dreyfus	116,853.84
			CAMP	2,219,038.01
			US Bank Earnings Credit	24,750.56
			Total Realized Income	\$ 5,253,493.05
Short Term Securities Maturing < 1 year				
U S Treasury Notes	\$ 668,825,000.00	\$ 590,524.82		
Corporate Notes	183,515,000.00	192,127.14		
Federal Agencies	1,607,699,000.00	4,974,286.72		
U.S. Instrumentalities	150,043,000.00	489,211.51		
U.S. Treasury Bills	15,000,000.00	64,841.67		
Asset Backed Securities	71,456.57	9.44		
Certificate of Deposit	124,000,000.00	547,769.59		
Commercial Paper	111,000,000.00	521,445.83		
Dreyfus	127,204,724.10	-		
CAMP	175,000,000.00	659,846.58		
	\$ 3,162,358,180.67	\$ 8,040,063.29		
Total Accrued Interest	\$ 7,560,352,395.64	\$ 17,917,202.91		
Total Dollar Earnings for July		\$ 23,170,695.96		

AVERAGE BALANCE		\$ 7,775,535,622.08
GROSS EARNINGS RATE / GROSS DOLLAR EARNINGS	3.509%	23,170,695.96
ADMINISTRATION FEES*		(627,368.56)
NET EARNINGS RATE / NET DOLLAR EARNINGS	3.414%	\$ 22,543,327.40

*Current admin fees rate is at 9.5bp

SAN MATEO COUNTY TREASURER'S OFFICE
 FIXED INCOME DISTRIBUTION - SETTLED TRADES
SAN MATEO COUNTY POOL

July 31, 2023

Summary Information

Totals		Weighted Averages	
Par Value	7,560,352,396	Average YTM	5.06
Market Value	7,353,312,379.06	Average Maturity (yrs)	1.67
Total Cost	7,522,858,268.30	Average Coupon (%)	2.70
Net Gain/Loss	-169,545,889.24	Average Duration	1.53
Annual Income	200,883,598.05	Average Moody Rating	Aa1
Accrued Interest	49,455,851.66	Average S&P Rating	AA
Number of Issues	366		

Distribution by Maturity

<u>Maturity</u>	<u>Number</u>	<u>Mkt Value</u>	<u>% Bond Holdings</u>	<u>Average Y T M</u>	<u>Average Coupon</u>	<u>Average Duration</u>
Under 1 Yr	137	3,109,088,340.95	42.3	5.0	2.663%	0.4
1 Yr - 3 Yrs	141	2,809,474,613.65	38.2	5.2	2.363%	1.7
3 Yrs - 5 Yrs	88	1,434,749,424.46	19.5	4.9	3.426%	3.6

Distribution by Coupon

<u>Coupon %</u>	<u>Number</u>	<u>Mkt Value</u>	<u>% Bond Holdings</u>	<u>Average Y T M</u>	<u>Average Coupon</u>	<u>Average Duration</u>
Under 1%	94	2,071,430,632.62	28.2	4.6	0.337%	1.3
1% - 3%	106	2,039,229,798.07	27.7	5.1	2.007%	1.5
3% - 5%	103	1,798,529,179.36	24.5	5.1	4.189%	1.4
5% - 7%	63	1,444,122,769.01	19.6	5.6	5.238%	2.1

Distribution by Duration

<u>Duration</u>	<u>Number</u>	<u>Mkt Value</u>	<u>% Bond Holdings</u>	<u>Average Y T M</u>	<u>Average Coupon</u>	<u>Average Duration</u>
Under 1 Yr	148	3,222,147,460.34	43.8	5.0	2.662%	0.4
1 Yr - 3 Yrs	144	2,915,243,822.70	39.6	5.1	2.363%	1.8
3 Yrs - 5 Yrs	74	1,215,921,096.02	16.5	5.0	3.590%	3.7

SAN MATEO COUNTY TREASURER'S OFFICE
FIXED INCOME DISTRIBUTION - SETTLED TRADES
SAN MATEO COUNTY POOL

July 31, 2023

Distribution by Moody Rating

Rating	Number	Mkt Value	% Bond Holdings	Average Y T M	Average Coupon	Average Duration
Aaa	252	6,143,977,767.37	83.6	5.0	2.683%	1.5
Aa1	1	1,808,780.25	0.0	5.6	2.101%	0.9
Aa2	8	74,411,794.37	1.0	4.4	3.015%	2.1
Aa3	4	43,344,057.02	0.6	5.1	3.826%	2.8
A1	43	497,365,259.00	6.8	5.4	2.696%	1.6
A2	33	320,456,473.54	4.4	5.3	2.470%	1.9
A3	17	147,537,548.90	2.0	5.3	2.765%	2.2
Not Rated	8	124,410,698.61	1.7	4.4	3.327%	1.5

Distribution by S&P Rating

Rating	Number	Mkt Value	% Bond Holdings	Average Y T M	Average Coupon	Average Duration
AAA	31	628,575,737.37	8.5	3.5	2.206%	0.8
AA+	225	5,536,601,255.31	75.3	5.2	2.732%	1.6
AA	10	126,721,300.28	1.7	5.1	3.117%	2.4
AA-	8	91,107,258.67	1.2	4.7	4.127%	1.3
A+	21	205,896,451.08	2.8	5.1	2.822%	1.0
A	32	366,175,323.76	5.0	5.6	2.269%	1.7
A-	28	274,686,399.62	3.7	5.1	2.735%	2.1
BBB+	9	96,271,180.77	1.3	5.5	2.904%	1.9
Not Rated	2	27,277,472.19	0.4	4.3	3.687%	4.0

** MARKET VALUE ON THE FIXED INCOME DISTRIBUTION REPORT INCLUDES ANY ACCRUED INTEREST THAT A SECURITY HAS EARNED. TOTAL COST DOES NOT REFLECT AMORTIZATIONS OR ACCRETIONS BUT INCLUDES PURCHASED ACCRUED INTEREST. MONTHLY TRANSACTION SUMMARY REPORT IS AVAILABLE UPON REQUEST.

SAN MATEO COUNTY TREASURER'S OFFICE
PORTFOLIO APPRAISAL
SAN MATEO COUNTY POOL
July 31, 2023

Security	Coupon	Mature Date	Call Date One	Call Price One	Unit Quantity	Total Cost	Market Price	Market Value	Accrued Interest	Market Value + Accrued Interest	S&P	Pct Assets
CERTIFICATE OF DEPOSIT												
CANADIAN IMP BK COMM NY	5.50	09-01-23			50,000,000	100.00	50,000,000.00	100.00	50,000,000.00	1,161,111.11	A+	0.68
TORONTO DOMINION BANK NY	5.35	01-31-24			25,000,000	100.00	25,000,000.00	100.00	25,000,000.00	442,118.06	AA-	0.34
MUFG BANK LTD/NY	5.34	03-28-24			25,000,000	100.00	25,000,000.00	100.00	25,000,000.00	430,166.67	A	0.34
TORONTO DOMINION BANK NY	6.03	07-05-24			24,000,000	100.00	24,000,000.00	100.00	24,000,000.00	104,520.00	AA	0.33
					<u>124,000,000</u>		<u>124,000,000.00</u>		<u>124,000,000.00</u>	<u>2,137,915.83</u>		<u>1.70</u>
COMMERCIAL PAPER												
CREDIT AGRICOLE CIB NY	0.00	10-03-23			25,000,000	97.44	24,361,250.00	99.09	24,772,890.00	0.00	A+	0.34
NATIXIS NY BRANCH	5.58	02-14-24			25,000,000	96.30	24,073,875.00	96.93	24,232,750.00	647,125.00	A	0.33
NATIXIS NY BRANCH	0.00	03-07-24			30,000,000	95.90	28,769,325.00	96.69	29,007,225.00	0.00	A	0.40
NATIXIS NY BRANCH	0.00	03-22-24			31,000,000	95.83	29,707,644.44	96.34	29,866,776.40	0.00	A	0.41
					<u>111,000,000</u>		<u>106,912,094.44</u>		<u>107,879,641.40</u>	<u>647,125.00</u>		<u>1.48</u>
LOCAL AGENCY INVESTMENT FUND												
CA ASSET MGMT PROGRAM	4.50	08-01-23			50,000,000	100.00	50,000,000.00	100.00	50,000,000.00	187,500.00	AAA	0.68
CA ASSET MGMT PROGRAM TERM	5.54	12-14-23			12,000,000	100.00	12,000,000.00	100.00	12,000,000.00	422,886.67	AAA	0.16
CA ASSET MGMT PROGRAM TERM	5.54	12-15-23			3,000,000	100.00	3,000,000.00	100.00	3,000,000.00	105,260.00	AAA	0.04
CA ASSET MGMT PROGRAM TERM	5.63	01-12-24			10,000,000	100.00	10,000,000.00	100.00	10,000,000.00	312,777.78	AAA	0.14
CA ASSET MGMT PROGRAM TERM	5.13	01-25-24			50,000,000	100.00	50,000,000.00	100.00	50,000,000.00	1,332,375.00	AAA	0.68
CA ASSET MGMT PROGRAM TERM	5.08	02-23-24			50,000,000	100.00	50,000,000.00	100.00	50,000,000.00	1,114,777.78	AAA	0.68
					<u>175,000,000</u>		<u>175,000,000.00</u>		<u>175,000,000.00</u>	<u>3,475,577.22</u>		<u>2.40</u>
UNITED STATES TREASURY-BILLS												
TREASURY BILL	0.00	08-15-23			15,000,000	98.34	14,751,091.67	99.80	14,969,281.65	0.00	AA+	0.20
UNITED STATES TREASURY-NOTES												
UNITED STATES TREAS NTS	2.75	08-31-23			11,800,000	103.55	12,218,531.25	99.78	11,774,481.91	137,150.55	AA+	0.16
UNITED STATES TREAS NTS	2.75	08-31-23			24,500,000	104.76	25,665,664.06	99.78	24,447,017.52	284,761.74	AA+	0.33
UNITED STATES TREAS NTS	2.87	09-30-23			9,485,000	104.35	9,897,745.70	99.59	9,446,467.19	90,897.92	AA+	0.13
UNITED STATES TREAS NTS	2.87	09-30-23			22,425,000	105.45	23,646,987.30	99.59	22,333,898.44	214,906.25	AA+	0.31
UNITED STATES TREAS NTS	0.12	10-15-23			16,500,000	99.29	16,383,339.84	98.93	16,323,398.52	6,029.71	AA+	0.22
UNITED STATES TREAS NTS	1.62	10-31-23			50,000,000	100.16	50,078,125.00	99.10	49,550,781.00	204,234.97	AA+	0.68
UNITED STATES TREAS NTS	0.25	11-15-23			32,000,000	100.25	32,081,250.00	98.54	31,533,750.08	16,739.13	AA+	0.43
UNITED STATES TREAS NTS	2.87	11-30-23			26,000,000	104.20	27,092,812.50	99.18	25,786,718.88	124,583.33	AA+	0.35
UNITED STATES TREAS NTS	0.50	11-30-23			10,000,000	99.82	9,981,640.63	98.39	9,839,062.50	8,333.33	AA+	0.13
UNITED STATES TREAS NTS	2.62	12-31-23			25,000,000	103.46	25,864,257.81	98.90	24,725,586.00	55,584.02	AA+	0.34
UNITED STATES TREAS NTS	2.50	01-31-24			18,900,000	103.59	19,577,742.19	98.57	18,629,788.97	0.00	AA+	0.26
UNITED STATES TREAS NTS	2.50	01-31-24			43,000,000	104.37	44,879,570.31	98.57	42,385,234.16	0.00	AA+	0.58
UNITED STATES TREAS NTS	2.50	01-31-24			19,000,000	103.36	19,639,023.44	98.57	18,728,359.28	0.00	AA+	0.26
UNITED STATES TREAS NTS	0.12	02-15-24			20,000,000	99.41	19,882,812.50	97.21	19,442,187.60	11,464.09	AA+	0.27
UNITED STATES TREAS NTS	2.37	02-29-24			31,790,000	103.20	32,805,789.84	98.29	31,246,092.81	313,904.65	AA+	0.43
UNITED STATES TREAS NTS	2.12	02-29-24			15,500,000	102.43	15,876,601.56	98.14	15,211,191.44	136,941.24	AA+	0.21
UNITED STATES TREAS NTS	2.12	02-29-24			40,000,000	101.59	40,635,937.50	98.14	39,254,687.60	353,396.74	AA+	0.54
UNITED STATES TREAS NTS	2.12	03-31-24			29,300,000	102.23	29,953,527.34	97.88	28,679,663.92	208,105.64	AA+	0.39
UNITED STATES TREAS NTS	2.25	04-30-24			15,000,000	102.87	15,430,664.06	97.71	14,656,054.65	84,375.00	AA+	0.20
UNITED STATES TREAS NTS	2.25	04-30-24			25,000,000	102.44	25,610,351.56	97.71	24,426,757.75	140,625.00	AA+	0.33
UNITED STATES TREAS NTS	2.25	04-30-24			19,000,000	106.78	20,287,695.31	97.71	18,564,335.89	106,875.00	AA+	0.25
UNITED STATES TREAS NTS	2.00	04-30-24			15,000,000	102.04	15,305,859.38	97.52	14,628,515.70	75,000.00	AA+	0.20
UNITED STATES TREAS NTS	2.50	05-15-24			25,000,000	104.22	26,055,664.06	97.75	24,437,500.00	130,774.46	AA+	0.33
UNITED STATES TREAS NTS	2.00	05-31-24			15,125,000	102.00	15,427,500.00	97.25	14,709,653.28	50,964.67	AA+	0.20
UNITED STATES TREAS NTS	2.00	06-30-24			5,100,000	101.89	5,196,222.66	97.02	4,947,996.08	8,592.39	AA+	0.07
UNITED STATES TREAS NTS	2.00	06-30-24			10,000,000	101.85	10,185,156.25	97.02	9,701,953.10	16,847.83	AA+	0.13

SAN MATEO COUNTY TREASURER'S OFFICE
PORTFOLIO APPRAISAL
SAN MATEO COUNTY POOL
July 31, 2023

Security	Coupon	Mature Date	Call Date One	Call Price One	Quantity	Unit Cost	Total Cost	Market Price	Market Value	Accrued Interest	Market Value + Accrued Interest	S&P	Pct Assets
UNITED STATES TREAS NTS	2.00	06-30-24			25,000,000	101.44	25,360,351.56	97.02	24,254,882.75	42,119.57	24,297,002.32	AA+	0.33
UNITED STATES TREAS NTS	2.00	06-30-24			25,000,000	105.14	26,285,156.25	97.02	24,254,882.75	42,119.57	24,297,002.32	AA+	0.33
UNITED STATES TREAS NTS	2.12	07-31-24			25,000,000	101.98	25,496,093.75	96.88	24,220,703.00	0.00	24,220,703.00	AA+	0.33
UNITED STATES TREAS NTS	3.00	07-31-24			19,400,000	98.25	19,059,742.19	97.71	18,955,164.01	0.00	18,955,164.01	AA+	0.26
UNITED STATES TREAS NTS	1.87	08-31-24			25,000,000	100.86	25,213,867.19	96.35	24,086,914.00	198,118.09	24,285,032.09	AA+	0.33
UNITED STATES TREAS NTS	2.12	09-30-24			15,900,000	102.27	16,260,855.47	96.39	15,326,730.43	112,625.00	15,439,355.43	AA+	0.21
UNITED STATES TREAS NTS	1.50	09-30-24			9,000,000	100.80	9,072,070.31	95.71	8,614,335.96	45,000.00	8,659,335.96	AA+	0.12
UNITED STATES TREAS NTS	1.50	09-30-24			25,000,000	104.75	26,186,523.44	95.71	23,928,711.00	125,000.00	24,053,711.00	AA+	0.33
UNITED STATES TREAS NTS	1.50	10-31-24			33,895,000	99.94	33,875,139.65	95.45	32,351,188.50	127,800.82	32,478,989.32	AA+	0.44
UNITED STATES TREAS NTS	1.50	10-31-24			10,000,000	104.53	10,453,125.00	95.45	9,544,531.20	37,704.92	9,582,236.12	AA+	0.13
UNITED STATES TREAS NTS	1.50	10-31-24			34,500,000	103.57	35,730,410.16	95.45	32,928,632.64	130,081.97	33,058,714.61	AA+	0.45
UNITED STATES TREAS NTS	0.75	11-15-24			15,000,000	99.62	14,943,750.00	94.40	14,159,765.70	23,539.40	14,183,305.10	AA+	0.19
UNITED STATES TREAS NTS	1.00	12-15-24			35,000,000	100.04	35,013,671.88	94.43	33,050,390.80	43,989.07	33,094,379.87	AA+	0.45
UNITED STATES TREAS NTS	1.75	12-31-24			25,000,000	104.49	26,123,046.88	95.29	23,823,242.25	37,056.01	23,860,298.26	AA+	0.33
UNITED STATES TREAS NTS	1.37	01-31-25			25,000,000	103.08	25,770,507.81	94.56	23,639,648.50	0.00	23,639,648.50	AA+	0.32
UNITED STATES TREAS NTS	1.50	02-15-25			29,350,000	95.33	27,979,824.48	94.63	27,773,583.91	203,004.17	27,976,588.08	AA+	0.38
UNITED STATES TREAS NTS	0.50	03-31-25			25,000,000	99.58	24,894,531.25	92.76	23,190,429.75	41,779.89	23,232,209.64	AA+	0.32
UNITED STATES TREAS NTS	0.25	05-31-25			10,125,000	98.45	9,967,587.89	91.78	9,292,456.08	4,264.61	9,296,720.69	AA+	0.13
UNITED STATES TREAS NTS	0.25	05-31-25			11,000,000	98.32	10,815,664.06	91.78	10,095,507.84	4,633.15	10,100,140.99	AA+	0.14
UNITED STATES TREAS NTS	2.75	06-30-25			25,000,000	108.70	27,174,804.69	96.00	24,000,976.50	57,914.40	24,058,890.90	AA+	0.33
UNITED STATES TREAS NTS	0.25	06-30-25			19,000,000	98.18	18,654,140.63	91.54	17,393,164.11	4,001.36	17,397,165.47	AA+	0.24
UNITED STATES TREAS NTS	0.25	06-30-25			10,000,000	98.17	9,817,187.50	91.54	9,154,296.90	2,105.98	9,156,402.88	AA+	0.13
UNITED STATES TREAS NTS	0.25	07-31-25			20,000,000	99.74	19,947,656.25	91.25	18,249,218.80	0.00	18,249,218.80	AA+	0.25
UNITED STATES TREAS NTS	0.25	07-31-25			10,175,000	98.21	9,992,962.89	91.25	9,284,290.06	0.00	9,284,290.06	AA+	0.13
UNITED STATES TREAS NTS	0.25	07-31-25			30,000,000	97.90	29,370,703.13	91.25	27,373,828.20	0.00	27,373,828.20	AA+	0.37
UNITED STATES TREAS NTS	0.25	08-31-25			25,000,000	98.82	24,706,054.69	90.97	22,742,187.50	26,415.75	22,768,603.25	AA+	0.31
UNITED STATES TREAS NTS	0.25	09-30-25			20,000,000	98.20	19,639,843.75	90.78	18,155,468.80	16,666.67	18,172,135.47	AA+	0.25
UNITED STATES TREAS NTS	0.25	10-31-25			11,000,000	99.04	10,893,867.19	90.45	9,949,843.75	6,912.57	9,956,756.32	AA+	0.14
UNITED STATES TREAS NTS	0.25	10-31-25			25,000,000	97.68	24,419,921.88	90.45	22,613,281.25	15,710.38	22,628,991.63	AA+	0.31
UNITED STATES TREAS NTS	0.25	10-31-25			25,000,000	97.84	24,460,937.50	90.45	22,613,281.25	15,710.38	22,628,991.63	AA+	0.31
UNITED STATES TREAS NTS	0.37	11-30-25			48,800,000	98.17	47,907,875.00	90.46	44,146,843.87	30,500.00	44,177,343.87	AA+	0.60
UNITED STATES TREAS NTS	0.37	12-31-25			14,000,000	99.92	13,988,515.63	90.31	12,643,203.16	4,446.72	12,647,649.88	AA+	0.17
UNITED STATES TREAS NTS	0.37	01-31-26			40,500,000	98.99	40,090,253.91	89.98	36,443,671.87	0.00	36,443,671.87	AA+	0.50
UNITED STATES TREAS NTS	0.37	01-31-26			20,000,000	98.05	19,610,937.50	89.98	17,996,875.00	0.00	17,996,875.00	AA+	0.25
UNITED STATES TREAS NTS	1.62	02-15-26			50,000,000	103.85	51,923,828.13	92.77	46,386,719.00	372,582.87	46,759,301.87	AA+	0.64
UNITED STATES TREAS NTS	2.50	02-28-26			46,100,000	108.14	49,854,628.91	94.84	43,722,968.75	479,164.40	44,202,133.15	AA+	0.60
UNITED STATES TREAS NTS	0.50	02-28-26			20,000,000	98.42	19,683,593.75	90.02	18,004,687.60	41,304.35	18,045,991.95	AA+	0.25
UNITED STATES TREAS NTS	0.75	03-31-26			10,200,000	97.21	9,915,515.63	90.52	9,232,593.75	25,569.29	9,258,163.04	AA+	0.13
UNITED STATES TREAS NTS	0.75	03-31-26			11,500,000	91.90	10,567,988.92	90.52	10,409,296.87	28,828.12	10,438,125.00	AA+	0.14
UNITED STATES TREAS NTS	0.75	04-30-26			10,000,000	99.69	9,969,140.63	90.21	9,020,703.10	18,750.00	9,039,453.10	AA+	0.12
UNITED STATES TREAS NTS	0.75	04-30-26			18,000,000	98.03	17,645,625.00	90.21	16,237,265.58	33,750.00	16,271,015.58	AA+	0.22
UNITED STATES TREAS NTS	0.75	04-30-26			25,000,000	92.27	23,067,382.81	90.21	22,551,757.75	46,875.00	22,598,632.75	AA+	0.31
UNITED STATES TREAS NTS	0.75	05-31-26			14,250,000	99.84	14,227,177.73	89.98	12,821,660.08	18,006.11	12,839,666.20	AA+	0.18
UNITED STATES TREAS NTS	0.75	05-31-26			15,000,000	99.83	14,974,804.69	89.98	13,496,484.30	18,953.80	13,515,438.10	AA+	0.18
UNITED STATES TREAS NTS	0.75	05-31-26			20,500,000	100.11	20,522,421.88	89.98	18,445,195.21	25,903.53	18,471,098.74	AA+	0.25
UNITED STATES TREAS NTS	0.87	06-30-26			26,000,000	98.72	25,666,875.00	90.21	23,455,859.44	19,164.40	23,475,023.84	AA+	0.32
UNITED STATES TREAS NTS	0.62	07-31-26			10,000,000	95.80	9,580,078.13	89.24	8,923,828.10	0.00	8,923,828.10	AA+	0.12
UNITED STATES TREAS NTS	0.75	08-31-26			15,975,000	99.36	15,872,036.13	89.34	14,271,416.10	50,638.98	14,322,055.08	AA+	0.20
UNITED STATES TREAS NTS	0.75	08-31-26			17,000,000	97.83	16,630,781.25	89.34	15,187,109.46	53,888.12	15,240,997.58	AA+	0.21
UNITED STATES TREAS NTS	0.75	08-31-26			20,000,000	88.75	17,749,218.75	89.34	17,867,187.60	63,397.79	17,930,585.39	AA+	0.24
UNITED STATES TREAS NTS	1.62	09-30-26			25,000,000	101.72	25,430,664.06	91.68	22,900,898.50	135,416.67	23,056,315.17	AA+	0.31
UNITED STATES TREAS NTS	0.87	09-30-26			10,000,000	99.69	9,968,750.00	89.59	8,958,593.80	29,166.67	8,987,760.47	AA+	0.12
UNITED STATES TREAS NTS	0.87	09-30-26			13,000,000	99.05	12,876,601.56	89.59	11,646,171.94	37,916.67	11,684,088.61	AA+	0.16

SAN MATEO COUNTY TREASURER'S OFFICE
PORTFOLIO APPRAISAL
SAN MATEO COUNTY POOL
July 31, 2023

Security	Coupon	Mature Date	Call Date One	Call Price One	Quantity	Unit Cost	Total Cost	Market Price	Market Value	Accrued Interest	Market Value + Accrued Interest	S&P	Pct Assets
UNITED STATES TREAS NTS	1.12	10-31-26			35,000,000	99.54	34,837,304.69	90.04	31,513,671.70	98,975.41	31,612,647.11	AA+	0.43
UNITED STATES TREAS NTS	1.62	11-30-26			15,000,000	101.82	15,272,460.94	91.34	13,701,562.50	40,625.00	13,742,187.50	AA+	0.19
UNITED STATES TREAS NTS	1.62	11-30-26			4,000,000	94.70	3,788,125.00	91.34	3,653,750.00	10,833.33	3,664,583.33	AA+	0.05
UNITED STATES TREAS NTS	1.25	12-31-26			18,500,000	91.71	16,965,800.78	90.08	16,665,175.73	19,270.83	16,684,446.57	AA+	0.23
UNITED STATES TREAS NTS	1.87	02-28-27			14,760,000	92.47	13,648,387.50	91.73	13,539,417.22	117,618.75	13,657,035.97	AA+	0.19
UNITED STATES TREAS NTS	2.50	03-31-27			11,450,000	95.71	10,958,662.83	93.72	10,731,244.11	95,416.67	10,826,660.78	AA+	0.15
UNITED STATES TREAS NTS	4.12	10-31-27			15,200,000	102.02	15,506,375.00	99.30	15,094,312.58	156,750.00	15,251,062.58	AA+	0.21
UNITED STATES TREAS NTS	2.25	11-15-27			39,400,000	94.54	37,248,390.63	92.05	36,266,468.75	187,150.00	36,453,618.75	AA+	0.50
UNITED STATES TREAS NTS	2.75	02-15-28			25,000,000	97.52	24,379,138.25	93.83	23,457,031.25	317,013.89	23,774,045.14	AA+	0.32
UNITED STATES TREAS NTS	2.75	02-15-28			4,200,000	96.70	4,061,481.39	93.83	3,940,781.25	53,258.33	3,994,039.58	AA+	0.05
UNITED STATES TREAS NTS	1.25	03-31-28			15,000,000	88.19	13,227,868.85	87.47	13,120,312.50	62,500.00	13,182,812.50	AA+	0.18
UNITED STATES TREAS NTS	1.25	04-30-28			13,500,000	87.82	11,855,719.26	87.29	11,784,023.37	42,187.50	11,826,210.87	AA+	0.16
UNITED STATES TREAS NTS	1.25	05-31-28			20,000,000	87.70	17,539,241.80	87.11	17,421,875.00	41,666.67	17,463,541.67	AA+	0.24
					1,949,605,000		1,954,254,123.29		1,836,113,289.28	6,922,851.27	1,843,036,140.55		25.14
FEDERAL AGENCY SECURITIES													
FEDERAL HOME LOAN BANK	3.12	08-01-23			15,000,000	100.00	15,000,000.00	100.00	15,000,000.00	234,375.00	15,234,375.00	AA+	0.21
FEDERAL HOME LOAN BANK DISCOUNT NOTE	0.00	08-01-23			25,000,000	96.90	24,225,750.00	100.00	25,000,000.00	0.00	25,000,000.00	AA+	0.34
FEDERAL FARM CREDIT	0.15	08-10-23			12,000,000	96.88	11,625,912.00	99.85	11,982,416.28	8,550.00	11,990,966.28	AA+	0.16
FEDERAL NATIONAL MORTGAGE ASSOCIATION	0.30	08-10-23			25,000,000	99.83	24,957,250.00	99.88	24,970,563.50	35,625.00	25,006,188.50	AA+	0.34
FEDERAL HOME LOAN BANK DISCOUNT NOTE	0.00	08-11-23			15,000,000	96.84	14,526,000.00	99.86	14,978,892.75	0.00	14,978,892.75	AA+	0.21
FEDERAL HOME LOAN BANK DISCOUNT NOTE	0.00	08-11-23			20,000,000	96.47	19,293,655.60	99.86	19,971,857.00	0.00	19,971,857.00	AA+	0.27
FEDERAL HOME LOAN MORTGAGE CORP DN	0.00	08-14-23			25,000,000	98.36	24,589,250.00	99.82	24,954,277.25	0.00	24,954,277.25	AA+	0.34
FEDERAL HOME LOAN MORTGAGE CORP	0.25	08-24-23			15,000,000	96.91	14,536,500.00	99.68	14,952,283.80	16,354.17	14,968,637.97	AA+	0.20
FEDERAL HOME LOAN BANK	3.50	08-28-23			15,000,000	100.00	15,000,000.00	99.86	14,978,982.15	223,125.00	15,202,107.15	AA+	0.21
FEDERAL HOME LOAN BANK	3.51	08-28-23			10,000,000	99.22	9,921,520.00	99.87	9,987,404.50	149,175.00	10,136,579.50	AA+	0.14
FEDERAL HOME LOAN BANK DISCOUNT NOTE	0.00	09-01-23			20,000,000	99.80	19,960,600.00	99.81	19,961,361.80	0.00	19,961,361.80	AA+	0.27
FEDERAL HOME LOAN BANK	3.62	09-06-23			10,810,000	100.00	10,810,000.00	99.79	10,787,798.21	157,833.51	10,945,631.71	AA+	0.15
FEDERAL HOME LOAN BANK DISCOUNT NOTE	0.00	09-08-23			25,000,000	96.52	24,128,864.50	99.46	24,865,835.25	0.00	24,865,835.25	AA+	0.34
FEDERAL HOME LOAN MORTGAGE CORP	0.25	09-08-23			25,780,000	99.97	25,771,492.60	99.46	25,641,355.42	25,600.97	25,666,956.39	AA+	0.35
FEDERAL HOME LOAN BANK	3.55	09-15-23			10,000,000	100.00	10,000,000.00	99.74	9,973,778.60	134,111.11	10,107,889.71	AA+	0.14
FEDERAL HOME LOAN BANK	3.80	09-27-23	08-27-23	100	25,000,000	100.00	25,000,000.00	99.71	24,927,491.00	327,222.22	25,254,713.22	AA+	0.34
FEDERAL HOME LOAN BANK	3.80	09-27-23	08-27-23	100	25,000,000	100.00	25,000,000.00	99.71	24,927,491.00	327,222.22	25,254,713.22	AA+	0.34
FEDERAL HOME LOAN BANK	4.40	09-27-23			25,000,000	100.00	25,000,000.00	99.80	24,950,968.50	287,222.22	25,238,190.72	AA+	0.34
FEDERAL HOME LOAN BANK DISCOUNT NOTE	0.00	09-27-23			25,000,000	96.24	24,059,111.00	99.20	24,799,023.25	0.00	24,799,023.25	AA+	0.34
FEDERAL HOME LOAN BANK DISCOUNT NOTE	0.00	09-27-23			25,000,000	97.82	24,455,555.56	99.20	24,799,023.25	0.00	24,799,023.25	AA+	0.34
FEDERAL HOME LOAN BANK	4.60	09-28-23			20,000,000	99.96	19,991,200.00	99.83	19,965,670.80	314,333.33	20,280,004.13	AA+	0.27
FEDERAL HOME LOAN BANK DISCOUNT NOTE	0.00	09-28-23			8,269,000	95.85	7,926,204.01	99.18	8,201,363.47	0.00	8,201,363.47	AA+	0.11
FEDERAL HOME LOAN BANK	4.02	09-29-23			25,000,000	100.00	25,000,000.00	99.73	24,933,728.50	340,583.33	25,274,311.83	AA+	0.34
FEDERAL HOME LOAN BANK	4.25	09-29-23			15,000,000	100.00	15,000,000.00	99.77	14,965,641.15	216,041.67	15,181,682.82	AA+	0.20
FEDERAL HOME LOAN MORTGAGE CORP	0.12	10-16-23			19,580,000	99.63	19,506,966.60	98.90	19,363,707.96	7,138.54	19,370,846.51	AA+	0.27
FEDERAL HOME LOAN MORTGAGE CORP	0.12	10-16-23			25,000,000	95.72	23,930,600.00	98.90	24,723,835.50	9,114.58	24,732,950.08	AA+	0.34
FEDERAL HOME LOAN BANK	4.25	10-20-23			4,750,000	100.00	4,750,000.00	99.71	4,736,262.24	6,168.40	4,742,430.64	AA+	0.06
FEDERAL HOME LOAN BANK	4.50	10-26-23			25,000,000	100.00	25,000,000.00	99.74	24,933,821.75	296,875.00	25,230,696.75	AA+	0.34
FEDERAL HOME LOAN BANK	1.50	10-27-23			25,000,000	100.00	25,000,000.00	99.38	24,846,108.25	97,916.67	24,944,024.92	AA+	0.34
FEDERAL HOME LOAN BANK	1.62	10-27-23			25,000,000	100.00	25,000,000.00	99.53	24,882,409.25	103,819.44	24,986,228.69	AA+	0.34
FEDERAL HOME LOAN BANK	4.62	11-01-23			25,000,000	99.93	24,981,750.00	99.74	24,934,975.25	289,062.50	25,224,037.75	AA+	0.34
FEDERAL HOME LOAN BANK	4.00	11-03-23	08-03-23	100	25,000,000	100.00	25,000,000.00	99.82	24,954,574.25	244,444.44	25,199,018.69	AA+	0.34
FEDERAL HOME LOAN MORTGAGE CORP	0.25	11-06-23			15,000,000	99.91	14,986,500.00	98.63	14,794,998.15	8,854.17	14,803,852.32	AA+	0.20
FEDERAL FARM CREDIT BANK	5.05	11-09-23	08-09-23	100	9,796,000	100.00	9,796,000.00	99.82	9,778,790.09	112,681.21	9,891,471.30	AA+	0.13
FEDERAL HOME LOAN BANK	1.75	11-09-23			25,000,000	100.00	25,000,000.00	99.31	24,826,260.00	99,652.78	24,925,912.78	AA+	0.34
FEDERAL NATIONAL MORTGAGE ASSOCIATION	0.25	11-27-23			17,000,000	99.89	16,980,620.00	98.36	16,721,741.62	7,555.56	16,729,297.18	AA+	0.23
FEDERAL NATIONAL MORTGAGE ASSOCIATION	0.25	11-27-23			25,000,000	95.11	23,778,325.00	98.36	24,590,796.50	11,111.11	24,601,907.61	AA+	0.34

SAN MATEO COUNTY TREASURER'S OFFICE
PORTFOLIO APPRAISAL
SAN MATEO COUNTY POOL
July 31, 2023

Security	Coupon	Mature Date	Call Date One	Call Price One	Quantity	Unit Cost	Total Cost	Market Price	Market Value	Accrued Interest	Market Value + Accrued Interest	S&P	Pct Assets
FEDERAL HOME LOAN BANK	5.05	11-28-23	08-28-23	100	25,000,000	100.00	25,000,000.00	99.81	24,952,875.00	220,937.50	25,173,812.50	AA+	0.34
FEDERAL HOME LOAN BANK	4.87	12-07-23			22,795,000	100.07	22,811,412.40	99.75	22,737,153.36	166,688.44	22,903,841.79	AA+	0.31
FEDERAL HOME LOAN BANK	5.00	12-15-23			25,000,000	100.00	25,000,000.00	99.78	24,945,130.75	159,722.22	25,104,852.97	AA+	0.34
FEDERAL NATIONAL MORTGAGE ASSOCIATION	5.00	12-20-23	09-20-23	100	25,000,000	100.00	25,000,000.00	99.72	24,929,475.50	142,361.11	25,071,836.61	AA+	0.34
FEDERAL HOME LOAN BANK	0.25	12-28-23	09-28-23	100	7,450,000	96.49	7,188,207.00	97.83	7,288,308.70	1,707.29	7,290,015.99	AA+	0.10
FEDERAL HOME LOAN BANK	3.00	12-29-23	09-29-23	100	5,355,000	99.70	5,338,935.00	98.91	5,296,842.34	14,280.00	5,311,122.34	AA+	0.07
FEDERAL HOME LOAN BANK	3.00	12-29-23	09-29-23	100	8,250,000	99.78	8,232,015.00	98.91	8,160,401.37	22,000.00	8,182,401.37	AA+	0.11
FEDERAL HOME LOAN BANK-DISCOUNT NOTE	0.00	01-04-24			25,000,000	96.62	24,154,375.00	97.81	24,451,777.25	0.00	24,451,777.25	AA+	0.33
FEDERAL HOME LOAN BANK-DISCOUNT NOTE	0.00	01-04-24			25,000,000	96.62	24,154,368.06	97.81	24,451,777.25	0.00	24,451,777.25	AA+	0.33
FEDERAL HOME LOAN BANK DISCOUNT NOTE	0.00	01-16-24			25,000,000	96.48	24,119,385.42	97.64	24,410,107.50	0.00	24,410,107.50	AA+	0.33
FEDERAL HOME LOAN BANK	5.00	01-26-24	10-26-23	100	25,000,000	100.00	25,000,000.00	99.60	24,900,036.00	17,361.11	24,917,397.11	AA+	0.34
FEDERAL HOME LOAN BANK	3.87	01-29-24	10-29-23	100	25,000,000	100.00	25,000,000.00	99.22	24,805,403.00	5,381.94	24,810,784.94	AA+	0.34
FEDERAL HOME LOAN BANK	4.92	02-01-24			25,000,000	100.00	25,000,000.00	99.74	24,935,886.00	615,000.00	25,550,886.00	AA+	0.34
FEDERAL HOME LOAN BANK - DISCOUNT NOTE	0.00	02-01-24			25,000,000	96.32	24,080,895.83	97.42	24,355,841.25	0.00	24,355,841.25	AA+	0.33
FEDERAL HOME LOAN BANK-DISCOUNT NOTE	0.00	02-02-24			25,000,000	96.41	24,101,375.00	97.41	24,352,386.25	0.00	24,352,386.25	AA+	0.33
FEDERAL HOME LOAN BANK	4.78	02-07-24			10,000,000	101.01	10,100,848.89	99.66	9,966,419.90	231,033.33	10,197,453.23	AA+	0.14
FEDERAL FARM CREDIT BANK	5.04	02-23-24	08-23-23	100	15,239,000	100.00	15,239,000.00	99.54	15,168,318.47	337,086.68	15,505,405.15	AA+	0.21
FEDERAL HOME LOAN BANK	2.66	02-23-24			25,000,000	100.00	25,000,000.00	98.48	24,620,006.00	291,861.11	24,911,867.11	AA+	0.34
FEDERAL HOME LOAN BANK	4.75	03-08-24			4,000,000	100.03	4,001,240.00	99.64	3,985,486.40	75,472.22	4,060,958.62	AA+	0.05
FEDERAL HOME LOAN BANK	4.75	03-08-24			25,000,000	100.08	25,019,700.00	99.64	24,909,290.00	471,701.39	25,380,991.39	AA+	0.34
FEDERAL HOME LOAN BANK	4.75	03-08-24			4,470,000	99.94	4,467,228.60	99.64	4,453,781.05	84,340.21	4,538,121.26	AA+	0.06
FEDERAL HOME LOAN BANK	4.75	03-08-24			19,000,000	99.91	18,982,074.07	99.64	18,931,060.40	358,493.06	19,289,553.46	AA+	0.26
FEDERAL HOME LOAN BANK	4.00	03-28-24			3,250,000	99.55	3,235,375.00	98.97	3,216,633.45	44,416.67	3,261,050.12	AA+	0.04
FEDERAL HOME LOAN BANK	5.50	04-01-24	09-08-23	100	5,100,000	100.00	5,100,000.00	99.69	5,084,009.15	111,420.83	5,195,429.99	AA+	0.07
FEDERAL HOME LOAN BANK	5.34	04-23-24	09-28-23	100	10,000,000	100.10	10,010,450.00	99.55	9,955,271.20	182,450.00	10,137,721.20	AA+	0.14
FEDERAL HOME LOAN BANK	2.72	04-29-24	10-29-23	100	25,000,000	100.00	25,000,000.00	97.79	24,447,904.50	173,777.78	24,621,682.28	AA+	0.33
FEDERAL HOME LOAN BANK	3.50	04-29-24	10-29-23	100	25,000,000	100.00	25,000,000.00	98.64	24,659,832.50	4,861.11	24,664,693.61	AA+	0.34
FEDERAL HOME LOAN BANK	4.62	05-08-24			10,000,000	99.97	9,997,300.00	99.25	9,925,466.50	106,631.94	10,032,098.44	AA+	0.14
FEDERAL HOME LOAN BANK	4.62	05-08-24			12,500,000	99.89	12,485,875.00	99.25	12,406,833.12	133,289.93	12,540,123.06	AA+	0.17
FEDERAL HOME LOAN BANK	4.75	05-17-24			25,000,000	99.97	24,992,250.00	99.36	24,841,105.00	244,097.22	25,085,202.22	AA+	0.34
FEDERAL HOME LOAN BANK	5.12	05-22-24	08-22-23	100	25,000,000	100.00	25,000,000.00	99.36	24,840,643.50	245,333.33	25,085,976.83	AA+	0.34
FEDERAL HOME LOAN BANK	4.87	05-22-24			4,350,000	99.87	4,344,459.19	99.44	4,325,754.49	40,645.31	4,366,399.80	AA+	0.06
FEDERAL HOME LOAN BANK	4.72	06-07-24			15,000,000	100.00	15,000,000.00	99.32	14,897,416.80	106,200.00	15,003,616.80	AA+	0.20
FEDERAL HOME LOAN BANK	2.87	06-14-24			5,000,000	104.25	5,212,300.00	97.82	4,890,793.70	18,767.36	4,909,561.06	AA+	0.07
FEDERAL HOME LOAN BANK	2.81	06-14-24			25,000,000	100.00	25,000,000.00	97.43	24,356,546.25	91,715.28	24,448,261.53	AA+	0.33
FEDERAL HOME LOAN BANK	4.50	06-14-24			25,000,000	99.61	24,902,250.00	99.09	24,771,361.75	146,875.00	24,918,236.75	AA+	0.34
FEDERAL HOME LOAN BANK	4.87	06-14-24			10,000,000	100.06	10,006,156.82	99.59	9,958,785.40	63,645.83	10,022,431.23	AA+	0.14
FEDERAL HOME LOAN BANK	4.87	06-14-24			20,000,000	100.37	20,074,200.00	99.59	19,917,570.80	127,291.67	20,044,862.47	AA+	0.27
FEDERAL HOME LOAN MORTGAGE CORP	5.25	06-20-24	09-20-23	100	25,000,000	100.00	25,000,000.00	99.44	24,860,277.25	149,479.17	25,009,756.42	AA+	0.34
FEDERAL HOME LOAN BANK	5.25	06-21-24	09-21-23	100	25,000,000	100.00	25,000,000.00	99.44	24,858,881.25	145,833.33	25,004,714.58	AA+	0.34
FEDERAL HOME LOAN BANK	4.55	06-26-24			25,000,000	100.00	25,000,000.00	99.11	24,778,506.50	110,590.28	24,889,096.78	AA+	0.34
FEDERAL HOME LOAN BANK	2.75	06-28-24			14,165,000	96.77	13,706,782.96	97.66	13,833,221.42	35,707.60	13,868,929.02	AA+	0.19
FEDERAL FARM CREDIT BANK	5.37	07-03-24			6,000,000	100.00	6,000,000.00	99.88	5,992,555.86	25,083.33	6,017,639.19	AA+	0.08
FEDERAL HOME LOAN BANK	4.55	07-19-24			25,000,000	100.00	25,000,000.00	99.08	24,770,936.25	37,916.67	24,808,852.92	AA+	0.34
FEDERAL HOME LOAN BANK	4.60	07-19-24			25,000,000	100.00	25,000,000.00	99.21	24,803,567.75	38,333.33	24,841,901.08	AA+	0.34
FEDERAL HOME LOAN BANK	4.67	07-22-24			25,000,000	100.00	25,000,000.00	99.18	24,795,712.00	29,187.50	24,824,899.50	AA+	0.34
FEDERAL HOME LOAN BANK	4.50	07-24-24			25,000,000	100.00	25,000,000.00	99.17	24,793,457.25	21,875.00	24,815,332.25	AA+	0.34
FEDERAL HOME LOAN BANK	4.45	08-15-24			25,000,000	100.00	25,000,000.00	99.07	24,767,188.75	512,986.11	25,280,174.86	AA+	0.34
FEDERAL HOME LOAN BANK	2.87	09-13-24			4,000,000	109.63	4,385,200.00	97.25	3,890,185.08	44,083.33	3,934,268.41	AA+	0.05
FEDERAL HOME LOAN BANK	4.87	09-13-24			15,000,000	100.34	15,051,150.00	99.48	14,921,675.40	280,312.50	15,201,987.90	AA+	0.20
FEDERAL HOME LOAN BANK	4.87	09-13-24			25,000,000	99.70	24,924,300.00	99.48	24,869,459.00	467,187.50	25,336,646.50	AA+	0.34
FEDERAL HOME LOAN BANK	4.87	09-13-24			25,000,000	100.76	25,189,375.00	99.48	24,869,459.00	467,187.50	25,336,646.50	AA+	0.34
FEDERAL HOME LOAN BANK	0.42	09-17-24	09-17-23	100	33,000,000	94.22	31,092,050.00	94.32	31,125,387.15	51,590.00	31,176,977.15	AA+	0.43

SAN MATEO COUNTY TREASURER'S OFFICE
PORTFOLIO APPRAISAL
SAN MATEO COUNTY POOL
July 31, 2023

Security	Coupon	Mature Date	Call Date One	Call Price One	Quantity	Unit Cost	Total Cost	Market Price	Market Value	Accrued Interest	Market Value + Accrued Interest	S&P	Pct Assets
FEDERAL NATIONAL MORTGAGE ASSOCIATION	5.25	09-23-24	09-23-23	100	25,000,000	100.00	25,000,000.00	99.25	24,812,986.75	138,541.67	24,951,528.42	AA+	0.34
FEDERAL HOME LOAN BANK	5.18	09-24-24			25,000,000	100.00	25,000,000.00	99.96	24,989,855.50	456,847.22	25,446,702.72	AA+	0.34
FEDERAL NATIONAL MORTGAGE ASSOCIATION	1.62	10-15-24			15,900,000	99.83	15,872,811.00	95.69	15,215,230.25	76,077.08	15,291,307.33	AA+	0.21
FEDERAL NATIONAL MORTGAGE ASSOCIATION	1.62	10-15-24			12,300,000	103.37	12,714,141.00	95.69	11,770,272.46	58,852.08	11,829,124.54	AA+	0.16
FEDERAL HOME LOAN BANK	5.05	10-21-24	10-21-23	100	25,000,000	100.00	25,000,000.00	99.01	24,752,613.00	350,694.44	25,103,307.44	AA+	0.34
FEDERAL HOME LOAN BANK	5.50	10-25-24	10-25-23	100	25,000,000	100.00	25,000,000.00	99.32	24,829,643.75	366,666.67	25,196,310.42	AA+	0.34
FEDERAL HOME LOAN MORTGAGE CORP	4.65	11-15-24	11-15-23	100	25,000,000	99.95	24,987,500.00	99.41	24,852,028.50	245,416.67	25,097,445.17	AA+	0.34
FEDERAL NATIONAL MORTGAGE ASSOCIATION	5.25	11-22-24	11-22-23	100	25,000,000	100.00	25,000,000.00	99.15	24,787,731.00	251,562.50	25,039,293.50	AA+	0.34
FEDERAL HOME LOAN MORTGAGE CORP	5.10	11-29-24	11-29-23	100	25,000,000	100.00	25,000,000.00	99.17	24,793,068.75	219,583.33	25,012,652.08	AA+	0.34
FEDERAL FARM CREDIT BANK	4.62	12-05-24			10,000,000	99.93	9,992,630.00	98.98	9,897,515.00	71,944.44	9,969,459.44	AA+	0.14
FEDERAL FARM CREDIT BANK	4.62	12-05-24			10,000,000	100.29	10,028,600.00	98.98	9,897,515.00	71,944.44	9,969,459.44	AA+	0.14
FEDERAL HOME LOAN BANK	0.62	12-09-24	08-09-23	100	14,420,000	93.60	13,497,696.80	93.58	13,493,526.97	12,913.91	13,506,440.88	AA+	0.18
FEDERAL NATIONAL MORTGAGE ASSOCIATION	1.62	01-07-25			34,900,000	99.68	34,788,669.00	95.12	33,195,278.79	37,808.33	33,233,087.12	AA+	0.45
FEDERAL HOME LOAN MORTGAGE CORP	5.20	01-10-25	10-10-23	100	25,000,000	100.00	25,000,000.00	99.05	24,762,758.75	75,833.33	24,838,592.08	AA+	0.34
FEDERAL HOME LOAN BANK	4.82	01-15-25			25,000,000	100.00	25,000,000.00	98.41	24,602,857.75	53,555.56	24,656,413.31	AA+	0.34
FEDERAL HOME LOAN BANK	5.12	01-24-25	10-24-23	100	25,000,000	100.00	25,000,000.00	98.95	24,737,666.50	345,225.69	25,082,892.19	AA+	0.34
FEDERAL HOME LOAN BANK	4.90	01-30-25	01-30-24	100	25,000,000	100.00	25,000,000.00	98.75	24,687,893.00	0.00	24,687,893.00	AA+	0.34
FEDERAL HOME LOAN BANK	4.31	02-10-25			25,000,000	100.00	25,000,000.00	98.95	24,738,630.00	511,812.50	25,250,442.50	AA+	0.34
FEDERAL HOME LOAN MORTGAGE CORP	1.50	02-12-25			41,535,000	99.92	41,503,018.05	94.71	39,337,696.74	292,475.62	39,630,172.36	AA+	0.54
FEDERAL FARM CREDIT BANK	1.75	02-14-25			17,305,000	99.73	17,258,795.65	95.17	16,468,791.25	140,482.95	16,609,274.20	AA+	0.23
FEDERAL FARM CREDIT BANK	1.75	02-14-25			6,809,000	96.02	6,537,744.57	95.17	6,479,976.86	55,275.84	6,535,252.70	AA+	0.09
FEDERAL FARM CREDIT BANK	4.00	03-10-25			25,000,000	99.97	24,991,500.00	98.30	24,573,944.00	391,666.67	24,965,610.67	AA+	0.34
FEDERAL HOME LOAN BANK	2.37	03-14-25			18,800,000	106.96	20,109,420.00	95.68	17,987,554.99	169,918.06	18,157,473.05	AA+	0.25
FEDERAL HOME LOAN BANK	4.62	03-14-25			20,000,000	101.94	20,388,502.78	99.23	19,845,849.80	352,013.89	20,197,863.69	AA+	0.27
FEDERAL FARM CREDIT BANK	4.00	03-28-25			25,000,000	99.57	24,893,650.00	98.02	24,505,472.25	341,666.67	24,847,138.92	AA+	0.34
FEDERAL NATIONAL MORTGAGE ASSOCIATION	0.62	04-22-25			25,000,000	101.13	25,283,250.00	92.72	23,179,378.25	42,968.75	23,222,347.00	AA+	0.32
FEDERAL FARM CREDIT BANK	4.00	05-09-25			10,000,000	99.98	9,998,000.00	98.15	9,814,618.40	91,111.11	9,905,729.51	AA+	0.13
FEDERAL HOME LOAN MORTGAGE CORP	5.25	05-16-25	08-16-23	100	26,709,000	100.00	26,709,000.00	99.03	26,448,769.94	292,129.69	26,740,899.63	AA+	0.36
FEDERAL FARM CREDIT BANK	4.25	06-13-25			25,000,000	100.00	25,000,000.00	98.58	24,644,715.00	141,666.67	24,786,381.67	AA+	0.34
FEDERAL HOME LOAN BANK	5.12	06-13-25			5,000,000	100.33	5,016,312.50	100.13	5,006,693.05	34,166.67	5,040,859.72	AA+	0.07
FEDERAL NATIONAL MORTGAGE ASSOCIATION	0.50	06-17-25			24,800,000	99.79	24,748,664.00	92.02	22,820,848.90	15,155.56	22,836,004.45	AA+	0.31
FEDERAL NATIONAL MORTGAGE ASSOCIATION	0.50	06-17-25			18,400,000	100.50	18,492,920.00	92.02	16,931,597.57	11,244.44	16,942,842.01	AA+	0.23
FEDERAL NATIONAL MORTGAGE ASSOCIATION	0.50	06-17-25			5,000,000	92.74	4,637,100.00	92.02	4,600,977.60	3,055.56	4,604,033.16	AA+	0.06
FEDERAL NATIONAL MORTGAGE ASSOCIATION	0.50	06-17-25			5,000,000	92.60	4,630,100.00	92.02	4,600,977.60	3,055.56	4,604,033.16	AA+	0.06
FEDERAL NATIONAL MORTGAGE ASSOCIATION	0.50	06-17-25			25,000,000	92.64	23,160,375.00	92.02	23,004,888.00	15,277.78	23,020,165.78	AA+	0.31
FEDERAL FARM CREDIT BANK	4.62	06-20-25			11,000,000	99.92	10,990,651.99	99.35	10,928,495.82	57,940.97	10,986,436.79	AA+	0.15
FEDERAL HOME LOAN BANK	3.30	06-30-25	06-30-24	100	7,000,000	99.85	6,989,500.00	96.70	6,769,306.32	19,250.00	6,788,556.32	AA+	0.09
FEDERAL HOME LOAN MORTGAGE CORP	0.37	07-21-25			15,135,000	99.50	15,059,627.70	91.53	13,852,575.58	1,576.56	13,854,152.14	AA+	0.19
FEDERAL HOME LOAN MORTGAGE CORP	0.37	07-21-25			5,000,000	99.62	4,981,100.00	91.53	4,576,338.15	520.83	4,576,858.98	AA+	0.06
FEDERAL HOME LOAN MORTGAGE CORP	0.37	07-21-25			10,000,000	99.52	9,951,600.00	91.53	9,152,676.30	1,041.67	9,153,717.97	AA+	0.13
FEDERAL FARM CREDIT BANK	4.25	07-24-25			20,000,000	99.93	19,986,200.00	98.71	19,741,114.60	16,527.78	19,757,642.38	AA+	0.27
FEDERAL FARM CREDIT BANK	4.25	07-24-25			25,000,000	99.94	24,985,250.00	98.71	24,676,393.25	20,659.72	24,697,052.97	AA+	0.34
FEDERAL NATIONAL MORTGAGE ASSOCIATION	0.37	08-25-25			47,475,000	99.53	47,252,817.00	91.11	43,253,488.82	77,146.87	43,330,635.69	AA+	0.59
FEDERAL NATIONAL MORTGAGE ASSOCIATION	0.37	08-25-25			7,000,000	91.95	6,436,701.25	91.11	6,377,554.96	11,375.00	6,388,929.96	AA+	0.09
FEDERAL HOME LOAN BANK	4.00	08-28-25	08-28-23	100	25,000,000	99.48	24,870,341.67	97.69	24,423,638.00	425,000.00	24,848,638.00	AA+	0.33
FEDERAL HOME LOAN BANK	0.37	09-04-25			5,140,000	99.70	5,124,580.00	91.18	4,686,560.71	7,870.62	4,694,431.34	AA+	0.06
FEDERAL HOME LOAN MORTGAGE CORP	5.12	09-19-25	09-19-23	100	25,000,000	100.00	25,000,000.00	99.68	24,919,906.00	469,791.67	25,389,697.67	AA+	0.34
FEDERAL HOME LOAN MORTGAGE CORP	0.37	09-23-25			46,035,000	99.70	45,896,434.65	90.95	41,870,546.38	62,339.06	41,932,885.45	AA+	0.57
FEDERAL HOME LOAN MORTGAGE CORP	0.37	09-23-25			10,200,000	99.70	10,169,400.00	90.95	9,277,279.75	13,812.50	9,291,092.25	AA+	0.13
FEDERAL HOME LOAN MORTGAGE CORP	0.37	09-23-25			25,000,000	99.71	24,927,500.00	90.95	22,738,430.75	33,854.17	22,772,284.92	AA+	0.31
FEDERAL HOME LOAN MORTGAGE CORP	0.60	10-20-25			25,000,000	90.00	22,500,525.00	91.02	22,755,650.00	42,083.33	22,797,733.33	AA+	0.31
FEDERAL NATIONAL MORTGAGE ASSOCIATION	0.50	11-07-25			18,015,000	99.64	17,950,506.30	90.74	16,347,686.53	21,017.50	16,368,704.03	AA+	0.22
FEDERAL HOME LOAN MORTGAGE CORP	5.50	12-16-25	09-16-23	100	13,827,000	100.24	13,860,724.05	99.83	13,803,644.26	95,060.62	13,898,704.89	AA+	0.19

SAN MATEO COUNTY TREASURER'S OFFICE
PORTFOLIO APPRAISAL
SAN MATEO COUNTY POOL
July 31, 2023

Security	Coupon	Mature Date	Call Date One	Call Price One	Quantity	Unit Cost	Total Cost	Market Price	Market Value	Accrued Interest	Market Value		Pct Assets	
											+	S&P		
											Accrued Interest			
FEDERAL HOME LOAN BANK	5.50	01-27-26	08-27-23	100	25,000,000	100.00	25,000,000.00	99.28	24,820,779.75	15,277.78		24,836,057.53	AA+	0.34
FEDERAL HOME LOAN BANK	5.20	01-27-26	10-27-23	100	16,950,000	100.00	16,950,000.00	99.00	16,779,853.53	9,793.33		16,789,646.86	AA+	0.23
FEDERAL HOME LOAN BANK	0.68	02-24-26	08-24-23	100	10,000,000	91.14	9,113,755.56	90.00	8,999,938.50	29,655.56		9,029,594.06	AA+	0.12
FEDERAL FARM CREDIT BANK	4.50	03-02-26			25,000,000	101.44	25,359,500.00	99.61	24,902,201.25	465,625.00		25,367,826.25	AA+	0.34
FEDERAL FARM CREDIT BANK	3.87	03-30-26			25,000,000	99.38	24,845,000.00	97.73	24,432,269.00	322,916.67		24,755,185.67	AA+	0.33
FEDERAL FARM CREDIT BANK	5.50	05-14-26	11-14-23	100	25,000,000	100.00	25,000,000.00	99.21	24,802,001.25	294,097.22		25,096,098.47	AA+	0.34
FEDERAL FARM CREDIT BANK	4.00	05-26-26			6,195,000	99.86	6,186,332.10	98.33	6,091,681.28	44,741.67		6,136,422.94	AA+	0.08
FEDERAL HOME LOAN BANK	4.00	06-12-26			6,320,000	99.83	6,309,104.50	97.82	6,182,486.03	34,408.89		6,216,894.92	AA+	0.08
FEDERAL FARM CREDIT BANK	4.25	06-15-26			24,700,000	99.97	24,693,112.48	98.89	24,426,823.19	134,134.72		24,560,957.91	AA+	0.33
FEDERAL HOME LOAN MORTGAGE CORP	5.00	06-18-26	06-20-24	100	25,000,000	100.00	25,000,000.00	98.81	24,701,428.75	142,361.11		24,843,789.86	AA+	0.34
FEDERAL HOME LOAN MORTGAGE CORP	4.65	07-30-26	07-30-24	100	25,000,000	100.00	25,000,000.00	98.37	24,592,252.00	0.00		24,592,252.00	AA+	0.34
FEDERAL HOME LOAN MORTGAGE CORP	5.10	09-14-26	09-14-23	100	25,000,000	100.00	25,000,000.00	99.67	24,917,655.00	485,208.33		25,402,863.33	AA+	0.34
FEDERAL FARM CREDIT BANK	5.18	10-13-26	08-13-23	100	28,000,000	100.00	28,000,000.00	98.85	27,678,313.04	435,120.00		28,113,433.04	AA+	0.38
FEDERAL HOME LOAN BANK	1.25	10-26-26	10-26-23	100	25,000,000	91.35	22,836,500.00	89.93	22,481,659.50	82,465.28		22,564,124.78	AA+	0.31
FEDERAL HOME LOAN MORTGAGE CORP	0.80	10-27-26	10-27-23	100	12,650,000	86.91	10,994,115.00	88.33	11,174,138.29	26,424.44		11,200,562.73	AA+	0.15
FEDERAL HOME LOAN MORTGAGE CORP	0.80	10-27-26	10-27-23	100	5,000,000	87.68	4,383,950.00	88.33	4,416,655.45	10,444.44		4,427,099.89	AA+	0.06
FEDERAL HOME LOAN MORTGAGE CORP	0.80	10-27-26	10-27-23	100	20,000,000	89.00	17,800,400.00	88.33	17,666,621.80	41,777.78		17,708,399.58	AA+	0.24
FEDERAL HOME LOAN MORTGAGE CORP	0.80	10-28-26			22,767,000	88.78	20,212,770.27	88.41	20,128,461.34	47,051.80		20,175,513.14	AA+	0.28
FEDERAL HOME LOAN MORTGAGE CORP	0.63	12-14-26	12-14-23	100	10,000,000	88.13	8,812,600.00	87.75	8,774,934.30	8,290.28		8,783,224.58	AA+	0.12
FEDERAL NATIONAL MORTGAGE ASSOCIATION	0.87	12-18-26	09-18-23	100	8,700,000	88.40	7,690,808.70	88.13	7,667,667.48	9,092.71		7,676,760.19	AA+	0.10
FEDERAL HOME LOAN BANK	5.45	12-21-26	10-21-23	100	3,890,000	100.00	3,890,000.00	99.09	3,854,435.56	58,890.28		3,913,325.84	AA+	0.05
FEDERAL FARM CREDIT BANK	0.70	01-27-27	08-10-23	100	10,000,000	88.81	8,881,200.00	87.09	8,709,246.00	777.78		8,710,023.78	AA+	0.12
FEDERAL HOME LOAN MORTGAGE CORP	5.00	06-28-27	06-28-24	100	25,000,000	100.00	25,000,000.00	98.05	24,513,311.50	114,583.33		24,627,894.83	AA+	0.34
FEDERAL HOME LOAN MORTGAGE CORP	4.75	07-12-27	07-12-24	100	25,000,000	100.00	25,000,000.00	97.76	24,439,194.25	62,673.61		24,501,867.86	AA+	0.33
FEDERAL HOME LOAN MORTGAGE CORP	5.12	11-22-27	11-22-24	100	50,000,000	100.00	50,000,000.00	98.66	49,331,974.00	491,145.83		49,823,119.83	AA+	0.68
FEDERAL HOME LOAN BANK	5.40	12-15-27	12-15-23	100	25,000,000	100.00	25,000,000.00	98.56	24,639,382.00	172,500.00		24,811,882.00	AA+	0.34
FEDERAL HOME LOAN BANK	4.55	12-27-27	12-27-24	100	25,000,000	100.00	25,000,000.00	97.50	24,373,785.75	107,430.56		24,481,216.31	AA+	0.33
FEDERAL HOME LOAN BANK	5.00	12-27-27	06-27-24	100	25,000,000	100.00	25,000,000.00	97.95	24,488,655.00	118,055.56		24,606,710.56	AA+	0.34
FEDERAL HOME LOAN MORTGAGE CORP	5.05	12-27-27	09-27-23	100	25,000,000	100.00	25,000,000.00	99.56	24,890,669.75	119,236.11		25,009,905.86	AA+	0.34
FEDERAL HOME LOAN MORTGAGE CORP	5.35	01-06-28	10-06-23	100	25,000,000	100.00	25,000,000.00	98.50	24,624,691.75	92,881.94		24,717,573.69	AA+	0.34
FEDERAL HOME LOAN BANK	5.35	01-12-28	01-12-24	100	25,000,000	100.00	25,000,000.00	98.50	24,626,023.50	70,590.28		24,696,613.78	AA+	0.34
FEDERAL FARM CREDIT BANK	5.14	01-18-28	01-18-24	100	25,000,000	100.00	25,000,000.00	98.16	24,540,074.75	40,462.78		24,586,477.53	AA+	0.34
FEDERAL HOME LOAN MORTGAGE CORP	5.00	02-07-28	02-07-24	100	25,000,000	100.00	25,000,000.00	98.11	24,526,655.75	604,166.67		25,130,822.42	AA+	0.34
FEDERAL HOME LOAN MORTGAGE CORP	5.02	02-16-28	02-16-24	100	10,000,000	100.00	10,000,000.00	98.14	9,814,095.10	230,083.33		10,044,178.43	AA+	0.13
FEDERAL HOME LOAN MORTGAGE CORP	5.02	02-16-28	02-16-24	100	25,000,000	100.00	25,000,000.00	98.14	24,535,237.75	575,208.33		25,110,446.08	AA+	0.34
FEDERAL HOME LOAN BANK	6.00	03-16-28	09-16-23	100	9,273,319	100.00	9,273,318.87	99.30	9,208,177.98	208,649.67		9,416,827.65	AA+	0.13
FEDERAL HOME LOAN BANK	5.70	03-27-28	06-27-24	100	25,000,000	100.00	25,000,000.00	99.24	24,809,185.00	490,833.33		25,300,018.33	AA+	0.34
FEDERAL HOME LONA BANK	6.05	04-03-28	08-03-23	100	25,000,000	100.00	25,000,000.00	99.18	24,795,637.75	495,763.89		25,291,401.64	AA+	0.34
FEDERAL HOME LOAN BANK	5.00	04-12-28	07-12-24	100	25,000,000	100.00	25,000,000.00	97.79	24,448,480.00	378,472.22		24,826,952.22	AA+	0.33
FEDERAL HOME LOAN MORTGAGE CORP	5.10	04-17-28	04-17-24	100	25,000,000	100.00	25,000,000.00	97.77	24,443,516.50	368,333.33		24,811,849.83	AA+	0.33
FEDEAL HOME LOAN MORTGAGE CORP	5.12	04-24-28	01-24-24	100	25,000,000	100.00	25,000,000.00	97.80	24,449,598.00	345,225.69		24,794,823.69	AA+	0.33
FEDERAL HOME LOAN MORTGAGE CORP	5.10	04-24-28	04-24-24	100	25,000,000	100.00	25,000,000.00	97.77	24,443,588.75	343,541.67		24,787,130.42	AA+	0.33
FEDERAL HOME LOAN MORTGAGE CORP	5.35	04-28-28	10-28-23	100	25,000,000	100.00	25,000,000.00	98.21	24,551,889.25	0.00		24,551,889.25	AA+	0.34
FEDERAL FARM CREDIT BANK	5.00	06-30-28	06-30-25	100	25,000,000	100.00	25,000,000.00	98.17	24,541,301.25	104,166.67		24,645,467.92	AA+	0.34
FEDERAL HOME LOAN BANK	4.00	06-30-28			10,000,000	99.73	9,973,400.00	98.73	9,872,899.90	33,333.33		9,906,233.23	AA+	0.14
					3,719,059,319		3,685,569,888.55		3,636,330,285.61	26,953,282.66		3,663,283,568.27		49.79
US INSTRUMENTALITIES														
INTERNATIONAL FINANCE CORP DISCOUNT NOTE	0.00	08-28-23			25,000,000	98.21	24,553,583.33	99.62	24,905,130.75	0.00		24,905,130.75	AAA	0.34
INTERNATIONAL BANK RECON & DEVELOP	2.32	09-27-23			10,956,000	99.56	10,907,355.36	99.61	10,913,817.87	1,232,769.12		12,146,586.99	AAA	0.15
INTERNATIONAL BANK RECON & DEVELOP	0.25	11-24-23			17,625,000	99.78	17,587,106.25	98.37	17,338,057.95	8,200.52		17,346,258.47	AAA	0.24
INTER-AMERICAN DEVELOPMENT BANK	2.62	01-16-24			20,290,000	98.42	29,810,266.98	98.65	29,879,925.50	33,129.69		29,913,055.19	AAA	0.41
INTER-AMERICAN DEVELOPMENT BANK	3.00	02-21-24			25,000,000	99.00	24,751,000.00	98.57	24,641,275.75	333,333.33		24,974,609.08	AAA	0.34

SAN MATEO COUNTY TREASURER'S OFFICE
PORTFOLIO APPRAISAL
SAN MATEO COUNTY POOL
July 31, 2023

Security	Coupon	Mature Date	Call Date One	Call Price One	Quantity	Unit Cost	Total Cost	Market Price	Market Value	Accrued Interest	Market Value + Accrued Interest	S&P	Pct Assets
INTER-AMERICAN DEVELOPMENT BANK	3.00	02-21-24			21,172,000	99.48	21,061,976.17	98.57	20,868,203.61	282,293.33	21,150,496.94	AAA	0.29
INTER-AMERICAN DEVELOPMENT BANK	3.00	02-21-24			10,000,000	99.42	9,941,966.67	98.57	9,856,510.30	133,333.33	9,989,843.63	AAA	0.13
INTERNATIONAL BANK RECON & DEVELOP	2.50	03-19-24			10,000,000	107.39	10,739,200.00	98.06	9,805,910.10	91,666.67	9,897,576.77	AAA	0.13
INTER-AMERICAN DEVELOPMENT BANK	0.50	09-23-24			24,390,000	99.93	24,371,951.40	94.55	23,059,678.91	43,360.00	23,103,038.91	AAA	0.32
INTERNATIONAL BANK RECON & DEVELOP	1.62	01-15-25			15,000,000	99.77	14,965,500.00	94.95	14,242,223.40	10,833.33	14,253,056.73	AAA	0.19
INTER-AMERICAN DEVELOPMENT BANK	1.75	03-14-25			25,000,000	105.37	26,342,750.00	94.71	23,676,332.25	166,493.06	23,842,825.31	AAA	0.32
INTERNATIONAL BANK RECON & DEVELOP	0.37	07-28-25			25,000,000	99.83	24,956,750.00	91.41	22,853,726.00	781.25	22,854,507.25	AAA	0.31
INTERNATIONAL BANK RECON & DEVELOP	0.50	10-28-25			20,000,000	100.11	20,023,000.00	90.88	18,175,464.20	25,833.33	18,201,297.53	AAA	0.25
INTER-AMERICAN DEVELOPMENT BANK	1.50	01-13-27			15,000,000	99.69	14,954,100.00	90.33	13,550,215.95	0.00	13,550,215.95	AAA	0.19
INTER-AMERICAN DEVELOPMENT BANK	1.50	01-13-27			4,650,000	99.67	4,634,887.50	90.33	4,200,566.94	0.00	4,200,566.94	AAA	0.06
					279,083,000		279,601,393.66		267,967,039.48	2,362,026.97	270,329,066.45		3.67
CORPORATE BONDS													
PACCAR FINANCIAL CORP.	0.35	08-11-23			4,845,000	99.87	4,838,653.05	99.86	4,838,172.57	8,007.71	4,846,180.28	A+	0.07
TOYOTA MOTOR CREDIT CORP.	0.50	08-14-23			20,320,000	99.92	20,304,353.60	99.83	20,285,456.81	47,131.11	20,332,587.92	A+	0.28
UNILEVER CAPITAL CORP	0.37	09-14-23	08-01-23	100	3,130,000	99.87	3,125,993.60	99.42	3,111,760.86	4,466.77	3,116,227.63	A+	0.04
PEPSICO INC	0.40	10-07-23			5,150,000	99.94	5,147,064.50	99.05	5,100,862.20	6,523.33	5,107,385.54	A+	0.07
TOYOTA MOTOR CREDIT CORP	2.25	10-18-23			10,000,000	101.59	10,159,400.00	99.24	9,924,431.70	64,375.00	9,988,806.70	A+	0.14
ABBOTT LABORATORIES (A)	3.40	11-30-23			10,000,000	108.15	10,815,300.00	99.26	9,926,212.80	56,666.67	9,982,879.47	AA-	0.14
JOHN DEERE CAPITAL CORP	0.45	01-17-24			19,895,000	99.93	19,880,874.55	97.75	19,446,379.89	3,481.62	19,449,861.51	A	0.27
CHARLES SCHWAB CORP	3.55	02-01-24	01-02-24	100	10,000,000	105.50	10,550,000.00	98.76	9,875,605.00	177,500.00	10,053,105.00	A-	0.14
BANK OF NY MELLON CORP.	3.65	02-04-24	01-05-24	100	5,000,000	106.31	5,315,650.00	98.95	4,947,381.85	89,729.17	5,037,111.02	A	0.07
NATIONAL RURAL UTIL COOP	0.35	02-08-24			12,645,000	99.93	12,636,274.95	97.26	12,298,301.16	21,268.19	12,319,569.35	A-	0.17
AMERICAN EXPRESS CO (1)	3.40	02-22-24	01-22-24	100	10,000,000	103.82	10,382,500.00	98.63	9,863,222.20	150,166.67	10,013,388.87	BBB+	0.14
CHARLES SCHWAB CORP-A	0.75	03-18-24	02-18-24	100	8,255,000	99.95	8,250,872.50	96.80	7,991,065.53	22,873.23	8,013,938.76	A-	0.11
BANK OF AMERICA CORP.	4.00	04-01-24			10,000,000	106.68	10,668,400.00	98.86	9,886,344.20	133,333.33	10,019,677.53	A-	0.14
IBM CORP.	3.00	05-15-24			5,000,000	105.66	5,282,800.00	98.11	4,905,731.20	31,666.67	4,937,397.87	A-	0.07
CATERPILLAR FINANCIAL SERVICE	2.85	05-17-24			4,785,000	102.97	4,927,018.80	97.85	4,682,168.53	28,032.12	4,710,200.66	A	0.06
NVIDIA CORP	0.58	06-14-24	08-14-23	100	5,000,000	97.97	4,898,600.00	95.85	4,792,350.85	3,812.22	4,796,163.07	A	0.07
AMERICAN HONDA FINANCE	2.40	06-27-24			10,000,000	99.55	9,954,600.00	97.18	9,717,921.40	22,666.67	9,740,588.07	A-	0.13
GOLDMAN SACHS GROUP INC.(A)	3.85	07-08-24	04-08-24	100	9,500,000	105.49	10,021,835.00	98.23	9,331,655.44	23,367.36	9,355,022.80	BBB+	0.13
GOLDMAN SACHS GROUP INC.(A)	3.85	07-08-24	04-08-24	100	9,990,000	107.44	10,733,755.50	98.23	9,812,972.40	24,572.62	9,837,545.03	BBB+	0.13
US BANK	2.40	07-30-24	06-28-24	100	10,000,000	99.91	9,991,100.00	96.86	9,686,406.40	0.00	9,686,406.40	A	0.13
BB&T CORP. (A)	2.50	08-01-24	07-01-24	100	15,000,000	99.86	14,979,750.00	96.77	14,514,884.40	187,500.00	14,702,384.40	A-	0.20
PACCAR FINANCIAL CORP	0.50	08-09-24			5,260,000	99.95	5,257,159.60	95.06	5,000,223.33	12,565.56	5,012,788.88	A+	0.07
BMW US CAPITAL LLC	0.75	08-12-24			4,080,000	99.99	4,079,632.80	95.22	3,885,128.47	14,365.00	3,899,493.47	A	0.05
UNILEVER CAPITAL CORP-A	0.63	08-12-24	08-01-23	100	2,320,000	100.00	2,320,000.00	95.21	2,208,929.16	6,817.84	2,215,747.00	A+	0.03
PACCAR FINANCIAL CORP.	2.15	08-15-24			8,000,000	100.13	8,010,560.00	96.62	7,729,388.96	79,311.11	7,808,700.07	A+	0.11
UNITED HEALTH GROUP INC	2.37	08-15-24			5,000,000	100.47	5,023,500.00	96.88	4,844,246.25	54,756.94	4,899,003.19	A+	0.07
WALT DISNEY CO. (A)	1.75	08-30-24	07-30-24	100	9,115,000	99.59	9,077,810.80	96.20	8,768,304.41	67,792.81	8,836,097.22	BBB+	0.12
JOHN DEERE CAPITAL CORP	0.62	09-10-24			4,045,000	99.93	4,042,370.75	94.83	3,835,690.79	9,901.82	3,845,592.61	A	0.05
NESTLE HOLDINGS INC.-A	0.61	09-14-24			7,275,000	100.00	7,275,000.00	94.89	6,903,500.60	16,777.36	6,920,277.96	AA-	0.09
JP MORGAN CHASE & CO	0.65	09-16-24	08-16-24	100	7,455,000	100.00	7,455,000.00	99.50	7,417,502.10	18,255.43	7,435,757.53	A-	0.10
JP MORGAN CHASE & CO	0.65	09-16-24	08-16-24	100	8,000,000	100.04	8,003,280.00	99.50	7,959,760.80	19,590.00	7,979,350.80	A-	0.11
BANK OF NY MELLON CORP.	2.10	10-24-24			10,785,000	100.44	10,832,454.00	96.07	10,361,031.84	61,025.12	10,422,056.96	A	0.14
BANK OF NY MELLON CORP	0.85	10-25-24	09-25-24	100	8,915,000	99.93	8,909,205.25	94.39	8,414,590.08	20,207.33	8,434,797.42	A	0.12
PNC FINANCIAL SERVICES	2.20	11-01-24	10-02-24	100	5,000,000	99.97	4,998,350.00	95.71	4,785,718.30	27,500.00	4,813,218.30	A-	0.07
PNC FINANCIAL SERVICES	2.20	11-01-24	10-02-24	100	10,000,000	99.74	9,973,800.00	95.71	9,571,436.60	55,000.00	9,626,436.60	A-	0.13
CATERPILLAR FINL SERVICE	2.15	11-08-24			10,000,000	99.80	9,979,800.00	96.11	9,611,261.60	49,569.44	9,660,831.04	A	0.13
CATERPILLAR FINL SERVICE	2.15	11-08-24			25,000,000	100.22	25,055,500.00	96.11	24,028,154.00	123,923.61	24,152,077.61	A	0.33
JOHN DEERE CAPITAL CORP	2.05	01-09-25			12,000,000	100.08	12,010,080.00	95.75	11,489,461.20	15,033.33	11,504,494.53	A	0.16
JOHN DEERE CAPITAL CORP	1.25	01-10-25			5,480,000	99.95	5,477,424.40	94.60	5,183,879.87	3,995.83	5,187,875.70	A	0.07
COOPERATIEVE RABOBANK UA	5.00	01-13-25			10,000,000	99.98	9,998,500.00	99.31	9,930,631.10	25,000.00	9,955,631.10	A+	0.14

SAN MATEO COUNTY TREASURER'S OFFICE
PORTFOLIO APPRAISAL
SAN MATEO COUNTY POOL
July 31, 2023

Security	Coupon	Mature Date	Call Date One	Call Price One	Quantity	Unit Cost	Total Cost	Market Price	Market Value	Accrued Interest	Market Value + Accrued Interest	S&P	Pct Assets	
JP MORGAN CHASE & CO	3.12	01-23-25	10-23-24		100	7,500,000	106.13	7,959,975.00	96.80	7,259,899.05	5,208.33	7,265,107.38	A-	0.10
PACCAR FINANCIAL CORP	1.80	02-06-25				5,450,000	104.51	5,695,849.50	94.77	5,164,950.23	47,687.50	5,212,637.73	A+	0.07
NATIONAL RURAL UTIL COOP	1.87	02-07-25				2,875,000	100.00	2,874,913.75	94.73	2,723,348.49	26,054.69	2,749,403.18	A-	0.04
NATIONAL RURAL UTIL COOP	1.87	02-07-25				5,000,000	95.61	4,780,400.00	94.73	4,736,258.25	45,312.50	4,781,570.75	A-	0.06
TOYOTA MOTOR CREDIT CORP.	1.80	02-13-25				7,000,000	100.98	7,068,390.00	94.90	6,642,753.32	58,800.00	6,701,553.32	A+	0.09
AMERICAN EXPRESS CO	2.25	03-04-25	08-04-23		100	3,485,000	99.90	3,481,480.15	94.97	3,309,824.98	32,018.44	3,341,843.41	BBB+	0.05
ROCHE HOLDINGS INC	2.13	03-10-25	02-10-25		100	8,620,000	100.00	8,620,000.00	95.37	8,220,623.16	71,979.87	8,292,603.03	AA	0.11
EXXON MOBIL CORPORATION	2.99	03-19-25	02-19-25		100	10,000,000	109.28	10,927,700.00	96.51	9,650,768.50	109,706.67	9,760,475.17	AA-	0.13
BMW US CAPITAL LLC	3.90	04-09-25	03-09-25		100	5,000,000	109.91	5,495,700.00	97.70	4,885,198.60	60,666.67	4,945,865.27	A	0.07
AMAZON.COM INC	3.00	04-13-25				25,090,000	99.84	25,050,106.90	96.73	24,269,396.42	225,810.00	24,495,206.42	AA	0.33
HOME DEPOT INC	2.70	04-15-25	03-15-25		100	1,040,000	99.82	1,038,180.00	96.02	998,578.98	8,268.00	1,006,846.98	A	0.01
SUNTRUST BANKS INC (A)	4.00	05-01-25	03-01-25		100	10,000,000	113.41	11,340,800.00	97.02	9,702,058.20	100,000.00	9,802,058.20	A-	0.13
APPLE INC	3.20	05-13-25				5,000,000	111.44	5,571,950.00	96.86	4,843,166.70	34,666.67	4,877,833.37	AA+	0.07
CATERPILLAR FINL SERVICE	3.40	05-13-25				7,505,000	99.87	7,495,468.65	97.01	7,280,865.58	55,286.83	7,336,152.41	A	0.10
CATERPILLAR FINL SERVICE	3.40	05-13-25				5,000,000	99.95	4,997,700.00	97.01	4,850,676.60	36,833.33	4,887,509.93	A	0.07
GOLDMAN SACHS GROUP INC (A)	3.75	05-22-25	02-22-25		100	9,000,000	111.69	10,052,100.00	96.57	8,691,514.38	64,687.50	8,756,201.88	BBB+	0.12
BRISTOL-MYERS SQUIBB CO	3.87	08-15-25	05-15-25		100	5,393,000	114.28	6,163,336.12	96.66	5,212,652.20	96,362.42	5,309,014.63	A+	0.07
BANK OF AMERICA CORP	3.09	10-01-25	10-01-24		100	8,200,000	96.95	7,950,292.23	96.75	7,933,245.14	84,542.00	8,017,787.14	A-	0.11
PACCAR FINANCIAL CORP	4.95	10-03-25				2,500,000	99.93	2,498,150.00	99.99	2,499,627.30	40,562.50	2,540,189.80	A+	0.03
MORGAN STANLEY	1.16	10-21-25	10-21-24		100	6,085,000	100.00	6,085,000.00	93.99	5,719,029.97	19,674.83	5,738,704.80	A	0.08
NATIONAL AUSTRALIA BK/NY	4.97	01-12-26				16,780,000	100.00	16,780,000.00	99.51	16,697,340.55	43,979.45	16,741,319.99	AA-	0.23
CITIGROUP INC	2.01	01-25-26	01-25-25		100	4,950,000	100.00	4,950,000.00	94.35	4,670,304.31	1,661.55	4,671,965.86	BBB+	0.06
CITIGROUP INC	2.01	01-25-26	01-25-25		100	10,000,000	96.65	9,665,100.00	94.35	9,434,958.20	3,356.67	9,438,314.87	BBB+	0.13
MORGAN STANLEY	2.63	02-18-26	02-18-25		100	11,695,000	100.00	11,695,000.00	95.22	11,136,028.24	139,264.71	11,275,292.95	A-	0.15
MORGAN STANLEY	2.63	02-18-26	02-18-25		100	7,000,000	100.05	7,003,780.00	95.22	6,665,429.47	83,356.39	6,748,785.86	A-	0.09
ROCHE HOLDINGS INC	0.99	03-05-26	02-05-26		100	15,000,000	90.91	13,636,737.50	90.70	13,605,621.30	16,285.83	13,665,907.13	AA	0.19
JPMORGAN CHASE & CO	3.30	04-01-26	01-02-26		100	13,000,000	96.12	12,496,228.33	95.34	12,393,765.93	143,000.00	12,536,765.93	A-	0.17
BANK OF AMERICA CORP	3.50	04-19-26				6,000,000	97.22	5,833,000.00	95.95	5,757,016.08	59,500.00	5,816,516.08	AA	0.08
AMAZON.COM INC	1.00	05-12-26	04-12-26		100	10,000,000	88.95	8,895,200.00	90.27	9,027,173.20	21,944.44	9,049,117.64	AA	0.12
ASTRAZENECA FINANCE LLC	1.20	05-28-26				4,500,000	100.71	4,532,040.00	90.34	4,065,454.08	9,450.00	4,074,904.08	A	0.06
TOYOTA MOTOR CREDIT CORP	1.12	06-18-26				5,815,000	99.78	5,802,090.70	89.86	5,225,258.05	7,813.91	5,233,071.96	A+	0.07
MICROSOFT CORP	2.40	08-08-26	05-08-26		100	10,000,000	94.11	9,411,100.00	93.67	9,366,844.00	115,333.33	9,482,177.33	AAA	0.13
BANK OF NY MELLON CORP	2.45	08-17-26	05-17-26		100	5,000,000	104.40	5,219,850.00	92.90	4,644,956.50	55,805.56	4,700,762.06	A	0.06
AMERICAN HONDA FINANCE	1.30	09-09-26				4,200,000	96.77	4,064,466.00	89.24	3,748,072.57	21,536.67	3,769,609.23	A-	0.05
JP MORGAN CHASE & CO	2.95	10-01-26	07-01-26		100	5,000,000	105.75	5,287,700.00	93.67	4,683,658.50	49,166.67	4,732,825.17	A-	0.06
JP MORGAN CHASE & CO	2.95	10-01-26	07-01-26		100	5,000,000	105.74	5,287,250.00	93.67	4,683,658.50	49,166.67	4,732,825.17	A-	0.06
JP MORGAN CHASE & CO	2.95	10-01-26	07-01-26		100	10,000,000	93.45	9,344,700.00	93.67	9,367,317.00	98,333.33	9,465,650.33	A-	0.13
CITIGROUP INC	3.20	10-21-26	07-21-26		100	10,000,000	92.89	9,289,100.00	93.70	9,370,322.40	88,888.89	9,459,211.29	BBB+	0.13
HONEYWELL INTERNATIONAL	2.50	11-01-26	08-01-26		100	4,473,000	93.43	4,179,213.36	93.46	4,180,356.88	27,956.25	4,208,313.13	A	0.06
AMERICAN EXPRESS CO	1.65	11-04-26	10-04-26		100	5,000,000	99.29	4,964,450.00	89.61	4,480,358.45	19,937.50	4,500,295.95	BBB+	0.06
AMERICAN EXPRESS CO	1.65	11-04-26	10-04-26		100	10,000,000	94.49	9,449,300.00	89.61	8,960,716.90	39,875.00	9,000,591.90	BBB+	0.12
TARGET CORP	1.95	01-15-27	12-15-26		100	1,770,000	99.83	1,766,991.00	91.75	1,623,988.51	1,534.00	1,625,522.51	A	0.02
TARGET CORP	1.95	01-15-27	12-15-26		100	13,700,000	100.23	13,731,373.00	91.75	12,569,854.53	11,873.33	12,581,727.86	A	0.17
BANK OF NY MELLON CORP	2.05	01-26-27				10,000,000	100.12	10,012,100.00	90.39	9,038,528.00	2,847.22	9,041,375.22	A	0.12
GOLDMAN SACHS GROUP INC	3.85	01-26-27	01-26-26		100	9,500,000	96.43	9,160,470.00	95.32	9,055,621.82	5,079.86	9,060,701.69	BBB+	0.12
JP MORGAN CHASE & CO	1.04	02-04-27	02-04-26		100	5,000,000	89.02	4,451,200.00	89.19	4,459,568.30	25,566.67	4,485,134.97	A-	0.06
IBM CORP	2.20	02-09-27	01-09-27		100	5,000,000	98.63	4,931,400.00	91.08	4,553,828.20	52,555.56	4,606,383.76	A-	0.06
IBM CORP	2.20	02-09-27	01-09-27		100	5,000,000	90.58	4,528,950.00	91.08	4,553,828.20	52,555.56	4,606,383.76	A-	0.06
HONEYWELL INTERNATIONAL	1.10	03-01-27				10,000,000	95.31	9,531,400.00	88.45	8,845,066.20	45,833.33	8,890,899.53	A	0.12
HONEYWELL INTERNATIONAL	1.10	03-01-27				18,000,000	89.76	16,156,800.00	88.45	15,921,119.16	82,500.00	16,003,619.16	A	0.22
TRUIST FINANCIAL CORP	1.27	03-02-27				10,000,000	93.96	9,396,000.00	89.10	8,909,599.30	52,439.72	8,962,039.02	A-	0.12
COMCAST CORP	3.30	04-01-27				10,000,000	100.83	10,083,300.00	94.67	9,467,002.80	110,000.00	9,577,002.80	A-	0.13
AMAZON.COM INC	3.30	04-13-27	03-13-27		100	10,000,000	98.95	9,895,400.00	95.28	9,528,270.90	99,000.00	9,627,270.90	AA	0.13

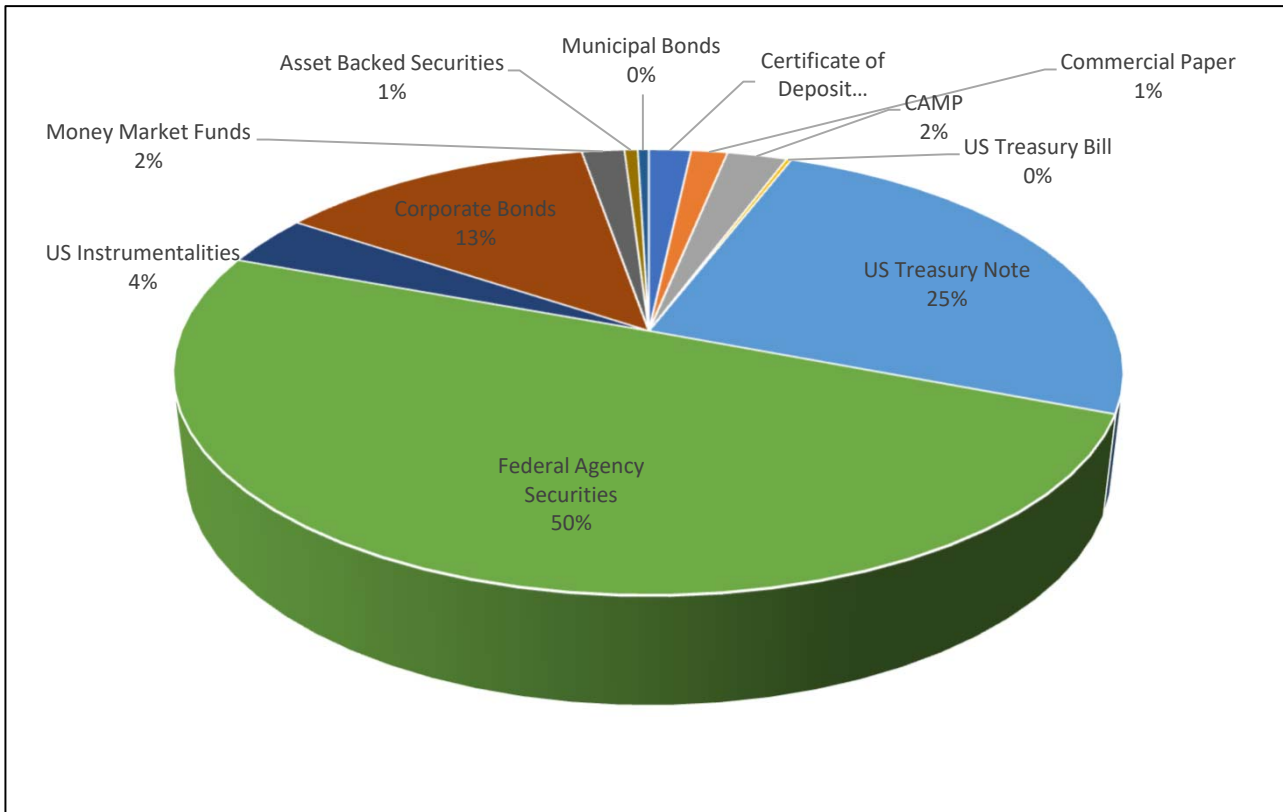
SAN MATEO COUNTY TREASURER'S OFFICE
PORTFOLIO APPRAISAL
SAN MATEO COUNTY POOL
July 31, 2023

Security	Coupon	Mature Date	Call Date One	Call Price One	Quantity	Unit Cost	Total Cost	Market Price	Market Value	Accrued Interest	Market Value + Accrued Interest	S&P	Pct Assets
NORTHERN TRUST CORP	4.00	05-10-27	04-10-27	100	12,311,000	101.42	12,485,816.20	96.63	11,895,998.65	110,799.00	12,006,797.65	A+	0.16
UNITED HEALTH GROUP INC	3.70	05-15-27	04-15-27	100	300,000	99.95	299,838.00	96.55	289,653.22	2,343.33	291,996.55	A+	0.00
IBM CORP	4.15	07-27-27	06-27-27	100	10,000,000	97.84	9,783,900.00	97.32	9,732,427.00	4,611.11	9,737,038.11	A-	0.13
INTEL CORP	3.75	08-05-27	07-05-27	100	4,325,000	99.98	4,324,178.25	95.80	4,143,496.31	79,291.67	4,222,787.98	A	0.06
HOME DEPOT INC	2.80	09-14-27	06-14-27	100	5,000,000	93.30	4,665,100.00	93.12	4,656,173.90	53,277.78	4,709,451.68	A	0.06
BANK OF AMERICA CORP	3.25	10-21-27	10-21-26	100	6,000,000	94.33	5,660,017.33	93.79	5,627,125.80	54,133.33	5,681,259.13	A-	0.08
TEXAS INSTRUMENT INC	2.90	11-03-27	08-03-27	100	10,000,000	93.49	9,349,400.00	93.30	9,330,162.40	70,888.89	9,401,051.29	A+	0.13
COMCAST CORP	5.35	11-15-27	10-15-27	100	4,860,000	102.23	4,968,475.20	101.66	4,940,758.47	54,891.00	4,995,649.47	A-	0.07
COMCAST CORP	5.35	11-15-27	10-15-27	100	5,000,000	102.65	5,132,700.00	101.66	5,083,084.85	56,472.22	5,139,557.07	A-	0.07
UNITED PARCEL SERVICE	3.05	11-15-27	08-15-27	100	10,000,000	93.64	9,363,600.00	93.92	9,391,836.60	64,388.89	9,456,225.49	A	0.13
STATE STREET CORP	1.68	11-18-27	11-18-26	100	15,000,000	89.42	13,412,700.00	89.64	13,445,913.60	51,221.67	13,497,135.27	A	0.18
TOYOTA MOTOR CREDIT CORP	4.62	01-12-28			10,000,000	99.19	9,918,900.00	99.59	9,958,669.00	24,409.72	9,983,078.72	A+	0.14
JOHN DEERE CAPITAL CORP	4.75	01-20-28			5,000,000	101.61	5,080,500.00	99.71	4,985,331.25	7,256.94	4,992,588.19	A	0.07
HONEYWELL INTERNATIONAL	4.95	02-15-28	01-15-28	100	10,000,000	103.61	10,361,025.00	101.36	10,136,325.70	228,250.00	10,364,575.70	A	0.14
NESTLE HOLDINGS INC	5.00	03-14-28	02-14-28	100	10,000,000	102.63	10,263,444.44	100.91	10,091,130.00	190,277.78	10,281,407.78	AA-	0.14
NATIONAL RURAL UTIL COOP	4.80	03-15-28	02-15-28	100	10,000,000	100.39	10,038,633.33	99.01	9,901,376.10	181,333.33	10,082,709.43	A-	0.14
WALMART INC	3.90	04-15-28	03-15-28	100	18,000,000	99.53	17,915,250.00	97.61	17,569,605.60	206,700.00	17,776,305.60	AA	0.24
BANK OF AMERICA CORP	4.38	04-27-28	04-27-27	100	10,000,000	96.35	9,635,328.89	96.25	9,624,653.50	114,262.22	9,738,915.72	A-	0.13
BANK OF NEW YORK MELLON CORP	3.85	04-28-28			10,000,000	97.16	9,715,766.67	95.59	9,558,597.90	99,458.33	9,658,056.23	A	0.13
APPLE INC	4.00	05-10-28	04-10-28	100	25,000,000	99.81	24,951,750.00	98.20	24,548,919.75	225,000.00	24,773,919.75		0.34
AMAZON.COM INC	1.65	05-12-28	03-12-28	100	17,000,000	88.63	15,066,391.67	87.40	14,857,943.05	61,554.17	14,919,497.22	AA	0.20
					985,167,000		979,616,120.82		941,922,632.59	6,634,877.22	948,557,509.82		12.90
MONEY MARKET FUNDS													
DREYFUS-713762	0.00	08-01-23			120,022,456	100.00	120,022,455.55	100.00	120,022,455.55	14.24	120,022,469.79	AAA	1.64
DREYFUS-715757	0.00	08-01-23			7,182,269	100.00	7,182,268.55	100.00	7,182,268.55	0.85	7,182,269.41	AAA	0.10
					127,204,724		127,204,724.10		127,204,724.10	15.09	127,204,739.19		1.74
ASSET BACKED SECURITIES													
TOYOTA LEASE OWNER TRUST 2021-A A3	0.39	04-22-24	11-20-23	100	71,457	99.99	71,448.23	99.76	71,285.07	8.52	71,293.59	AAA	0.00
CARMAX	1.89	12-16-24			845,647	99.98	845,481.38	99.63	842,518.40	710.34	843,228.75	AAA	0.01
GM FINANCIAL AUTOMOBILE	0.50	07-21-25			2,260,000	100.00	2,259,918.41	97.41	2,201,466.00	345.28	2,201,811.28	AAA	0.03
KUBOTA CREDIT OWNER TRUST 2021-A1 A3	0.62	08-15-25			2,582,911	99.98	2,582,382.48	96.90	2,502,840.70	711.74	2,503,552.44	NR	0.03
VW AUTO LOAN ENHANCED TRUST 2021-1 A3	1.02	06-22-26			3,511,520	100.00	3,511,381.89	96.42	3,385,807.14	1,094.42	3,386,901.56	AAA	0.05
DISCOVER CARD EXECUTION NT 2021-A1 A1	0.58	09-15-26			8,325,000	99.98	8,323,217.62	94.55	7,871,287.50	2,146.00	7,873,433.50	AAA	0.11
GM FINL CONSMR AUTO RCVBL TRST 2021-4 A3	0.68	09-16-26	08-16-25	100	2,294,732	100.00	2,294,673.48	95.93	2,201,336.40	650.17	2,201,986.57	AAA	0.03
HYUNDAI AUTO RECVBL TRUST 2022-A A3	2.22	10-15-26	04-15-26	100	11,090,000	100.00	11,089,573.04	96.40	10,690,760.00	10,942.13	10,701,702.13	AAA	0.15
WORLD OMNI AUTO RCVBL TR 2021-D A3	0.81	10-15-26	08-15-25	100	3,297,086	99.99	3,296,637.26	96.15	3,170,148.51	1,186.95	3,171,335.46	AAA	0.04
CAPITAL ONE MULTI-ASSET EXEC. TRUST	1.04	11-15-26			7,170,000	99.99	7,169,011.97	94.58	6,781,386.00	3,314.13	6,784,700.13	AAA	0.09
					41,448,353		41,443,725.76		39,718,835.72	21,109.69	39,739,945.41		0.54
MUNICIPAL BONDS													
CALIFORNIA STATE TAXBL	3.40	08-01-23			10,000,000	104.35	10,434,900.00	100.00	10,000,000.00	170,000.00	10,170,000.00	AA-	0.14
SAN DIEGO CCD	2.00	08-01-23			5,790,000	100.00	5,790,000.00	100.00	5,790,000.00	57,784.20	5,847,784.20	AAA	0.08
UNIV OF CALIFORNIA REVS SRS 2020-BF	0.83	05-15-24			2,000,000	100.00	2,000,000.00	96.44	1,928,720.00	3,517.11	1,932,237.11	AA-	0.03
CHAFFEY JT UN HSD	2.10	08-01-24			1,860,000	100.00	1,860,000.00	96.72	1,799,010.60	9,769.65	1,808,780.25	AA-	0.02
LOS ANGELES CCD SR 2020	0.67	08-01-24			4,450,000	100.00	4,450,000.00	95.31	4,241,206.00	14,974.25	4,256,180.25	AA+	0.06
UNIV OF CALIFORNIA REVS 2013-AG TXBL	3.05	05-15-25			2,950,000	109.67	3,235,206.00	96.26	2,839,640.50	18,994.72	2,858,635.22	AA	0.04
LOS ANGELES CCD SR 2020	0.77	08-01-25			6,735,000	100.00	6,735,000.00	91.35	6,152,220.45	26,030.77	6,178,251.22	AA+	0.08
					33,785,000		34,505,106.00		32,750,797.55	301,070.71	33,051,868.26		0.45
TOTAL PORTFOLIO					7,560,352,396		7,522,858,268.30		7,303,856,527.39	49,455,851.66	7,353,312,379.06		100.00

DIVERSIFICATION BY ISSUER

31-Jul-23	Asset-Backed	Certificate of Deposit	Commercial Paper	Corporate Bonds	Municipal Bonds	Total Par Value	Total %
Abbott Laboratories				\$10,000,000		\$10,000,000	0.15%
Amazon.com Inc.				\$62,090,000		\$62,090,000	0.91%
American Express				\$28,485,000		\$28,485,000	0.42%
American Honda Finance				\$14,200,000		\$14,200,000	0.21%
Apple Inc.				\$30,000,000		\$30,000,000	0.44%
Astrazeneca Finance LLC				\$4,500,000		\$4,500,000	0.07%
Bank of America				\$40,200,000		\$40,200,000	0.59%
Bank of New York				\$49,700,000		\$49,700,000	0.73%
Bristol-Myers Squibb Co				\$5,393,000		\$5,393,000	0.08%
BB&T Corporation				\$25,000,000		\$25,000,000	0.37%
BMW				\$9,080,000		\$9,080,000	0.13%
California State TXBL					\$10,000,000	\$10,000,000	0.15%
Canadian Imp Bk Comm NY		\$50,000,000				\$50,000,000	0.73%
Capital One Multi Asset Exectn Trust	\$7,170,000					\$7,170,000	0.10%
Carmax	\$845,647					\$845,647	0.01%
Caterpillar				\$52,290,000		\$52,290,000	0.76%
Chaffey CA JT UHSD					\$1,860,000	\$1,860,000	0.03%
Charles Schwab Corp.				\$18,255,000		\$18,255,000	0.27%
CitiGroup				\$24,950,000		\$24,950,000	0.36%
Comcast Corp				\$19,860,000		\$19,860,000	0.29%
Cooperatieve Rabobank				\$10,000,000		\$10,000,000	0.15%
Credit Agricole CIB NY			\$25,000,000			\$25,000,000	0.37%
Discover Card Execution Note	\$8,325,000					\$8,325,000	0.12%
Exxon Mobil				\$10,000,000		\$10,000,000	0.15%
General Motors	\$4,554,732					\$4,554,732	0.07%
Goldman Sachs				\$37,990,000		\$37,990,000	0.56%
Home Depot Inc				\$6,040,000		\$6,040,000	0.09%
Honeywell International				\$42,473,000		\$42,473,000	0.62%
Hyundai	\$11,090,000					\$11,090,000	0.16%
IBM Corp.				\$25,000,000		\$25,000,000	0.37%
Intel Corp				\$4,325,000		\$4,325,000	0.06%
John Deere				\$46,420,000		\$46,420,000	0.68%
JP Morgan				\$50,955,000		\$50,955,000	0.74%
Kubota Credit	\$2,582,911					\$2,582,911	0.04%
Los Angeles CA CCD					\$11,185,000	\$11,185,000	0.16%
Microsoft Corp				\$10,000,000		\$10,000,000	0.15%
Morgan Stanley				\$24,780,000		\$24,780,000	0.36%
MUFG Bank		\$25,000,000				\$25,000,000	0.37%
National Australia BK/NY				\$16,780,000		\$16,780,000	0.25%
National Rural Util Coop				\$30,520,000		\$30,520,000	0.45%
Natixis NY Branch			\$86,000,000			\$86,000,000	1.26%
Nestle Holdings Inc				\$17,275,000		\$17,275,000	0.25%
Northern Trust				\$12,311,000		\$12,311,000	0.18%
Nvidia Corp				\$5,000,000		\$5,000,000	0.07%
Paccar Financial Group				\$26,055,000		\$26,055,000	0.38%
Pepsico Inc				\$5,150,000		\$5,150,000	0.08%
PNC Financial Services				\$15,000,000		\$15,000,000	0.22%
Roche Holdings Inc.				\$23,620,000		\$23,620,000	0.35%
San Diego CA CCD					\$5,790,000	\$5,790,000	0.08%
State Street Corp				\$15,000,000		\$15,000,000	0.22%
Suntrust Banks Inc				\$10,000,000		\$10,000,000	0.15%
Target Corp				\$15,470,000		\$15,470,000	0.23%
Texas Instrument Inc				\$10,000,000		\$10,000,000	0.15%
Toronto Dominion Bk NY		\$49,000,000				\$49,000,000	0.72%
Toyota	\$71,457			\$53,135,000		\$53,206,457	0.78%
Truist Financial Corp				\$10,000,000		\$10,000,000	0.15%
Unilever Capital Corp				\$5,450,000		\$5,450,000	0.08%
United Health Group Inc.				\$5,300,000		\$5,300,000	0.08%
United Parcel Service				\$10,000,000		\$10,000,000	0.15%
University of California					\$4,950,000	\$4,950,000	0.07%
US Bank				\$10,000,000		\$10,000,000	0.15%
Volkswagen	\$3,511,520					\$3,511,520	0.05%
Walmart Inc				\$18,000,000		\$18,000,000	0.26%
Walt Disney Co.				\$9,115,000		\$9,115,000	0.13%
World Omni	\$3,297,086					\$3,297,086	0.05%
Grand Total	\$41,448,353	\$124,000,000	\$111,000,000	\$985,167,000	\$33,785,000	\$1,295,400,353	18.94%

SAN MATEO COUNTY TREASURER - ASSET ALLOCATION
as of July 31, 2023



SECTOR	MARKET VALUE*	
Certificate of Deposit	126,137,916	1.7%
Commercial Paper	108,526,766	1.5%
CAMP	178,475,577	2.4%
US Treasury Bill	14,969,282	0.2%
US Treasury Note	1,843,036,141	25.1%
Federal Agency Securities	3,663,283,568	49.8%
US Instrumentalities	270,329,066	3.7%
Corporate Bonds	948,557,510	12.9%
Money Market Funds	127,204,739	1.7%
Asset Backed Securities	39,739,945	0.5%
Municipal Bonds	33,051,868	0.4%
TOTALS	<u>7,353,312,379</u>	100.0%

*Market Values listed include accrued interest for the reported period.

(In 000's)	<u>AUGUST</u> <u>2023</u>	<u>SEPTEMBER</u>	<u>OCTOBER</u>	<u>NOVEMBER</u>	<u>DECEMBER</u>	<u>JANUARY</u> <u>2024</u>	<u>FEBRUARY</u>	<u>MARCH</u>	<u>APRIL</u>	<u>MAY</u>	<u>JUNE</u>	<u>JULY</u>	<u>TOTAL</u>
CASH IN:													
Taxes:													
Secured	\$0	\$0	\$96,358	\$350,842	\$250,368	\$48,844	\$39,848	\$139,980	\$153,751	\$7,295	\$1,222	\$0	\$1,088,507
Mixed	\$97,163	\$33,565	\$168,015	\$434,926	\$763,281	\$86,065	\$94,817	\$321,101	\$615,722	\$34,107	\$28,717	\$17,621	\$2,695,101
State Automatics	\$87,528	\$96,340	\$89,507	\$50,034	\$109,892	\$71,601	\$85,537	\$92,016	\$67,581	\$83,315	\$49,735	\$76,319	\$959,404
Unscheduled Sub. (Lockbox)	\$19,119	\$38,987	\$28,467	\$58,293	\$57,264	\$38,101	\$33,448	\$57,114	\$59,759	\$30,441	\$46,963	\$15,553	\$483,507
Treasurer's Deposit	\$81,428	\$77,612	\$82,883	\$104,615	\$74,769	\$94,175	\$62,088	\$92,019	\$60,071	\$89,499	\$81,464	\$61,398	\$962,019
Hospitals	\$15,912	\$25,752	\$41,318	\$14,263	\$16,027	\$11,690	\$16,669	\$19,049	\$48,989	\$12,252	\$34,142	\$19,820	\$275,882
Retirement Deposit	\$0	\$0	\$0	\$0	\$17	\$0	\$0	\$10,200	\$22,103	\$22,103	\$19,499	\$0	\$73,922
Housing Authority	\$3,166	\$4,852	\$4,094	\$4,625	\$6,058	\$3,337	\$3,391	\$3,649	\$4,135	\$3,308	\$6,947	\$12,258	\$59,819
SMCOE/SMCCCD	\$3,879	\$7,717	\$2,165	\$4,329	\$2,273	\$3,619	\$7,562	\$2,707	\$4,981	\$2,580	\$1,491	\$1,324	\$44,629
GO Bond Proceeds		\$0	\$0	\$0	\$0	\$0	\$0	\$0	\$0	\$0	\$0	\$0	\$0
TRANS	\$12,000	\$0	\$0	\$0	\$0	\$0	\$0	\$0	\$0	\$0	\$0	\$0	\$12,000
Coupon	\$7,134	\$6,523	\$7,777	\$6,942	\$6,400	\$11,371	\$10,143	\$11,742	\$18,658	\$16,635	\$20,407	\$15,057	\$138,789
TOTAL CASH IN:	<u>\$327,328</u>	<u>\$291,347</u>	<u>\$520,583</u>	<u>\$1,028,869</u>	<u>\$1,286,350</u>	<u>\$368,804</u>	<u>\$353,502</u>	<u>\$749,576</u>	<u>\$1,055,750</u>	<u>\$301,534</u>	<u>\$290,587</u>	<u>\$219,349</u>	\$6,793,579
CASH OUT:													
Tax Apportionments:	(\$35,802)	(\$977)	(\$1,197)	(\$21,983)	(\$221,008)	(\$24,649)	(\$30,801)	(\$20,752)	(\$113,316)	(\$13,021)	(\$54,609)	(\$731)	(\$538,847)
Voluntary Participants W/D	(\$15,284)	(\$16,460)	(\$24,999)	(\$30,032)	(\$152,792)	(\$142,743)	(\$32,625)	(\$54,035)	(\$122,334)	(\$51,052)	(\$53,909)	(\$133,091)	(\$829,355)
County Payments	(\$2,117)	(\$42,059)	(\$791)	(\$124,846)	(\$17,615)	(\$14,396)	(\$27,492)	(\$24,140)	(\$1,692)	(\$45,471)	(\$49,201)	(\$48,241)	(\$398,060)
GO Bond/TRANS Payments	(\$87,044)	(\$113,958)	(\$6,461)	\$0	\$0	(\$26,076)	(\$26,120)	(\$22,516)	(\$3,119)	\$0	(\$29,611)	(\$41,984)	(\$356,888)
Payroll - County	(\$59,695)	(\$51,668)	(\$52,942)	(\$55,985)	(\$73,235)	(\$63,380)	(\$54,104)	(\$55,338)	(\$56,734)	(\$55,927)	(\$76,180)	(\$65,048)	(\$720,235)
SMCOE/SMCCCD	(\$73,043)	(\$103,409)	(\$114,370)	(\$112,613)	(\$134,027)	(\$82,130)	(\$110,538)	(\$113,657)	(\$122,343)	(\$118,253)	(\$126,304)	(\$94,998)	(\$1,305,686)
Retirement	(\$24,496)	(\$21,313)	(\$27,901)	(\$24,337)	(\$23,766)	(\$24,325)	(\$24,976)	(\$24,655)	(\$26,218)	(\$22,311)	(\$29,738)	(\$26,311)	(\$300,348)
SMC-payables	(\$56,033)	(\$69,341)	(\$83,460)	(\$62,081)	(\$97,916)	(\$80,210)	(\$118,336)	(\$114,515)	(\$93,695)	(\$81,617)	(\$93,390)	(\$118,880)	(\$1,069,474)
SMCOE-payables	(\$97,685)	(\$66,852)	(\$82,652)	(\$66,158)	(\$80,935)	(\$69,564)	(\$75,645)	(\$79,508)	(\$70,525)	(\$99,876)	(\$77,711)	(\$73,653)	(\$940,764)
SMCCCD-payables	(\$10,967)	(\$8,251)	(\$8,974)	(\$7,353)	(\$5,930)	(\$4,963)	(\$9,254)	(\$9,882)	(\$5,161)	(\$10,169)	(\$8,189)	(\$17,135)	(\$106,226)
Housing Authority(Payroll-Payables)	(\$3,691)	(\$3,634)	(\$3,451)	(\$4,437)	(\$4,894)	(\$3,204)	(\$3,270)	(\$3,904)	(\$3,910)	(\$3,610)	(\$4,800)	(\$12,740)	(\$55,544)
Other ARS Debits	(\$19,565)	(\$19,530)	(\$15,340)	(\$16,241)	(\$19,257)	(\$18,942)	(\$16,777)	(\$26,997)	(\$14,570)	(\$22,029)	(\$22,752)	(\$32,093)	(\$244,092)
Returned Chks/Misc. Fees	(\$12)	(\$563)	(\$186)	(\$44)	(\$8)	(\$18)	(\$3)	(\$4)	(\$3)	(\$11)	(\$1)	(\$157)	(\$1,009)
TOTAL CASH OUT:	<u>(\$485,435)</u>	<u>(\$518,015)</u>	<u>(\$422,722)</u>	<u>(\$526,110)</u>	<u>(\$831,382)</u>	<u>(\$554,599)</u>	<u>(\$529,940)</u>	<u>(\$549,902)</u>	<u>(\$633,620)</u>	<u>(\$523,346)</u>	<u>(\$626,394)</u>	<u>(\$665,062)</u>	(\$6,866,526)
TOTAL ESTIMATED CASH FLOW	(\$158,107)	(\$226,668)	\$97,861	\$502,759	\$454,968	(\$185,796)	(\$176,437)	\$199,674	\$422,130	(\$221,812)	(\$335,807)	(\$445,712)	(\$72,947)
MATURING SECURITIES (SMC)	\$192,000	\$270,035	\$104,750	\$134,796	\$93,850	\$155,290	\$181,411	\$28,250	\$50,000	\$76,850	\$184,165	\$106,000	\$1,577,397
LAIF/CAMP/DREYFUS(SMC)	\$295,022												\$295,022
CALLABLE SECURITIES (SMC)	\$279,744	\$219,155	\$270,840	\$100,000	\$35,000	\$100,000	\$60,000	\$0	\$50,000	\$0	\$107,000	\$75,000	\$1,296,739



Sandie Arnott
TREASURER - TAX COLLECTOR

Tiffany Htwe
INVESTMENT & FINANCE OFFICER

Kathy Nunes
PROPERTY TAX DIVISION MANAGER

Date: May 16, 2023

To: All San Mateo County Special Districts

From: Sandie Arnott, Treasurer-Tax Collector

Subject: County Pool Revised Withdrawal Process

Effective immediately, the Treasurer's Office will work directly with the Controller in processing future withdrawals from the County Pool to ensure such requests meet the requirements outlined in the investment policy.

In the event a withdrawal request causes the submitting district's balance to fall below the set \$250,000.00 minimum required to remain in the pool, the Treasurer's team will immediately reach out to that district to advise of the requirement to close the account to avoid a policy violation.

All voluntary participants are required to maintain a \$250,000.00 minimum balance in the pool in order to remain an active participant as stated in the current County Investment Policy. It is imperative that this requirement be a consideration by all voluntary participants when submitting withdrawal requests to ensure compliance with the policy. Unfortunately, no exceptions can be accommodated.

Should you have any questions, please contact Tiffany Htwe, Investment & Finance Officer, at 650-599-1239 or email at thtwe@smcgov.org.

/sa

555 County Center, 1st Floor, Redwood City, CA 94063

Treasurer
(650) 363-4580 ♦ Fax: (650) 363-4944
treasurer.smcgov.org

Tax Collector
(866) 220-0308 ♦ Fax: (650) 599-1511
tax.smcgov.org

issuer, maturity date, par and dollar amount of the investment. For the total Pooled Investment Fund, the report will list average maturity, the market value and the pricing source. Additionally, the report will show any funds under the management of contracting parties, a statement of compliance to the Policy and a statement of the Pooled Investments Fund's ability to meet the expected expenditure requirements for the next 6 months. In accordance with GASB Statements 31 and 40, the Treasurer shall provide financial information on the treasury for the County's Comprehensive Annual Financial Report.

XVI. Withdrawal Requests

Voluntary Pool Participants

- A.** Any request to withdraw funds shall be released at no more than 12.5% per month, based on the month-end balance of the prior month.
- B.** Current secured tax apportionments and property tax revenue distributed to Redevelopment Property Tax Trust Funds will be exempt from the 12.5% withdrawal rule, however, these apportionments must be withdrawn in the same month they are received or they will be subjected to the 12.5% withdrawal rule.
- C.** Any additional withdrawal requests will be considered on a case-by-case basis.
- D.** All requests for withdrawals must first be made in writing to the Treasurer, at a minimum, 24 hours in advance.

In accordance with California Government Code § 27136 et seq, and §27133 (h) et seq, these requests are subject to the Treasurer's consideration of the stability and predictability of the pooled investment fund, or the adverse effect on the interests of the other depositors in the pooled investment fund.

Schools

- A.** Withdrawals of surplus funds by a school district for investment elsewhere will require a Resolution from the District Office requesting such withdrawal and specifying that funds are 'surplus.' Such requests must be made at a minimum 24 hours in advance.
- B.** A one-year dark period will exist for such withdrawals before funds can be re-deposited into the treasury by that school district. A Resolution from the District Office will be required to do so.
- C.** Any emergency situation that requires previously withdrawn school district funds be re-deposited into the treasury within that one-year period will require a Resolution from the District Office and Office of Education.
- D.** No Bond Proceeds may be withdrawn for investment outside of the pool (AB2738)

XVII. Internal Controls

Agenda Item 4F

SUBJECT: Consider recommending the Board approve the Capital purchase of a KingFisher Duo Prime benchtop automated extraction instrument for \$18,437.75

SUMMARY

Staff is asking the Finance Committee to recommend the Board approve the Capital Fund purchase of a Thermo Scientific KingFisher Duo Prime benchtop automated extraction instrument. Laboratory staff will use this equipment to extract DNA and RNA from arthropod specimens for low-throughput applications, such as weekly WNV testing of bird and mosquito samples. The KingFisher Duo Prime will replace the District's MagMax Express instrument, which has been used since 2014 but broke unexpectedly in July 2023.

BACKGROUND AND STATUS

In mid-July, the District's MagMax Express instrument experienced a critical failure during an RNA extraction run. After examination by an instrument technician and an application scientist from Thermo Fisher Scientific manufacturer, the instrument was deemed non-repairable. The MagMax Express is no longer produced or sold by Thermo Fisher but has been replaced by a newer extraction instrument, the KingFisher Duo Prime. Staff is requesting approval to purchase a KingFisher Duo Prime system at a total cost of \$18,437.75.

The District currently uses two automated extraction instruments. The Kingfisher Flex processes 96 samples at a time and is used for high-throughput extraction needs such as the seasonal testing of thousands of ticks. In contrast, the MagMax Express processes up to 24 samples for low-throughput extraction runs such as weekly, year-round testing of dead bird samples for West Nile virus. Both machines play a critical role in the laboratory's testing protocols and save hundreds of hours of lab staff time processing samples for disease testing using manual methods. The Kingfisher Duo Prime has a maximum capacity of 24 samples and will directly replace the MagMax Express.

The proposed instrument was selected for several reasons. The single-plate design of this instrument will appropriately support the District laboratory's year-round WNV testing needs

while minimizing the waste and expense of processing a small number of samples on a high-throughput instrument, which uses more plastic consumables per run. Both KingFisher instruments share the same MagMax reagents, sample plates, and protocols already used by the District, the California Department of Public Health laboratory, and most vector control districts that perform in-house WNV testing statewide. Keeping testing equipment and chemistry in line with other vector control labs allows the District to collaborate on improved or modified protocols, help troubleshoot issues, and share resources.

The KingFisher Duo Prime is manufactured and sold only by Thermo Fisher Scientific. A sole source document is attached describing the unique specifications of this instrument. Pricing reflects a significant discount from the list price granted by Thermo Fisher, including a \$5,000 trade-in value for the District’s MagMax Express instrument.

Item	Quantity	List Price	Quote Price	Description
KingFisher Duo Prime instrument	1	\$ 31,440.00	\$ 23,265.60	Automated extraction instrument
SmartStart	1	\$ 3,650.00	\$ 0.00	Set up and Orientation by Thermo Fisher Rep.
Trade-in Credit for MagMax Express	1	n/a	-\$ 5,000.00	Credit for return of existing instrument
Estimated S & H	1		\$ 172.15	
Total			\$ 18,437.75	

STRATEGIC OBJECTIVES SUPPORTED:

Objective 2b. Monitor the distribution of vector-borne diseases in local vectors.

Objective 9b. Adequately maintain and improve District physical assets and equipment and keep them up to date with the best technology available.

REFERENCE MATERIALS ATTACHED:

1. Quote for KingFisher Duo Prime
2. KingFisher Duo Prime instrument brochure
3. Sole Source Specification Statement from Thermo Fisher

Life Technologies Corporation

5781 Van Allen Way
 Carlsbad, CA 92008
 Fax No.: 1-800-331-2286 USA
 To Order: 1-800-955-6288 USA
www.thermofisher.com

To place an order from this quote, sign in to your account at thermofisher.com

Alternatively, you can email your order to
NAInstrumentOrders@thermofisher.com
 or Fax it to 877-680-2537.

To ensure you receive your discount pricing, please clearly reference your quotation number on your purchase order. Please issue your **Purchase Order to: Life Technologies Corporation.**

We now offer highly competitive financing options with low monthly payments. Please contact your local sales representative, or click [here](#) for more information on how we can meet your financing needs.

Valid From	: 08/07/2023
Valid To	: 09/30/2023
Freight Terms	: FOB FACTORY - FRT QUOTED
Payment Terms	: Net 30

SAN MATEO COUNTY MVCD
.
1351 ROLLINS RD
BURLINGAME, CA 94010 US
ATTN:

WE ARE PLEASED TO QUOTE ON YOUR REQUIREMENT AS FOLLOWS

Item No	SKU	Description	Min Qty	List Price	Net Price	Extended Price
1	5400110	KINGFISHER DUO PRIME EACH	1	\$31,440.00	\$23,265.60	\$23,265.60
2	S202	TRADE-IN CREDIT EACH We are offering a \$5000.00 trade-in credit for the return of your Model MagMax 24. Serial number 700-853. The credit is being offered in advance and is contingent upon purchase of the new instrument and Life Technologies receiving good and clear title to, and possession of, the trade-in instrument accompanied by the original Certification of Decontamination (see below) within 30 days after installation of new instrument. You may take the credit	1	\$0.00	-\$5,000.00	-\$5,000.00

Item No	SKU	Description	Min Qty	List Price	Net Price	Extended Price
		<p>for the return of the trade-in instrument off the dollar value of your purchase order. The purchase order must reflect the trade-in dollar amount as a separate line item. After your purchase order is received, you will receive a Return Authorization letter (RA), and a Certificate of Decontamination. The Certificate of Decontamination MUST be completed and faxed back to Life Technologies prior to the instrument return and the original Certificate of Decontamination must be placed on the on the outside of the crate. If our receipt of the trade-in instrument is not confirmed within 30 days after installation of your new instrument, you will be invoiced for and must pay the amount of the advanced credit given.</p> <p>PRICE FOR THE NEW INSTRUMENT AFTER TRADE-IN CREDIT HAS BEEN APPLIED WILL BE \$18,265.60</p>				
3	TRN00340	SMARTSTART KINGFISHER, 1DAY EA EACH	1	\$3,650.00	\$0.00	\$0.00

Estimated Shipping & Handling : \$172.15

Total: \$18,437.75

Optional Items:

Item No	SKU	Description	Min Qty	List Price	Net Price	Extended Price
4	ZG11SCKF AB DUOPRIME ASSURANCE,KFISHERDUOPRIME PC		3	\$3,570.00	\$2,391.90	\$7,175.70

This quotation, and Life Technologies' **GENERAL TERMS AND CONDITIONS OF SALE** (which are incorporated by reference into this quotation and any resulting contract), set out the terms on which Life Technologies is offering to sell the product(s) or service(s) listed in this quotation. By issuing a purchase order or otherwise ordering or accepting product(s) or services, you expressly confirm that you intend to be bound by and agree to the terms of this quotation and Life Technologies' General Terms and Conditions of Sale to the exclusion of all other terms not expressly agreed to in writing by an authorized representative of Life Technologies, and that the purchase and sale transaction between you and Life Technologies is subject to and will be governed by this quotation and Life Technologies' General Terms and Conditions of Sale.

Customers may be required to evaluate as a discount, for cost-reporting purposes, the value of any Product listed as \$0.00 on any invoice. The Product listed as \$0.00 represents an in-kind discount and is included in the total fair market value price for the instrument product.


Life Technologies' General Terms and Conditions of Sale can be found on Life Technologies' website at <http://www.thermofisher.com/termsandconditions> under the "terms and conditions" link at the bottom of the webpage.

NOTE: Customer MUST reference quotation number when ordering to receive discounts

ADDITIONAL TERMS AND CONDITIONS OF QUOTATION

1. This quotation shall apply only to direct order purchases. In order to receive quoted prices, the quotation number must be referenced at time of order. Credits will not be issued for orders not referencing quotation numbers.
2. The effective dates of this quotation appear on the first page unless otherwise noted.
3. Percentage discounts in this quotation will be calculated from our current price for the applicable product. Discounts will be calculated from single unit catalog price. We reserve the right to change our prices at any time. Any increase or decrease to the price of a product would result in a change to your discounted price. Certain discounts are based on categories of products (e.g., "Pricing Product Line" or "PPL" discounts) that might change over time. We reserve the right to re-align products within a category or add or remove products to or from a specific category at any time. Such realignment, addition or removal may result in a change to your discounted price for a particular product.
4. We may terminate this quotation upon written notice.
5. This quotation contains our confidential pricing information which if disclosed to third parties could cause competitive harm to us. Subject to overriding obligations to third party funding agencies or governmental entities, the customer agrees to keep all pricing information contained herein confidential.

Shaunda Brouns
shaunda.brouns@thermofisher.com
Sales Representative



Nucleic acid isolation

KingFisher Duo Prime Purification System

Experience consistency and reproducibility with an affordable, automated sample purification system

Are you still using manual processes for DNA, RNA, protein, and cell purification?

Affordable automation is now within reach

The Thermo Scientific™ KingFisher™ Duo Prime Purification System is an automated magnetic bead purification system. The system delivers high-quality samples with reduced hands-on time compared to manual methods.

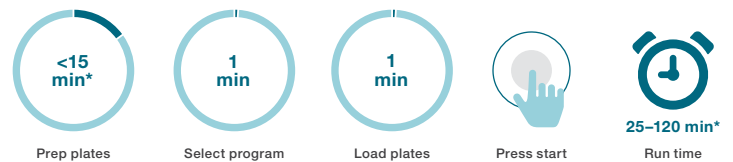
Your samples, consistently

Thermo Scientific™ KingFisher™ instruments are designed to reduce user processing errors while increasing the reproducibility of your results. Our data show that samples processed with KingFisher instruments have consistent results across runs and different users, which is important for more sensitive, downstream applications such as real-time PCR (qPCR), next-generation sequencing (NGS), digital PCR (dPCR), and mass spectrometry.

Your samples, more easily

KingFisher instruments offer optimized, easy-to-follow protocols for nearly every downstream application or sample type.

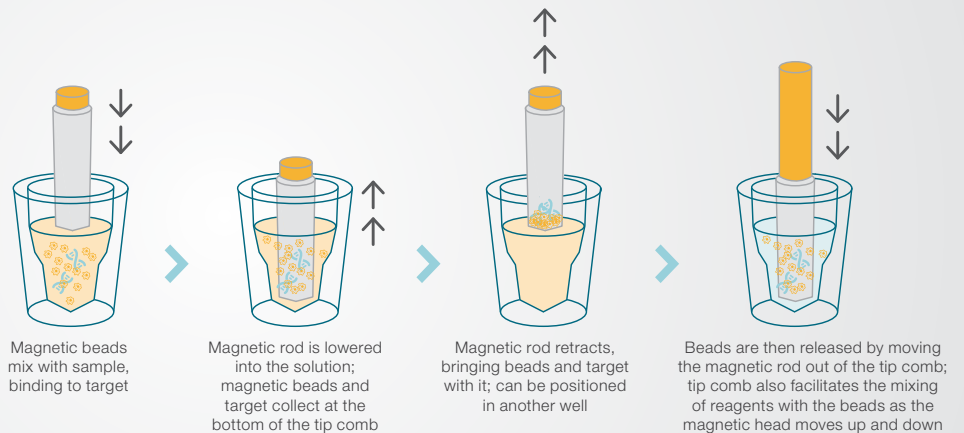
Typical run with the KingFisher instrument



* Run times can vary depending on application and instrument.

How KingFisher instruments work

















KingFisher instruments automate extraction of DNA, RNA, protein, and cells by moving magnetic beads (not liquids), leading to clean extractions and enabling consistent results. Using a simple process (bind, wash, elute), KingFisher instruments can automate the extraction of any analyte of interest with a bead on it.
























Key features include:

- Automated magnetic bead purification system for DNA, RNA, proteins, and cells
- Barcode reader to help improve traceability
- Built-in ultraviolet (UV) lamp designed for effective decontamination
- Customizable workflow for different sample types, reagents, and protocols
- Ready-made, easy-to-start protocols for different types of applications
- Thermo Scientific™ KingFisher™ plastics designed for ideal magnetic particle processing

The KingFisher Duo Prime system supports a variety of analytes and sample types for a wide range of protocols from trusted reagents.

Legend	 Blood	 Cell culture	 Clean-up	 Buccal swab	 Viral transport media (VTM)	 Wastewater
	 Plant tissue	 FFPE	 Feces	 Other swabs	 Fungi	
	 Tissue (non-plant)	 Plasma or serum	 Saliva	 Urine	 Soil	

Thermo Scientific™, Applied Biosystems™, and Invitrogen™ nucleic acid purification products

Analyte	Sample type	Specialty kit	Cat. No.
Total RNA (excluding small RNA)		MagMAX <i>mir</i> Vana Total RNA Isolation Kit	A27828
		MagMAX Plant Isolation Kit	A33784
True total RNA (miRNA and large)		MagMAX <i>mir</i> Vana Total RNA Isolation Kit	A27828
		MagMAX Cell-Free Total Nucleic Acid Isolation Kit	A36716
		MagMAX FFPE DNA/RNA Ultra Kit	A31881
		MagMAX Total Nucleic Acid Isolation Kit	AM1840
mRNA (polyA selected)		Dynabeads mRNA DIRECT Purification Kit	61011
		Dynabeads mRNA DIRECT Micro Purification Kit	61021
		Dynabeads mRNA Purification Kit	61006
DNA		MagMAX DNA Multi-Sample Ultra 2.0 Kit	A36570
		KingFisher Duo-Ready DNA Ultra 2.0 Prefilled Plates	A36584
		MagMAX Cell-Free DNA Isolation Kit	A29319
		MagMAX Total Nucleic Acid Isolation Kit	AM1840
		MagMAX FFPE DNA/RNA Ultra Kit	A31881
		MagMAX saliva gDNA Isolation Kit	A39059 A39060
		MagMAX Plant DNA Isolation Kit	A32549 A32580
		MagMAX Microbiome Ultra Nucleic Acid Isolation Kit, with bead tubes	A42358
	MagMAX Microbiome Ultra Nucleic Acid Isolation Kit, with bead plate	A42357	
Bacterial/fungal/viral nucleic acid		MagMAX Viral/Pathogen Ultra Nucleic Acid Isolation Kit	A42356
		MagMAX Viral/Pathogen Nucleic Acid Isolation Kit	A42352
		MagMAX Microbiome Ultra Nucleic Acid Isolation Kit, with bead tubes	A42358
		MagMAX Microbiome Ultra Nucleic Acid Isolation Kit, with bead plate	A42357
		MagMAX Wastewater Ultra Nucleic Acid Isolation Kit	A52606
		MagMAX Wastewater Ultra Nucleic Acid Isolation Kit with Virus Enrichment	A52610
Total nucleic acid		MagMAX Cell-Free Total Nucleic Acid Isolation Kit	A36716
		MagMAX Microbiome Ultra Nucleic Acid Isolation Kit, with bead tubes	A42358
		MagMAX Microbiome Ultra Nucleic Acid Isolation Kit, with bead plate	A42357
		MagMAX Total Nucleic Acid Isolation Kit	AM1840

Invitrogen™ immunoprecipitation and protein products

Protein isolation and immunoprecipitation	Dynabeads Protein A for Immunoprecipitation	10002D
		10008D
	Dynabeads Protein A Immunoprecipitation Kit	10006D
	Dynabeads Protein G for Immunoprecipitation	10004D
		10009D
	Dynabeads Protein G Immunoprecipitation Kit	10007D
	Dynabeads Sheep Anti-Mouse IgG	11202D
	Dynabeads Sheep Anti-Rabbit IgG	11204D
Virus/exosome isolation	Dynabeads Intact Virus Enrichment	10701D
	Dynabeads CD3	1115D

KingFisher instrument services and support



Instrument and application specialists

Whether servicing your KingFisher purification system or addressing your workflow application questions, Thermo Fisher Scientific employs more than 1,000 trained professionals who make up the industry's largest network and are ready to assist you when you need it.



Quick-start training

The KingFisher system includes SmartStart Orientation to get you up and running quickly in your lab. The orientation includes basic familiarization and setup with online instrument management and includes on-site training with standard kits.



Warranty and service plans

Every KingFisher system comes with a one-year warranty. Extended-coverage service plans are also available at the time of instrument purchase. Whether your laboratory requires the highest service levels and adherence to stringent regulatory guidelines, or you need to maximize performance with a limited budget—or anything in between—we'll work with you to develop a solution that best suits your needs.

Specifications

Applications	DNA and RNA isolation from various starting materials; proteomic applications; cell isolation
Samples per run	Up to 12 with 12-pin magnet head
	Up to 6 with 6-pin magnet head
Max sample load	24
Plastic consumables	96 deep-well plate
	24 deep-well plate
	1 x 12 elution strip
Volume range	30–1,000 µL (12-pin magnet head)
	200–5,000 µL (6-pin magnet head)
Heating and cooling	10–75°C in RT (plate row A)
	4–75°C in RT (elution strip)
UV lamp	8W
UV exposure time	Up to 16 hours
Internal memory	Space for about 200 protocols
Protocol import	Using Thermo Scientific™ BindIt™ Software or USB memory device
Computer interface	USB
Size W x D x H	40 x 46 x 34 cm (15.7 x 18.1 x 13.4 in.)
Weight	17 kg (37.5 lb)

A complete system that automates sample preparation

Ordering information

Description	Cat. No.
System	
KingFisher Duo Prime Purification System	5400110
Accessories	
2D Barcode Reader for KingFisher Duo Prime system	N16640
Plastics for 96 deep-well format	
KingFisher 96 deep-well plate	95040450
KingFisher 96 deep-well plate, sterile	95040460
KingFisher Duo Prime 12-tip comb, for 96 deep-well plate	97003500
KingFisher Duo Prime 12-tip elution strip	97003520
KingFisher Duo Prime elution strip cap for 12-pin magnet	97003540
KingFisher combi pack for microtiter 96 deep-well plate Includes 8 each of 96 deep-well plate, 12-tip comb, elution strip, cap for elution strip	97003530
Plastics for 24 deep-well format	
KingFisher 24 deep-well plate	95040470
KingFisher 24 deep-well plate, sterile	95040480
KingFisher Duo Prime 6-tip comb and 24 deep-well plate (12 pieces of 24 deep-well plates, each including 4 tip combs)	97003510

Learn more at thermofisher.com/kingfisherduo

thermo scientific

Thermo Scientific KingFisher Duo Prime Magnetic Particle Purification System

Sole Source Specifications

- Low to medium throughput automated system consisting of KingFisher Duo Prime magnetic particle purification instrument, optimized DNA/RNA purification kits, plastics consumables and BindIt software.
- Small bench top footprint (40 x 46 x 34 cm), weight 17 kg.
- Process up to 12 samples per run (working volume up to 1ml) or 6 samples per run (working volume 5 ml).
- Possible to run two purification methods sequentially without interruption, raising the throughput up to 24 samples (working volume up to 1 ml).
- Includes 2 optional magnet heads (12 or 6 pin) for different volume and capacity needs.
 - Customer can easily change the magnet head, no service needed.
- Validated purification protocols for KingFisher Pure kits are available for easy assay set up.
- Typical sample processing time is 30-60 minutes, depending on the application.
- Wide variety of starting material can be used, from blood and other body fluids to cell and tissue samples.
- Open system.
 - Can be used also for proteomic and cell isolation applications (not only for nucleic acid isolation applications).
 - Can be used with other magnetic bead based kits with magnetic bead size ca. $\geq 1 \mu\text{m}$
- Specially designed plastic consumables for efficient sample processing.
- Instrument can be operated as stand alone or under PC control.
- Includes USB port for protocol import/export and run log file recording.
- With the BindIt software, customer can modify the existing protocols or write customized protocols.
- Protocols can be protected and imported to the instrument via a USB memory stick
- User friendly color display.
- Space for ca. 200 purification protocols in instrument internal memory
- UV-lamp for instrument chamber decontamination (max 16 h duration)
- Heating and cooling option
 - Row A in Microtiter 96 Deepwell plate: Block temperature +10°C to +75 °C in RT
 - Elution strip: Block temperature +4°C to +75 °C in RT

This sole source document informs, confirms, and certifies that the Thermo Scientific KingFisher Duo Prime is according to our best knowledge the only magnetic particle processor with the above feature combination and therefore a proprietary item of Thermo Fisher Scientific.